

NEW ERA RACE RESULTS

CLUB CHAMPIONSHIPS

ROUND 1

MALLORY PARK

21st MARCH 2010

RESULTS BY



HS Sports Ltd
Unit 5, Radnor Park Industrial Estate
Congleton, Cheshire CW12 4XN
Tel. +44 (0)1260 275708
Fax +44 (0)1260 278352
www.hssports.co.uk

NEW ERA RACE RESULTS

ALLCOMERS CHAMPIONSHIP

80cc up to 690cc

RESULTS BY



HS Sports Ltd
Unit 5, Radnor Park Industrial Estate
Congleton, Cheshire CW12 4XN
Tel. +44 (0)1260 275708
Fax +44 (0)1260 278352
www.hssports.co.uk

NEW ERA RACE RESULTS

Mallory Park - Sunday 21st March 2010

Club Championships - Round 1

ALLCOMERS CHAMPIONSHIP - 80cc UP TO 690cc

TIMED PRACTICE

Pl	No	Cl	Name	Machine	Entrant/Sponsor	Laps	Time on Lap	Behind	MPH	
1	94	F4	Sam HORNSEY	Yamaha 450		12	58.37	12	85.73	
2	194	F4	J Nicky PEARCE	Yamaha 450	Hornsey Steels	9	1:00.13	4	01.76	83.22
3	91	125	Andrew FISHER	Honda 125		11	1:02.86	4	04.49	79.61
4	74	F4	N Damian SMITH	Kawasaki 399		11	1:03.17	6	04.80	79.21
5	20	250	David ALLEN	Honda 250		10	1:04.21	6	05.84	77.93
6	1	H	Stuart MACHIN	Hornet 600	Ron Machin	8	1:04.35	7	05.98	77.76
7	8	125	J Adrian BOWMAN	Honda 125	Kevin Bowman	11	1:04.61	11	06.24	77.45
8	34	FE	Stephen COX	Yamaha 350		6	1:04.70	6	06.33	77.34
9	7	F4	J Lee HEMBURY	Kawasaki 400	King William Inn	8	1:05.50	6	07.13	76.40
10	2	250	N Peter WRIGHT	Aprilia 250	Prospect Building	10	1:06.23	10	07.86	75.55
11	14	SV	N Richard WRIGHT	Suzuki 650	Car Consultants	10	1:07.04	10	08.67	74.64
12	51	CB	J Paul WINFIELD	Honda 500		7	1:07.75	5	09.38	73.86
13	42	ST	Steve HANDS	Ducati 620	Maquis Systems	10	1:07.98	6	09.61	73.61
14	35	CB	N Katy MORTON	Honda 500		10	1:08.20	6	09.83	73.37
15	30	CB	N Mark BISWELL	Honda 500		2	1:10.05	2	11.68	71.43
16	79	125	N Jamie ASHBY	Aprilia F125		9	1:10.65	9	12.28	70.83
17	4	125	Jake BAYFORD	Conti 80		10	1:10.75	10	12.38	70.73

Start Time : 10:31

21 Mar 10 10:41

Clerk of Course :

Time Issued :

Chief Timekeeper : Anthony Smith

THESE RESULTS REMAIN PROVISIONAL FOR A MINIMUM OF 30 MINUTES FROM THE TIME OF ISSUE

HS Sports Timing and Results Systems - Results and Lap Times at www.hssports.co.uk

ALLCOMERS CHAMPIONSHIP - 80cc UP TO 690cc

LAP TIMES - TIMED PRACTICE

1	Stuart MACHIN										
	Lap	1	2	3	4	5	6	7	8	9	10
	1	1:09.58	1:07.38	1:04.98	1:05.22	1:07.17	1:05.47	1:04.35	1:04.70		
2	Peter WRIGHT										
	Lap	1	2	3	4	5	6	7	8	9	10
	1	1:09.46	1:07.99	1:08.19	1:08.23	1:06.45	1:06.83	1:06.90	1:08.08	1:09.13	1:06.23
4	Jake BAYFORD										
	Lap	1	2	3	4	5	6	7	8	9	10
	1	1:13.89	1:12.81	1:12.44	1:12.48	1:12.30	1:11.63	1:12.20	1:11.67	1:11.74	1:10.75
7	Lee HEMBURY										
	Lap	1	2	3	4	5	6	7	8	9	10
	1	1:11.64	1:09.76	1:06.93	1:06.24	1:06.13	1:05.50	1:05.51	1:06.50		
8	Adrian BOWMAN										
	Lap	1	2	3	4	5	6	7	8	9	10
	1	1:10.03	1:08.27	1:06.76	1:06.24	1:05.78	1:05.48	1:05.85	1:07.17	1:05.06	1:05.11
	11	1:04.61									
14	Richard WRIGHT										
	Lap	1	2	3	4	5	6	7	8	9	10
	1	1:10.42	1:09.33	1:07.78	1:07.61	1:07.97	1:09.12	1:07.58	1:08.44	1:13.30	1:07.04
20	David ALLEN										
	Lap	1	2	3	4	5	6	7	8	9	10
	1	1:11.92	1:11.47	1:09.38	1:05.65	1:06.57	1:04.21	1:06.34	1:05.04	1:04.33	1:04.43
30	Mark BISWELL										
	Lap	1	2	3	4	5	6	7	8	9	10
	1	1:10.31	1:10.05								
34	Stephen COX										
	Lap	1	2	3	4	5	6	7	8	9	10
	1	1:18.97	1:12.94	1:09.49	1:07.03	1:05.35	1:04.70				
35	Katy MORTON										
	Lap	1	2	3	4	5	6	7	8	9	10
	1	1:12.26	1:13.68	1:09.86	1:09.10	1:09.34	1:08.20	1:08.77	1:15.52	1:09.24	1:09.48
42	Steve HANDS										
	Lap	1	2	3	4	5	6	7	8	9	10
	1	1:12.10	1:10.55	1:08.60	1:08.18	1:08.25	1:07.98	1:08.94	1:08.35	1:08.98	1:11.33
51	Paul WINFIELD										
	Lap	1	2	3	4	5	6	7	8	9	10
	1	1:13.34	1:12.28	1:09.62	1:08.83	1:07.75	1:08.57	1:09.07			
74	Damian SMITH										
	Lap	1	2	3	4	5	6	7	8	9	10

1	1:06.43	1:04.47	1:04.88	1:03.77	1:04.42	1:03.17	1:03.24	1:03.77	1:03.63	1:03.56
11	1:03.70									

79 Jamie ASHBY

Lap	1	2	3	4	5	6	7	8	9	10
1	1:12.94	1:13.91	1:12.55	1:11.26	1:11.55	1:11.40	1:12.74	1:10.92	1:10.65	

91 Andrew FISHER

Lap	1	2	3	4	5	6	7	8	9	10
1	1:05.57	1:05.13	1:03.78	1:02.86	1:03.29	1:03.16	1:03.32	1:04.59	1:04.44	1:04.04
11	1:05.87									

94 Sam HORNSEY

Lap	1	2	3	4	5	6	7	8	9	10
1	1:08.40	1:03.11	1:00.93	59.06	58.89	58.95	59.11	59.87	59.86	58.87
11	58.84	58.37								

194 Nicky PEARCE


Lap	1	2	3	4	5	6	7	8	9	10
1	1:08.80	1:05.29	1:01.02	1:00.13	1:01.09	1:00.88	1:00.38	1:00.96	1:02.08	

NEW ERA RACE GRID

ALLCOMERS CHAMPIONSHIP - 80cc UP TO 690cc

RACE 1

ROW 5	20	19	18	4 01:10.750 BAYFORD
ROW 4	79 01:10.650 ASHBY	30 01:10.050 BISWELL	35 01:08.200 MORTON	42 01:07.980 HANDS
ROW 3	51 01:07.750 WINFIELD	14 01:07.040 WRIGHT	2 01:06.230 WRIGHT	7 01:05.500 HEMBURY
ROW 2	34 01:04.700 COX	8 01:04.610 BOWMAN	1 01:04.350 MACHIN	20 01:04.210 ALLEN
ROW 1	74 01:03.170 SMITH	91 01:02.860 FISHER	194 01:00.130 PEARCE	94 00:58.370 HORNSEY
				POLE



NEW ERA RACE RESULTS

Mallory Park - Sunday 21st March 2010

Club Championships - Round 1

ALLCOMERS CHAMPIONSHIP - 80cc UP TO 690cc

RESULT - RACE 1

PI	No	Cl	Name	Machine	Entrant/Sponsor	Laps	Time	Behind	MPH	Best Lap on	MPH
1	194	F4	J Nicky PEARCE	Yamaha 450	Hornsey Steels	10	10:14.45		81.44	1:00.32	2 82.96
2	91	125	Andrew FISHER	Honda 125		10	10:22.98	8.53	80.32	1:00.73	6 82.40
3	1	H	Stuart MACHIN	Hornet 600	Ron Machin	10	10:24.83	10.38	80.09	1:00.48	10 82.74
4	74	F4	N Damian SMITH	Kawasaki 399		10	10:26.28	11.83	79.90	1:01.51	5 81.35
5	8	125	J Adrian BOWMAN	Honda 125	Kevin Bowman	10	10:30.40	15.95	79.38	1:01.34	7 81.58
6	7	F4	J Lee HEMBURY	Kawasaki 400	King William Inn	10	10:56.01	41.56	76.28	1:03.94	5 78.26
7	14	SV	N Richard WRIGHT	Suzuki 650	Car Consultants	10	11:04.65	50.20	75.29	1:04.84	2 77.17
8	51	CB	J Paul WINFIELD	Honda 500		10	11:08.91	54.46	74.81	1:05.75	7 76.11
9	2	250	N Peter WRIGHT	Aprilia 250	Prospect Building	10	11:09.52	55.07	74.74	1:05.24	4 76.70
10	42	ST	Steve HANDS	Ducati 620	Maquis Systems	10	11:10.17	55.72	74.67	1:05.22	9 76.72
11	30	CB	N Mark BISWELL	Honda 500		10	11:10.58	56.13	74.62	1:05.32	7 76.61
12	35	CB	N Katy MORTON	Honda 500		10	11:11.40	56.95	74.53	1:05.28	9 76.65
13	4	125	Jake BAYFORD	Conti 80		9	10:32.45	1 Lap	71.21	1:08.07	9 73.51
14	79	125	N Jamie ASHBY	Aprilia F125		9	10:33.45	1 Lap	71.10	1:08.61	9 72.93

Not-Classified

20	250		David ALLEN	Honda 250		2	2:12.05	DNF	75.79	1:02.54	2 80.01
----	-----	--	-------------	-----------	--	---	---------	-----	-------	---------	---------

Fastest Lap

194	F4		Nicky PEARCE	Yamaha 450	Hornsey Steels					1:00.32	2 82.96
1	H		Stuart MACHIN	Hornet 600	Ron Machin					1:00.48	10 82.74
91	125		Andrew FISHER	Honda 125						1:00.73	6 82.40
20	250		David ALLEN	Honda 250						1:02.54	2 80.01
14	SV	N	Richard WRIGHT	Suzuki 650	Car Consultants					1:04.84	2 77.17
42	ST		Steve HANDS	Ducati 620	Maquis Systems					1:05.22	9 76.72
35	CB	N	Katy MORTON	Honda 500						1:05.28	9 76.65

Start Time : 12:30

21 Mar 10 12:37

Clerk of Course :

Time Issued :

Chief Timekeeper : Anthony Smith

THESE RESULTS REMAIN PROVISIONAL FOR A MINIMUM OF 30 MINUTES FROM THE TIME OF ISSUE

HS Sports Timing and Results Systems - Results and Lap Times at www.hssports.co.uk

ALLCOMERS CHAMPIONSHIP - 80cc UP TO 690cc

LAP TIMES - RACE 1

1	Stuart MACHIN										
	Lap	1	2	3	4	5	6	7	8	9	10
	1	1:08.59	1:01.88	1:02.28	1:01.57	1:01.64	1:01.77	1:01.28	1:02.54	1:02.80	1:00.48
2	Peter WRIGHT										
	Lap	1	2	3	4	5	6	7	8	9	10
	1	1:15.53	1:06.73	1:06.11	1:05.24	1:05.77	1:05.83	1:05.97	1:05.99	1:05.88	1:06.47
4	Jake BAYFORD										
	Lap	1	2	3	4	5	6	7	8	9	10
	1	1:18.03	1:09.78	1:10.94	1:09.62	1:08.83	1:08.90	1:09.16	1:09.12	1:08.07	
7	Lee HEMBURY										
	Lap	1	2	3	4	5	6	7	8	9	10
	1	1:11.93	1:04.65	1:04.86	1:04.18	1:03.94	1:05.07	1:04.94	1:04.57	1:04.49	1:07.38
8	Adrian BOWMAN										
	Lap	1	2	3	4	5	6	7	8	9	10
	1	1:10.19	1:03.21	1:03.12	1:01.91	1:02.39	1:02.35	1:01.34	1:02.35	1:01.69	1:01.85
14	Richard WRIGHT										
	Lap	1	2	3	4	5	6	7	8	9	10
	1	1:13.79	1:04.84	1:05.30	1:07.31	1:05.61	1:05.77	1:04.98	1:06.50	1:05.25	1:05.30
20	David ALLEN										
	Lap	1	2	3	4	5	6	7	8	9	10
	1	1:09.51	1:02.54								
30	Mark BISWELL										
	Lap	1	2	3	4	5	6	7	8	9	10
	1	1:15.06	1:06.54	1:06.11	1:06.90	1:05.99	1:05.98	1:05.32	1:06.74	1:05.49	1:06.45
35	Katy MORTON										
	Lap	1	2	3	4	5	6	7	8	9	10
	1	1:16.24	1:06.75	1:06.64	1:06.39	1:05.46	1:05.93	1:05.34	1:06.25	1:05.28	1:07.12
42	Steve HANDS										
	Lap	1	2	3	4	5	6	7	8	9	10
	1	1:14.43	1:05.88	1:05.77	1:06.72	1:05.95	1:06.47	1:06.22	1:06.66	1:05.22	1:06.85
51	Paul WINFIELD										
	Lap	1	2	3	4	5	6	7	8	9	10
	1	1:12.26	1:05.85	1:06.22	1:07.18	1:05.93	1:07.23	1:05.75	1:06.03	1:05.92	1:06.54
74	Damian SMITH										
	Lap	1	2	3	4	5	6	7	8	9	10
	1	1:08.96	1:02.79	1:01.91	1:02.37	1:01.51	1:01.91	1:01.53	1:01.72	1:01.89	1:01.69
79	Jamie ASHBY										
	Lap	1	2	3	4	5	6	7	8	9	10
	1	1:17.96	1:10.54	1:09.40	1:09.64	1:10.01	1:09.09	1:09.28	1:08.92	1:08.61	

91 Andrew FISHER

Lap	1	2	3	4	5	6	7	8	9	10
1	1:10.14	1:02.45	1:02.26	1:01.76	1:01.54	1:00.73	1:00.84	1:01.08	1:01.20	1:00.98

194 Nicky PEARCE

Lap	1	2	3	4	5	6	7	8	9	10
1	1:05.13	1:00.32	1:00.64	1:01.13	1:01.39	1:01.20	1:00.95	1:01.22	1:01.10	1:01.37

Lap Chart

ALLCOMERS CHAMPIONSHIP - 80cc UP TO 690cc - RACE 1

Lap 1		Lap 2		Lap 3		Lap 4		Lap 5		Lap 6		Lap 7		Lap 8		Lap 9		Lap 10	
No	Time	No	Time	No	Time	No	Time	No	Time	No	Time	No	Time	No	Time	No	Time	No	Time
194	1:05.13	194	2:05.45	194	3:06.09	194	4:07.22	194	5:08.61	194	6:09.81	194	7:10.76	194	8:11.98	194	9:13.08	194	10:14.45
1	1:08.59	1	2:10.47	1	3:12.75	1	4:14.32	1	5:15.96	1	6:17.73	1	7:19.01	4	8:15.26 *1	91	9:22.00	91	10:22.98
74	1:08.96	74	2:11.75	74	3:13.66	74	4:16.03	74	5:17.54	91	6:18.88	91	7:19.72	79	8:15.92 *1	1	9:24.35	1	10:24.83
20	1:09.51	20	2:12.05	91	3:14.85	91	4:16.61	91	5:18.15	74	6:19.45	74	7:20.98	91	8:20.80	4	9:24.38 *1	74	10:26.28
91	1:10.14	91	2:12.59	8	3:16.52	8	4:18.43	8	5:20.82	8	6:23.17	8	7:24.51	1	8:21.55	74	9:24.59	8	10:30.40
8	1:10.19	8	2:13.40	7	3:21.44	7	4:25.62	7	5:29.56	7	6:34.63	7	7:39.57	74	8:22.70	79	9:24.84 *1	4	10:32.45 *1
7	1:11.93	7	2:16.58	14	3:23.93	14	4:31.24	14	5:36.85	14	6:42.62	14	7:47.60	8	8:26.86	8	9:28.55	79	10:33.45 *1
51	1:12.26	51	2:18.11	51	3:24.33	51	4:31.51	51	5:37.44	51	6:44.67	51	7:50.42	7	8:44.14	7	9:48.63	7	10:56.01
14	1:13.79	14	2:18.63	42	3:26.08	42	4:32.80	42	5:38.75	2	6:45.21	2	7:51.18	14	8:54.10	14	9:59.35	14	11:04.65
42	1:14.43	42	2:20.31	30	3:27.71	2	4:33.61	2	5:39.38	42	6:45.22	42	7:51.44	51	8:56.45	51	10:02.37	51	11:08.91
30	1:15.06	30	2:21.60	2	3:28.37	30	4:34.61	30	5:40.60	30	6:46.58	30	7:51.90	2	8:57.17	2	10:03.05	2	11:09.52
2	1:15.53	2	2:22.26	35	3:29.63	35	4:36.02	35	5:41.48	35	6:47.41	35	7:52.75	42	8:58.10	42	10:03.32	42	11:10.17
35	1:16.24	35	2:22.99	79	3:37.90	79	4:47.54	4	5:57.20	4	7:06.10			30	8:58.64	30	10:04.13	30	11:10.58
79	1:17.96	4	2:27.81	4	3:38.75	4	4:48.37	79	5:57.55	79	7:06.64			35	8:59.00	35	10:04.28	35	11:11.40
4	1:18.03	79	2:28.50																

NEW ERA RACE RESULTS

ALLCOMERS CHAMPIONSHIP

Formula Xtreme up to 1300cc

RESULTS BY



HS Sports Ltd
Unit 5, Radnor Park Industrial Estate
Congleton, Cheshire CW12 4XN
Tel. +44 (0)1260 275708
Fax +44 (0)1260 278352
www.hssports.co.uk

NEW ERA RACE RESULTS

Mallory Park - Sunday 21st March 2010

Club Championships - Round 1

ALLCOMERS CHAMPIONSHIP - Formula Xtreme up to 1300

TIMED PRACTICE

Pl	No	Cl	Name	Machine	Entrant/Sponsor	Laps	Time on Lap	Behind	MPH	
1	2	PB	Phil BROOKS	Yamaha 998	Mediatech Direct	10	55.38	10	90.36	
2	2	ST	Danny IMBERG	Triumph 675	PLI - No Limits	8	56.42	3	01.04	88.69
3	16	F6	Gary ARDEN	Yamaha 600		5	56.75	5	01.37	88.18
4	182	PB	Danny LISTER	Suzuki 1000	Council Racing	5	57.82	4	02.44	86.54
5	3	PB	Mike HORBERRY	Suzuki 750		11	58.01	5	02.63	86.26
6	162	F6	Mark AFFLECK	Honda 600		11	59.12	11	03.74	84.64
7	47	ST	Les LINEY	Ducati 1098	Les Liney Vehicle Hire	9	59.15	5	03.77	84.60
8	31	PS	Emmett BURKE	Yamaha 1000		11	59.21	11	03.83	84.51
9	15	ST	J Andy BLACKMAN	Aprilia 1000		9	59.78	7	04.40	83.71
10	13	FX	Ben SCRANAGE	Triumph 675	Smallboy Trackbike Hire	4	59.81	4	04.43	83.66
11	63	ST	N Timothy HORTON	Triumph 675	Kirkby Motor Services	10	59.85	9	04.47	83.61
12	38	F6	Steve ALLEN	Yamaha 600	ADR Accident Repairs	11	59.89	3	04.51	83.55
13	167	PS	Jason BREWSTER	Yamaha 1000	E2E Solutions	5	59.91	2	04.53	83.53
14	39	PB	Sean HAYES	Suzuki 1000	Circuit Based Training	7	1:00.00	7	04.62	83.40
15	114	SS	Craig McEWAN	Honda 600	McEwan Tiling Ltd	9	1:00.16	9	04.78	83.18
16	76	ST	Andrew PATCH	Aprilia 1000	WM Stevens Motor Eng	10	1:00.63	7	05.25	82.53
17	77	ST	Lee REVELEY	Ducati 1098	E2E Solutions	9	1:00.66	6	05.28	82.49
18	10	ST	Tom WARNER	Ducati 1098	Charles Warner	7	1:00.67	7	05.29	82.48
19	57	F6	Roger SLATER	Yamaha 600	Spa Motorsport	5	1:00.73	5	05.35	82.40
20	46	FX	Andrew NICHOLSON	Honda 600	J&D Statham	8	1:01.33	5	05.95	81.59
21	67	PI	N Matthew PEARCE	Kawasaki 600	Mike Pearce & Sons	10	1:01.46	9	06.08	81.42
22	18	PI	Phil SMITH	Kawasaki 600		8	1:01.55	8	06.17	81.30
23	50	PS	N Charlie OLLIS	Honda 1000		10	1:01.80	9	06.42	80.97
24	90	PB	J Mark WOOD	Yamaha 1000		10	1:02.24	10	06.86	80.40
25	3	ST	J Keith JACKSON	H' Davidson 1203	Harley World Chesterfield / Exo	10	1:02.52	10	07.14	80.04
26	6	SS	J David WESTON	Suzuki 600	Bramble Consulting	8	1:02.88	8	07.50	79.58
27	113	PB	J Gordon SCOTT	Suzuki 1000	BBT Mc/s Tyres	7	1:03.05	6	07.67	79.37
28	21	PB	N Bryan BROUGHTON	Honda 1000	Nikki & Jason Kollo	10	1:03.20	8	07.82	79.18
29	20	F6	Nicholas FORD	Yamaha 600		10	1:05.85	7	10.47	75.99
30	32	MC	David NICHOLSON	Ducati 900	Solo Corse Racing	10	1:06.85	4	11.47	74.85
31	8	PI	N Karl BARDEN	Honda 600		6	1:10.54	6	15.16	70.94
32	35	MC	Ronald JOLLEY	Ducati 620	Susan Jolley	8	1:13.37	8	17.99	68.20

Start Time : 10:46

21 Mar 10 10:55

Clerk of Course :

Time Issued :

Chief Timekeeper : Anthony Smith

THESE RESULTS REMAIN PROVISIONAL FOR A MINIMUM OF 30 MINUTES FROM THE TIME OF ISSUE

HS Sports Timing and Results Systems - Results and Lap Times at www.hssports.co.uk

ALLCOMERS CHAMPIONSHIP - Formula Xtreme up to 1300

LAP TIMES - TIMED PRACTICE

2	Phil BROOKS										
	Lap	1	2	3	4	5	6	7	8	9	10
	1	57.36	58.26	57.40	56.41	58.69	57.21	57.12	57.70	55.93	55.38
2	Danny IMBERG										
	Lap	1	2	3	4	5	6	7	8	9	10
	1	1:00.67	57.96	56.42	57.96	56.99	58.14	57.04	57.28		
3	Mike HORBERRY										
	Lap	1	2	3	4	5	6	7	8	9	10
	1	1:00.39	59.34	58.68	1:00.95	58.01	58.51	58.28	1:00.46	1:00.92	58.67
	11	58.14									
3	Keith JACKSON										
	Lap	1	2	3	4	5	6	7	8	9	10
	1	1:06.29	1:04.04	1:03.22	1:02.97	1:05.25	1:05.03	1:04.34	1:06.01	1:03.99	1:02.52
6	David WESTON										
	Lap	1	2	3	4	5	6	7	8	9	10
	1	1:04.43	1:03.18	1:03.95	1:04.04	1:03.54	1:03.44	1:03.44	1:02.88		
8	Karl BARDEN										
	Lap	1	2	3	4	5	6	7	8	9	10
	1	1:14.36	1:14.21	1:12.30	1:10.62	1:11.87	1:10.54				
10	Tom WARNER										
	Lap	1	2	3	4	5	6	7	8	9	10
	1	1:03.59	1:02.90	1:02.49	1:01.73	1:01.61	1:02.62	1:00.67			
13	Ben SCRANAGE										
	Lap	1	2	3	4	5	6	7	8	9	10
	1	1:02.65	1:03.36	1:01.02	59.81						
15	Andy BLACKMAN										
	Lap	1	2	3	4	5	6	7	8	9	10
	1	1:03.74	1:01.59	1:01.69	1:00.50	1:01.12	1:00.83	59.78	1:01.06	1:00.99	
16	Gary ARDEN										
	Lap	1	2	3	4	5	6	7	8	9	10
	1	57.59	58.69	57.47	57.94	56.75					
18	Phil SMITH										
	Lap	1	2	3	4	5	6	7	8	9	10
	1	1:04.29	1:02.60	1:03.46	1:02.44	1:03.64	1:03.74	1:01.79	1:01.55		
20	Nicholas FORD										
	Lap	1	2	3	4	5	6	7	8	9	10
	1	1:06.68	1:06.89	1:05.90	1:06.86	1:07.69	1:06.73	1:05.85	1:06.25	1:06.71	1:07.07
21	Bryan BROUGHTON										
	Lap	1	2	3	4	5	6	7	8	9	10

	1	1:10.79	1:08.05	1:04.32	1:04.25	1:05.07	1:03.59	1:03.63	1:03.20	1:03.64	1:03.39
31	Emmett BURKE										
	Lap	1	2	3	4	5	6	7	8	9	10
	1	1:02.12	1:01.70	1:01.76	1:02.11	1:01.79	1:00.54	59.80	1:01.94	1:00.36	1:00.03
	11	59.21									
32	David NICHOLSON										
	Lap	1	2	3	4	5	6	7	8	9	10
	1	1:09.31	1:09.66	1:07.82	1:06.85	1:07.33	1:07.18	1:09.00	1:07.66	1:07.10	1:07.01
35	Ronald JOLLEY										
	Lap	1	2	3	4	5	6	7	8	9	10
	1	1:18.12	1:18.35	1:18.78	1:17.07	1:15.13	1:14.46	1:14.33	1:13.37		
38	Steve ALLEN										
	Lap	1	2	3	4	5	6	7	8	9	10
	1	1:00.86	1:01.73	59.89	1:00.99	1:01.17	1:00.07	1:00.35	1:00.47	1:02.98	1:01.79
	11	1:00.42									
39	Sean HAYES										
	Lap	1	2	3	4	5	6	7	8	9	10
	1	1:04.75	1:01.97	1:02.11	1:01.73	1:01.89	1:03.97	1:00.00			
46	Andrew NICHOLSON										
	Lap	1	2	3	4	5	6	7	8	9	10
	1	1:01.93	1:03.50	1:03.76	1:02.67	1:01.33	1:01.67	1:01.68	1:05.18		
47	Les LINEY										
	Lap	1	2	3	4	5	6	7	8	9	10
	1	1:01.80	1:00.40	1:00.81	1:02.26	59.15	59.36	1:01.44	1:00.61	1:00.59	
50	Charlie OLLIS										
	Lap	1	2	3	4	5	6	7	8	9	10
	1	1:06.13	1:05.93	1:02.51	1:02.19	1:03.01	1:02.36	1:05.29	1:02.05	1:01.80	1:01.98
57	Roger SLATER										
	Lap	1	2	3	4	5	6	7	8	9	10
	1	1:04.32	1:01.51	1:00.92	1:00.78	1:00.73					
63	Timothy HORTON										
	Lap	1	2	3	4	5	6	7	8	9	10
	1	1:02.94	1:03.43	1:02.28	1:01.15	1:03.78	1:02.11	1:03.50	1:04.33	59.85	1:01.48
67	Matthew PEARCE										
	Lap	1	2	3	4	5	6	7	8	9	10
	1	1:04.44	1:04.56	1:02.07	1:01.99	1:07.34	1:03.74	1:03.32	1:05.20	1:01.46	1:03.76
76	Andrew PATCH										
	Lap	1	2	3	4	5	6	7	8	9	10
	1	1:05.19	1:03.38	1:01.13	1:02.32	1:03.07	1:00.96	1:00.63	1:01.19	1:01.57	1:01.03
77	Lee REVELEY										
	Lap	1	2	3	4	5	6	7	8	9	10
	1	1:06.68	1:03.85	1:01.99	1:01.56	1:01.05	1:00.66	1:01.17	1:00.74	1:02.06	
90	Mark WOOD										
	Lap	1	2	3	4	5	6	7	8	9	10

1	1:12.02	1:06.12	1:03.77	1:02.99	1:04.10	1:03.19	1:04.72	1:04.25	1:04.60	1:02.24
---	---------	---------	---------	---------	---------	---------	---------	---------	---------	---------

113 Gordon SCOTT

Lap	1	2	3	4	5	6	7	8	9	10
1	1:05.31	1:04.70	1:03.22	1:03.17	1:03.99	1:03.05	1:04.17			

114 Craig McEWAN

Lap	1	2	3	4	5	6	7	8	9	10
1	1:02.84	1:02.75	1:01.41	1:02.97	1:01.80	1:00.45	1:00.26	1:02.60	1:00.16	

162 Mark AFFLECK

Lap	1	2	3	4	5	6	7	8	9	10
1	1:02.32	1:00.35	1:01.32	1:00.43	1:04.88	1:00.61	59.64	1:00.33	59.95	59.57
11	59.12									

167 Jason BREWSTER

Lap	1	2	3	4	5	6	7	8	9	10
1	1:02.41	59.91	1:00.53	1:02.63	1:01.14					

182 Danny LISTER

Lap	1	2	3	4	5	6	7	8	9	10
1	59.80	58.71	59.68	57.82	58.88					

NEW ERA RACE GRID

ALLCOMERS CHAMPIONSHIP - Formula Xtreme up to 1300

RACE 2

ROW 9	36	35	34	21 01:03.200 BROUGHTON 33
ROW 8	18 01:01.550 SMITH 32	167 00:59.910 BREWSTER 31	26 - HARBON 30	35 01:13.370 JOLLEY 29
ROW 7	8 01:10.540 BARDEN 28	32 01:06.850 NICHOLSON 27	20 01:05.850 FORD 26	113 01:03.050 SCOTT 25
ROW 6	6 01:02.880 WESTON 24	3 01:02.520 JACKSON 23	90 01:02.240 WOOD 22	50 01:01.800 OLLIS 21
ROW 5	67 01:01.460 PEARCE 20	46 01:01.330 NICHOLSON 19	57 01:00.730 SLATER 18	10 01:00.670 WARNER 17
ROW 4	77 01:00.660 REVELEY 16	76 01:00.630 PATCH 15	114 01:00.160 MCEWAN 14	39 01:00.000 HAYES 13
ROW 3	38 00:59.890 ALLEN 12	63 00:59.850 HORTON 11	13 00:59.810 SCRANAGE 10	15 00:59.780 BLACKMAN 9
ROW 2	31 00:59.210 BURKE 8	47 00:59.150 LINEY 7	162 00:59.120 AFFLECK 6	3 00:58.010 HORBERRY 5
ROW 1	182 00:57.820 LISTER 4	16 00:56.750 ARDEN 3	2 00:56.420 IMBERG 2	2 00:55.380 BROOKS 1
				POLE

NEW ERA RACE RESULTS

Mallory Park - Sunday 21st March 2010

Club Championships - Round 1

ALLCOMERS CHAMPIONSHIP - Formula Xtreme up to 1300

RESULT - RACE 2

PI	No	Cl	Name	Machine	Entrant/Sponsor	Laps	Time	Behind	MPH	Best Lap on	MPH	
1	2	PB	Phil BROOKS	Yamaha 998	Mediatech Direct	10	9:28.20		88.07	55.52	2	90.13
2	2	ST	Danny IMBERG	Triumph 675	PLI - No Limits	10	9:30.29	2.09	87.74	55.96	8	89.42
3	3	PB	Mike HORBERRY	Suzuki 750		10	9:34.10	5.90	87.16	56.26	8	88.94
4	16	F6	Gary ARDEN	Yamaha 600		10	9:38.17	9.97	86.55	56.40	7	88.72
5	182	PB	Danny LISTER	Suzuki 1000	Council Racing	10	9:38.51	10.31	86.50	56.68	2	88.29
6	13	FX	Ben SCRANAGE	Triumph 675	Smallboy Trackbike Hire	10	9:39.17	10.97	86.40	56.44	7	88.66
7	162	F6	Mark AFFLECK	Honda 600		10	9:47.38	19.18	85.19	57.37	2	87.22
8	77	ST	Lee REVELEY	Ducati 1098	E2E Solutions	10	9:55.92	27.72	83.97	57.40	6	87.18
9	15	ST	J Andy BLACKMAN	Aprilia 1000		10	9:57.79	29.59	83.71	58.80	8	85.10
10	114	SS	Craig McEWAN	Honda 600	McEwan Tiling Ltd	10	9:58.59	30.39	83.60	58.18	6	86.01
11	167	PS	Jason BREWSTER	Yamaha 1000	E2E Solutions	10	10:00.22	32.02	83.37	58.53	6	85.49
12	31	PS	Emmett BURKE	Yamaha 1000		10	10:01.55	33.35	83.19	58.86	2	85.02
13	57	F6	Roger SLATER	Yamaha 600	Spa Motorsport	10	10:07.62	39.42	82.35	59.10	4	84.67
14	38	F6	Steve ALLEN	Yamaha 600	ADR Accident Repairs	10	10:09.26	41.06	82.13	59.46	4	84.16
15	76	ST	Andrew PATCH	Aprilia 1000	WM Stevens Motor Eng	10	10:10.20	42.00	82.01	59.82	9	83.65
16	63	ST	N Timothy HORTON	Triumph 675	Kirkby Motor Services	10	10:11.72	43.52	81.80	59.12	4	84.64
17	103	PB	Chris BRADSHAW	Suzuki 1000		10	10:20.81	52.61	80.60	1:00.24	6	83.07
18	67	PI	N Matthew PEARCE	Kawasaki 600	Mike Pearce & Sons	10	10:22.50	54.30	80.39	1:00.34	4	82.93
19	50	PS	N Charlie OLLIS	Honda 1000		10	10:22.51	54.31	80.38	59.44	9	84.19
20	18	PI	Phil SMITH	Kawasaki 600		10	10:22.59	54.39	80.37	1:00.40	3	82.85
21	90	PB	J Mark WOOD	Yamaha 1000		10	10:26.36	58.16	79.89	1:00.22	10	83.10
22	113	PB	J Gordon SCOTT	Suzuki 1000	BBT Mc/s Tyres	10	10:26.54	58.34	79.87	1:00.21	10	83.11
23	3	ST	J Keith JACKSON	H' Davidson 1203	Harley World Chesterfiel	10	10:30.49	1:02.29	79.37	1:01.84	5	80.92
24	6	SS	J David WESTON	Suzuki 600	Bramble Consulting	9	9:32.85	1 Lap	78.62	1:01.98	7	80.74
25	46	FX	Andrew NICHOLSON	Honda 600	J&D Statham	9	9:33.34	1 Lap	78.55	1:01.05	8	81.97
26	21	PB	N Bryan BROUGHTON	Honda 1000	Nikki & Jason Kollo	9	9:34.51	1 Lap	78.39	1:01.15	7	81.83
27	20	F6	Nicholas FORD	Yamaha 600		9	9:41.02	1 Lap	77.51	1:02.72	4	79.78
28	26	FX	N Thomas HARBON	Suzuki 600		9	10:00.40	1 Lap	75.01	1:04.70	9	77.34
29	32	MC	David NICHOLSON	Ducati 900	Solo Corse Racing	9	10:02.08	1 Lap	74.80	1:04.84	4	77.17
30	8	PI	N Karl BARDEN	Honda 600		9	10:08.11	1 Lap	74.06	1:05.52	5	76.37
31	35	MC	Ronald JOLLEY	Ducati 620	Susan Jolley	9	10:30.94	1 Lap	71.38	1:08.20	8	73.37

Not-Classified

39	PB	Sean HAYES	Suzuki 1000	Circuit Based Training	1	1:06.98	DNF	74.71		0	0.00
----	----	------------	-------------	------------------------	---	---------	-----	-------	--	---	------

Fastest Lap

2	PB	Phil BROOKS	Yamaha 998	Mediatech Direct					55.52	2	90.13
2	ST	Danny IMBERG	Triumph 675	PLI - No Limits					55.96	8	89.42
16	F6	Gary ARDEN	Yamaha 600						56.40	7	88.72
13	FX	Ben SCRANAGE	Triumph 675	Smallboy Trackbike Hire					56.44	7	88.66
114	SS	Craig McEWAN	Honda 600	McEwan Tiling Ltd					58.18	6	86.01
167	PS	Jason BREWSTER	Yamaha 1000	E2E Solutions					58.53	6	85.49
67	PI	N Matthew PEARCE	Kawasaki 600	Mike Pearce & Sons					1:00.34	4	82.93
32	MC	David NICHOLSON	Ducati 900	Solo Corse Racing					1:04.84	4	77.17

Start Time : 12:50

21 Mar 10 13:00

Clerk of Course :	Time Issued :	Chief Timekeeper : Anthony Smith
-------------------	---------------	----------------------------------

THESE RESULTS REMAIN PROVISIONAL FOR A MINIMUM OF 30 MINUTES FROM THE TIME OF ISSUE

HS Sports Timing and Results Systems - Results and Lap Times at www.hssports.co.uk

ALLCOMERS CHAMPIONSHIP - Formula Xtreme up to 1300

LAP TIMES - RACE 2

2	Phil BROOKS										
Lap	1	2	3	4	5	6	7	8	9	10	
1	1:01.54	55.52	56.15	56.09	56.19	56.14	56.58	55.84	57.30	56.85	
2	Danny IMBERG										
Lap	1	2	3	4	5	6	7	8	9	10	
1	1:01.54	56.73	56.74	57.27	56.51	56.26	56.24	55.96	56.23	56.81	
3	Mike HORBERRY										
Lap	1	2	3	4	5	6	7	8	9	10	
1	1:02.18	56.91	56.40	56.69	57.26	57.56	57.34	56.26	56.56	56.94	
3	Keith JACKSON										
Lap	1	2	3	4	5	6	7	8	9	10	
1	1:09.22	1:02.00	1:02.23	1:02.14	1:01.84	1:03.24	1:02.19	1:02.45	1:02.32	1:02.86	
6	David WESTON										
Lap	1	2	3	4	5	6	7	8	9	10	
1	1:11.37	1:03.14	1:03.07	1:02.34	1:03.60	1:02.29	1:01.98	1:02.50	1:02.56		
8	Karl BARDEN										
Lap	1	2	3	4	5	6	7	8	9	10	
1	1:15.38	1:07.51	1:06.60	1:05.80	1:05.52	1:05.89	1:06.63	1:08.05	1:06.73		
13	Ben SCRANAGE										
Lap	1	2	3	4	5	6	7	8	9	10	
1	1:03.42	57.37	57.38	57.59	57.87	57.23	56.44	57.95	57.01	56.91	
15	Andy BLACKMAN										
Lap	1	2	3	4	5	6	7	8	9	10	
1	1:04.81	59.19	58.96	59.51	59.28	59.27	58.85	58.80	59.55	59.57	
16	Gary ARDEN										
Lap	1	2	3	4	5	6	7	8	9	10	
1	1:03.02	57.39	57.51	57.64	57.86	57.31	56.40	57.02	56.42	57.60	
18	Phil SMITH										
Lap	1	2	3	4	5	6	7	8	9	10	
1	1:11.33	1:02.03	1:00.40	1:01.04	1:01.57	1:01.26	1:01.29	1:01.58	1:00.89	1:01.20	
20	Nicholas FORD										
Lap	1	2	3	4	5	6	7	8	9	10	
1	1:12.83	1:03.38	1:03.35	1:02.72	1:03.62	1:04.41	1:03.46	1:03.58	1:03.67		
21	Bryan BROUGHTON										
Lap	1	2	3	4	5	6	7	8	9	10	
1	1:13.67	1:04.14	1:02.73	1:02.38	1:03.33	1:01.73	1:01.15	1:01.97	1:03.41		
26	Thomas HARBON										
Lap	1	2	3	4	5	6	7	8	9	10	
1	1:16.03	1:07.90	1:05.13	1:05.03	1:04.94	1:06.03	1:05.57	1:05.07	1:04.70		

31	Emmett BURKE										
	Lap	1	2	3	4	5	6	7	8	9	10
	1	1:05.46	58.86	59.56	59.47	59.72	1:00.13	59.46	59.13	1:00.07	59.69
32	David NICHOLSON										
	Lap	1	2	3	4	5	6	7	8	9	10
	1	1:15.28	1:07.63	1:05.74	1:04.84	1:05.07	1:05.61	1:06.15	1:05.30	1:06.46	
35	Ronald JOLLEY										
	Lap	1	2	3	4	5	6	7	8	9	10
	1	1:18.31	1:10.29	1:09.70	1:09.46	1:08.75	1:09.23	1:08.32	1:08.20	1:08.68	
38	Steve ALLEN										
	Lap	1	2	3	4	5	6	7	8	9	10
	1	1:06.23	1:00.77	1:00.11	59.46	1:00.45	1:00.54	1:00.19	1:00.92	1:00.45	1:00.14
39	Sean HAYES										
	Lap	1	2	3	4	5	6	7	8	9	10
	1	1:06.98									
46	Andrew NICHOLSON										
	Lap	1	2	3	4	5	6	7	8	9	10
	1	1:13.40	1:03.87	1:02.59	1:03.40	1:03.49	1:02.39	1:01.09	1:01.05	1:02.06	
50	Charlie OLLIS										
	Lap	1	2	3	4	5	6	7	8	9	10
	1	1:12.30	1:02.45	1:02.04	1:01.63	1:02.01	1:01.08	1:01.47	59.63	59.44	1:00.46
57	Roger SLATER										
	Lap	1	2	3	4	5	6	7	8	9	10
	1	1:07.64	1:01.18	59.68	59.10	59.91	59.49	1:00.03	1:01.79	59.48	59.32
63	Timothy HORTON										
	Lap	1	2	3	4	5	6	7	8	9	10
	1	1:10.00	1:01.37	59.32	59.12	1:00.14	1:01.34	59.80	1:00.07	59.66	1:00.90
67	Matthew PEARCE										
	Lap	1	2	3	4	5	6	7	8	9	10
	1	1:10.92	1:02.98	1:01.59	1:00.34	1:01.19	1:01.71	1:00.68	1:00.78	1:01.59	1:00.72
76	Andrew PATCH										
	Lap	1	2	3	4	5	6	7	8	9	10
	1	1:07.42	1:01.32	1:00.94	1:00.03	1:00.17	1:00.07	1:00.16	1:00.41	59.82	59.86
77	Lee REVELEY										
	Lap	1	2	3	4	5	6	7	8	9	10
	1	1:08.32	1:00.92	59.38	59.16	58.09	57.40	57.90	57.66	58.09	59.00
90	Mark WOOD										
	Lap	1	2	3	4	5	6	7	8	9	10
	1	1:13.21	1:03.91	1:01.46	1:01.21	1:00.96	1:01.94	1:01.70	1:01.36	1:00.39	1:00.22
103	Chris BRADSHAW										
	Lap	1	2	3	4	5	6	7	8	9	10
	1	1:11.67	1:02.78	1:02.09	1:00.76	1:00.35	1:00.24	1:00.58	1:00.72	1:01.25	1:00.37

113 Gordon SCOTT

Lap	1	2	3	4	5	6	7	8	9	10
1	1:09.78	1:03.65	1:02.81	1:01.96	1:01.22	1:01.92	1:02.21	1:01.53	1:01.25	1:00.21

114 Craig McEWAN

Lap	1	2	3	4	5	6	7	8	9	10
1	1:08.04	59.34	58.40	58.33	59.71	58.18	58.99	58.95	58.77	59.88

162 Mark AFFLECK

Lap	1	2	3	4	5	6	7	8	9	10
1	1:02.94	57.37	57.49	57.69	57.82	59.11	58.27	59.53	58.45	58.71

167 Jason BREWSTER

Lap	1	2	3	4	5	6	7	8	9	10
1	1:06.29	58.65	59.27	59.37	59.37	58.53	58.83	59.12	1:00.17	1:00.62

182 Danny LISTER

Lap	1	2	3	4	5	6	7	8	9	10
1	1:01.27	56.68	56.79	56.79	57.36	58.46	57.94	57.81	58.00	57.41

Lap Chart

ALLCOMERS CHAMPIONSHIP - Formula Xtreme up to 1300 - RACE 2

Lap 1		Lap 2		Lap 3		Lap 4		Lap 5		Lap 6		Lap 7		Lap 8		Lap 9		Lap 10	
No	Time	No	Time	No	Time	No	Time	No	Time	No	Time	No	Time	No	Time	No	Time	No	Time
182	1:01.27	2	1:57.06	2	2:53.21	2	3:49.30	2	4:45.49	2	5:41.63	2	6:38.21	2	7:34.05	2	8:31.35	2	9:28.20
2	1:01.54	182	1:57.95	182	2:54.74	182	3:51.53	35	4:47.76 *1	2	5:45.05	2	6:41.29	2	7:37.25	2	8:33.48	2	9:30.29
2	1:01.54	2	1:58.27	2	2:55.01	3	3:52.18	2	4:48.79	3	5:47.00	32	6:44.17 *1	3	7:40.60	3	8:37.16	6	9:32.85 *1
3	1:02.18	3	1:59.09	3	2:55.49	2	3:52.28	182	4:48.89	182	5:47.35	3	6:44.34	182	7:43.10	20	8:37.35 *1	46	9:33.34 *1
162	1:02.94	162	2:00.31	162	2:57.80	162	3:55.49	3	4:49.44	16	5:50.73	26	6:45.06 *1	16	7:44.15	16	8:40.57	3	9:34.10
16	1:03.02	16	2:00.41	16	2:57.92	16	3:55.56	162	4:53.31	13	5:50.86	182	6:45.29	13	7:45.25	182	8:41.10	21	9:34.51 *1
13	1:03.42	13	2:00.79	13	2:58.17	13	3:55.76	16	4:53.42	162	5:52.42	8	6:46.70 *1	162	7:50.22	13	8:42.26	16	9:38.17
15	1:04.81	15	2:04.00	15	3:02.96	15	4:02.47	13	4:53.63	35	5:56.51 *1	16	6:47.13	32	7:50.32 *1	162	8:48.67	182	9:38.51
31	1:05.46	31	2:04.32	31	3:03.88	31	4:03.35	15	5:01.75	15	6:01.02	13	6:47.30	26	7:50.63 *1	32	8:55.62 *1	13	9:39.17
38	1:06.23	167	2:04.94	167	3:04.21	167	4:03.58	167	5:02.95	167	6:01.48	162	6:50.69	8	7:53.33 *1	26	8:55.70 *1	20	9:41.02 *1
167	1:06.29	38	2:07.00	114	3:05.78	114	4:04.11	31	5:03.07	114	6:02.00	15	6:59.87	15	7:58.67	77	8:56.92	162	9:47.38
39	1:06.98	114	2:07.38	38	3:07.11	38	4:06.57	114	5:03.82	31	6:03.20	167	7:00.31	77	7:58.83	15	8:58.22	77	9:55.92
76	1:07.42	76	2:08.74	57	3:08.50	57	4:07.60	77	5:05.87	77	6:03.27	114	7:00.99	167	7:59.43	114	8:58.71	15	9:57.79
57	1:07.64	57	2:08.82	77	3:08.62	77	4:07.78	38	5:07.02	57	6:07.00	77	7:01.17	114	7:59.94	167	8:59.60	114	9:58.59
114	1:08.04	77	2:09.24	76	3:09.68	76	4:09.71	57	5:07.51	38	6:07.56	31	7:02.66	31	8:01.79	8	9:01.38 *1	167	10:00.22
77	1:08.32	3	2:11.22	63	3:10.69	63	4:09.81	76	5:09.88	76	6:09.95	35	7:05.74 *1	38	8:08.67	31	9:01.86	26	10:00.40 *1
3	1:09.22	63	2:11.37	3	3:13.45	18	4:14.80	63	5:09.95	63	6:11.29	57	7:07.03	57	8:08.82	57	9:08.30	31	10:01.55
113	1:09.78	18	2:13.36	18	3:13.76	3	4:15.59	18	5:16.37	18	6:17.63	38	7:07.75	76	8:10.52	38	9:09.12	32	10:02.08 *1
63	1:10.00	113	2:13.43	67	3:15.49	67	4:15.83	67	5:17.02	103	6:17.89	76	7:10.11	63	8:11.16	76	9:10.34	57	10:07.62
67	1:10.92	67	2:13.90	113	3:16.24	103	4:17.30	3	5:17.43	67	6:18.73	63	7:11.09	35	8:14.06 *1	63	9:10.82	8	10:08.11 *1
18	1:11.33	103	2:14.45	103	3:16.54	113	4:18.20	103	5:17.65	3	6:20.67	103	7:18.47	103	8:19.19	103	9:20.44	38	10:09.26
6	1:11.37	6	2:14.51	50	3:16.79	50	4:18.42	113	5:19.42	113	6:21.34	18	7:18.92	67	8:20.19	18	9:21.39	76	10:10.20
103	1:11.67	50	2:14.75	6	3:17.58	90	4:19.79	50	5:20.43	50	6:21.51	67	7:19.41	18	8:20.50	67	9:21.78	63	10:11.72
50	1:12.30	20	2:16.21	90	3:18.58	6	4:19.92	90	5:20.75	90	6:22.69	3	7:22.86	50	8:22.61	50	9:22.05	103	10:20.81
20	1:12.83	90	2:17.12	20	3:19.56	20	4:22.28	6	5:23.52	6	6:25.81	50	7:22.98	113	8:25.08	35	9:22.26 *1	67	10:22.50
90	1:13.21	46	2:17.27	46	3:19.86	21	4:22.92	20	5:25.90	21	6:27.98	113	7:23.55	3	8:25.31	90	9:26.14	50	10:22.51
46	1:13.40	21	2:17.81	21	3:20.54	46	4:23.26	21	5:26.25	46	6:29.14	90	7:24.39	90	8:25.75	113	9:26.33	18	10:22.59
21	1:13.67	8	2:22.89	32	3:28.65	32	4:33.49	46	5:26.75	20	6:30.31	6	7:27.79	6	8:30.29	3	9:27.63	90	10:26.36
32	1:15.28	32	2:22.91	26	3:29.06	26	4:34.09	32	5:38.56	32	6:38.56	21	7:29.13	21	8:31.10			113	10:26.54
8	1:15.38	26	2:23.93	8	3:29.49	8	4:35.29	26	5:39.03	26	6:39.03	46	7:30.23	46	8:31.28			3	10:30.49
26	1:16.03	35	2:28.60	35	3:38.30			8	5:40.81			20	7:33.77					35	10:30.94 *1
35	1:18.31																		

NEW ERA RACE RESULTS

125cc GRAND PRIX & 250cc GRAND PRIX

POST CLASSIC TWO STROKES

CB500s, HORNETS, OPEN 400 & SUPERMOTO

RESULTS BY



**HS Sports Ltd
Unit 5, Radnor Park Industrial Estate
Congleton, Cheshire CW12 4XN
Tel. +44 (0)1260 275708
Fax +44 (0)1260 278352
www.hssports.co.uk**

NEW ERA RACE RESULTS

Mallory Park - Sunday 21st March 2010

Club Championships - Round 1

125cc & 250cc GP / CB500s / HORNETS & OPEN 400

TIMED PRACTICE

Pl	No	Cl	Name	Machine	Entrant/Sponsor	Laps	Time on Lap	Behind	MPH	
1	94	F4	Sam HORNSEY	Yamaha 450		10	58.04	9	86.22	
2	10	250	Derek CLARK	Honda 250		9	58.83	8	00.79	85.06
3	33	F4	Simon EDMONDSON	Honda 400	BMC Racing	6	1:00.42	3	02.38	82.82
4	194	F4	J Nicky PEARCE	Yamaha 450	Hornsey Steels	9	1:00.63	7	02.59	82.53
5	91	125	Andrew FISHER	Honda 125		8	1:01.66	8	03.62	81.15
6	5	F4	J Daniel LANE	Kawasaki 400		8	1:01.88	4	03.84	80.87
7	74	F4	N Damian SMITH	Kawasaki 399		9	1:02.35	4	04.31	80.26
8	8	125	J Adrian BOWMAN	Honda 125	Kevin Bowman	8	1:02.63	7	04.59	79.90
9	34	FE	Stephen COX	Yamaha 350		9	1:02.98	9	04.94	79.45
10	1	H	Stuart MACHIN	Hornet 600	Ron Machin	8	1:03.62	7	05.58	78.65
11	2	F4	James JACKSON	Kawasaki 400		8	1:04.47	8	06.43	77.62
12	20	250	David ALLEN	Honda 250		8	1:04.83	7	06.79	77.19
13	2	250	N Peter WRIGHT	Aprilia 250	Prospect Building	8	1:04.97	6	06.93	77.02
14	14	SV	N Richard WRIGHT	Suzuki 650	Car Consultants	8	1:05.56	8	07.52	76.33
15	3	250	Jez WILSON	Honda 250		8	1:06.02	4	07.98	75.80
16	51	CB	J Paul WINFIELD	Honda 500		8	1:06.11	7	08.07	75.69
17	7	F4	J Lee HEMBURY	Kawasaki 400	King William Inn	7	1:06.34	6	08.30	75.43
18	30	CB	N Mark BISWELL	Honda 500		8	1:06.42	8	08.38	75.34
19	35	CB	N Katy MORTON	Honda 500		8	1:06.68	8	08.64	75.04
20	10	F4	Simon MARKS	Kawasaki 400		8	1:07.54	8	09.50	74.09
21	4	125	Jake BAYFORD	Conti 80		8	1:09.76	8	11.72	71.73
22	79	125	N Jamie ASHBY	Aprilia F125		8	1:10.45	6	12.41	71.03

Start Time : 11:09

21 Mar 10 11:20

Clerk of Course :

Time Issued :

Chief Timekeeper : Anthony Smith

THESE RESULTS REMAIN PROVISIONAL FOR A MINIMUM OF 30 MINUTES FROM THE TIME OF ISSUE

HS Sports Timing and Results Systems - Results and Lap Times at www.hssports.co.uk

125cc & 250cc GP / CB500s / HORNETS & OPEN 400

LAP TIMES - TIMED PRACTICE

1	Stuart MACHIN										
	Lap	1	2	3	4	5	6	7	8	9	10
	1	1:10.41	1:05.67	1:05.18	1:04.93	1:03.85	1:03.91	1:03.62	1:03.75		
2	Peter WRIGHT										
	Lap	1	2	3	4	5	6	7	8	9	10
	1	1:10.10	1:07.31	1:06.20	1:06.75	1:05.96	1:04.97	1:05.41	1:05.34		
2	James JACKSON										
	Lap	1	2	3	4	5	6	7	8	9	10
	1	1:09.12	1:06.59	1:05.41	1:05.68	1:05.85	1:04.57	1:04.93	1:04.47		
3	Jez WILSON										
	Lap	1	2	3	4	5	6	7	8	9	10
	1	1:11.15	1:08.18	1:06.89	1:06.02	1:07.04	1:08.63	1:07.77	1:07.89		
4	Jake BAYFORD										
	Lap	1	2	3	4	5	6	7	8	9	10
	1	1:12.58	1:10.79	1:11.55	1:10.94	1:11.09	1:10.54	1:09.99	1:09.76		
5	Daniel LANE										
	Lap	1	2	3	4	5	6	7	8	9	10
	1	1:03.37	1:01.91	1:01.92	1:01.88	1:03.44	2:21.48	1:02.87	1:03.70		
7	Lee HEMBURY										
	Lap	1	2	3	4	5	6	7	8	9	10
	1	1:10.45	1:08.40	1:08.21	1:07.25	1:07.03	1:06.34	1:07.42			
8	Adrian BOWMAN										
	Lap	1	2	3	4	5	6	7	8	9	10
	1	1:10.15	1:05.36	1:05.54	1:04.61	1:02.89	1:03.33	1:02.63	1:02.85		
10	Derek CLARK										
	Lap	1	2	3	4	5	6	7	8	9	10
	1	1:04.27	1:02.36	1:01.96	59.98	1:00.51	1:00.26	59.21	58.83	1:01.97	
10	Simon MARKS										
	Lap	1	2	3	4	5	6	7	8	9	10
	1	1:11.56	1:10.00	1:09.13	1:08.82	1:08.73	1:08.38	1:08.90	1:07.54		
14	Richard WRIGHT										
	Lap	1	2	3	4	5	6	7	8	9	10
	1	1:07.34	1:06.22	1:06.89	1:07.39	1:06.79	1:09.48	1:05.81	1:05.56		
20	David ALLEN										
	Lap	1	2	3	4	5	6	7	8	9	10
	1	1:08.31	1:06.62	1:05.85	1:06.75	1:04.94	1:06.94	1:04.83	1:05.66		
30	Mark BISWELL										
	Lap	1	2	3	4	5	6	7	8	9	10
	1	1:11.58	1:07.81	1:08.12	1:06.99	1:08.50	1:08.53	1:06.45	1:06.42		

33	Simon EDMONDSON										
	Lap	1	2	3	4	5	6	7	8	9	10
	1	1:04.05	1:01.74	1:00.42	1:02.15	1:04.59	1:04.74				
34	Stephen COX										
	Lap	1	2	3	4	5	6	7	8	9	10
	1	1:09.34	1:06.73	1:05.34	1:04.13	1:04.78	1:04.53	1:03.87	1:03.18	1:02.98	
35	Katy MORTON										
	Lap	1	2	3	4	5	6	7	8	9	10
	1	1:09.70	1:07.93	1:08.49	1:08.00	1:08.75	1:08.07	1:09.71	1:06.68		
51	Paul WINFIELD										
	Lap	1	2	3	4	5	6	7	8	9	10
	1	1:08.91	1:07.96	1:07.10	1:07.59	1:10.96	1:08.95	1:06.11	1:06.85		
74	Damian SMITH										
	Lap	1	2	3	4	5	6	7	8	9	10
	1	1:05.40	1:03.74	1:03.15	1:02.35	1:03.03	1:02.76	1:02.72	1:02.48	1:03.06	
79	Jamie ASHBY										
	Lap	1	2	3	4	5	6	7	8	9	10
	1	1:13.84	1:12.27	1:11.72	1:10.78	1:10.83	1:10.45	1:11.00	1:10.65		
91	Andrew FISHER										
	Lap	1	2	3	4	5	6	7	8	9	10
	1	1:09.15	1:06.15	1:07.09	1:02.99	1:03.12	1:02.48	1:04.83	1:01.66		
94	Sam HORNSEY										
	Lap	1	2	3	4	5	6	7	8	9	10
	1	1:02.43	59.64	59.16	59.35	1:00.51	58.50	58.25	59.40	58.04	58.95
194	Nicky PEARCE										
	Lap	1	2	3	4	5	6	7	8	9	10
	1	1:02.58	1:01.67	1:00.71	1:01.22	1:02.12	1:01.70	1:00.63	1:00.70	1:01.20	

NEW ERA RACE GRID

125cc & 250cc GP / CB500s / HORNETS & OPEN 400

RACE 3 & RACE 7

ROW 7	28	27	10 01:07.540 MARKS 26	35 01:06.680 MORTON 25
ROW 6	30 01:06.420 BISWELL 24	7 01:06.340 HEMBURY 23	51 01:06.110 WINFIELD 22	14 01:05.560 WRIGHT 21
ROW 5	2 01:04.470 JACKSON 20	1 01:03.620 MACHIN 19	34 01:02.980 COX 18	74 01:02.350 SMITH 17
ROW 4	5 01:01.880 LANE 16	194 01:00.630 PEARCE 15	33 01:00.420 EDMONDSON 14	94 00:58.040 HORNSEY 13
ROW 3	12	11	10	9
ROW 2	79 01:10.450 ASHBY 8	4 01:09.760 BAYFORD 7	3 01:06.020 WILSON 6	2 01:04.970 WRIGHT 5
ROW 1	20 01:04.830 ALLEN 4	8 01:02.630 BOWMAN 3	91 01:01.660 FISHER 2	10 00:58.830 CLARK 1

POLE

SPLIT GRID

NEW ERA RACE RESULTS

Mallory Park - Sunday 21st March 2010

Club Championships - Round 1

125cc & 250cc GP / CB500s / HORNETS & OPEN 400

RESULT - RACE 3

PI	No	Cl	Name	Machine	Entrant/Sponsor	Laps	Time	Behind	MPH	Best Lap on	MPH
1	10	250	Derek CLARK	Honda 250		10	10:03.79		82.88	58.91	7 84.94
2	94	F4	Sam HORNSEY	Yamaha 450		10	10:12.08	8.29	81.75	58.83	8 85.06
3	33	F4	Simon EDMONDSON	Honda 400	BMC Racing	10	10:23.72	19.93	80.23	59.47	6 84.14
4	91	125	Andrew FISHER	Honda 125		10	10:27.53	23.74	79.74	1:01.18	4 81.79
5	8	125 J	Adrian BOWMAN	Honda 125	Kevin Bowman	10	10:33.33	29.54	79.01	1:01.61	4 81.22
6	1	H	Stuart MACHIN	Hornet 600	Ron Machin	10	10:37.97	34.18	78.44	1:00.92	5 82.14
7	3	250	Jez WILSON	Honda 250		10	10:44.05	40.26	77.70	1:02.69	4 79.82
8	5	F4 J	Daniel LANE	Kawasaki 400		10	10:48.34	44.55	77.18	1:02.03	5 80.67
9	74	F4 N	Damian SMITH	Kawasaki 399		10	10:54.43	50.64	76.46	1:02.32	5 80.30
10	2	250 N	Peter WRIGHT	Aprilia 250	Prospect Building	10	11:02.46	58.67	75.54	1:04.64	5 77.41
11	7	F4 J	Lee HEMBURY	Kawasaki 400	King William Inn	9	10:04.20	1 Lap	74.54	1:03.92	9 78.29
12	2	F4	James JACKSON	Kawasaki 400		9	10:04.81	1 Lap	74.46	1:04.07	7 78.10
13	14	SV N	Richard WRIGHT	Suzuki 650	Car Consultants	9	10:09.74	1 Lap	73.86	1:04.67	7 77.38
14	51	CB J	Paul WINFIELD	Honda 500		9	10:14.72	1 Lap	73.26	1:05.30	4 76.63
15	35	CB N	Katy MORTON	Honda 500		9	10:25.30	1 Lap	72.02	1:05.37	3 76.55
16	4	125	Jake BAYFORD	Conti 80		9	10:29.48	1 Lap	71.54	1:08.24	9 73.33
17	79	125 N	Jamie ASHBY	Aprilia F125		9	10:30.93	1 Lap	71.38	1:08.62	5 72.92
18	10	F4	Simon MARKS	Kawasaki 400		9	10:40.02	1 Lap	70.37	1:07.77	9 73.84
19	15	125	Greg GREENWOOD	Aprilia F125		8	10:54.84	2 Laps	61.13	1:18.34	8 63.88

Not-Classified

30	CB N	Mark BISWELL	Honda 500			3	3:39.90	DNF	68.27	1:05.43	3 76.48
194	F4	Nicky PEARCE	Yamaha 450	Hornsey Steels		0		Starter			
20	250	David ALLEN	Honda 250			0		Starter			

Fastest Lap

94	F4	Sam HORNSEY	Yamaha 450						58.83	8 85.06
10	250	Derek CLARK	Honda 250						58.91	7 84.94
1	H	Stuart MACHIN	Hornet 600	Ron Machin					1:00.92	5 82.14
91	125	Andrew FISHER	Honda 125						1:01.18	4 81.79
14	SV N	Richard WRIGHT	Suzuki 650	Car Consultants					1:04.67	7 77.38
51	CB	Paul WINFIELD	Honda 500						1:05.30	4 76.63

Start Time : 13:11

21 Mar 10 13:20

Clerk of Course :

Time Issued :

Chief Timekeeper : Anthony Smith

THESE RESULTS REMAIN PROVISIONAL FOR A MINIMUM OF 30 MINUTES FROM THE TIME OF ISSUE

HS Sports Timing and Results Systems - Results and Lap Times at www.hssports.co.uk

125cc & 250cc GP / CB500s / HORNETS & OPEN 400

LAP TIMES - RACE 3

1	Stuart MACHIN										
	Lap	1	2	3	4	5	6	7	8	9	10
	1	1:22.76	1:02.10	1:02.66	1:01.03	1:00.92	1:01.22	1:01.30	1:02.05	1:01.67	1:02.26
2	Peter WRIGHT										
	Lap	1	2	3	4	5	6	7	8	9	10
	1	1:12.97	1:05.60	1:05.79	1:06.46	1:04.64	1:05.25	1:05.74	1:05.35	1:04.86	1:05.80
2	James JACKSON										
	Lap	1	2	3	4	5	6	7	8	9	10
	1	1:28.16	1:05.32	1:05.60	1:04.08	1:05.09	1:04.14	1:04.07	1:04.28	1:04.07	
3	Jez WILSON										
	Lap	1	2	3	4	5	6	7	8	9	10
	1	1:11.29	1:03.36	1:02.96	1:02.69	1:03.00	1:03.97	1:04.10	1:04.21	1:04.01	1:04.46
4	Jake BAYFORD										
	Lap	1	2	3	4	5	6	7	8	9	10
	1	1:14.58	1:10.15	1:09.21	1:09.32	1:09.05	1:09.71	1:10.25	1:08.97	1:08.24	
5	Daniel LANE										
	Lap	1	2	3	4	5	6	7	8	9	10
	1	1:22.50	1:02.69	1:02.05	1:02.48	1:02.03	1:02.62	1:02.96	1:03.39	1:03.85	1:03.77
7	Lee HEMBURY										
	Lap	1	2	3	4	5	6	7	8	9	10
	1	1:27.82	1:05.38	1:04.54	1:05.13	1:04.60	1:04.44	1:04.19	1:04.18	1:03.92	
8	Adrian BOWMAN										
	Lap	1	2	3	4	5	6	7	8	9	10
	1	1:09.26	1:02.65	1:03.02	1:01.61	1:03.19	1:02.61	1:02.32	1:03.30	1:02.71	1:02.66
10	Derek CLARK										
	Lap	1	2	3	4	5	6	7	8	9	10
	1	1:05.52	1:00.13	59.69	59.91	59.92	59.77	58.91	59.54	1:00.77	59.63
10	Simon MARKS										
	Lap	1	2	3	4	5	6	7	8	9	10
	1	1:29.82	1:09.20	1:09.33	1:09.66	1:08.71	1:08.25	1:08.00	1:09.28	1:07.77	
14	Richard WRIGHT										
	Lap	1	2	3	4	5	6	7	8	9	10
	1	1:26.21	1:06.25	1:05.63	1:05.80	1:04.79	1:05.58	1:04.67	1:05.74	1:05.07	
15	Greg GREENWOOD										
	Lap	1	2	3	4	5	6	7	8	9	10
	1	1:28.92	1:22.89	1:21.89	1:22.40	1:21.61	1:19.84	1:18.95	1:18.34		
30	Mark BISWELL										
	Lap	1	2	3	4	5	6	7	8	9	10
	1	1:28.54	1:05.93	1:05.43							

33	Simon EDMONDSON									
Lap	1	2	3	4	5	6	7	8	9	10
1	1:20.10	1:00.47	59.66	59.64	59.93	59.47	59.94	1:01.12	1:01.27	1:02.12
35	Katy MORTON									
Lap	1	2	3	4	5	6	7	8	9	10
1	1:29.03	1:07.43	1:05.37	1:07.52	1:06.18	1:07.73	1:07.68	1:06.73	1:07.63	
51	Paul WINFIELD									
Lap	1	2	3	4	5	6	7	8	9	10
1	1:26.07	1:06.14	1:07.26	1:05.30	1:05.46	1:05.95	1:05.87	1:06.50	1:06.17	
74	Damian SMITH									
Lap	1	2	3	4	5	6	7	8	9	10
1	1:27.55	1:02.95	1:03.65	1:02.55	1:02.32	1:04.36	1:02.82	1:02.95	1:02.47	1:02.81
79	Jamie ASHBY									
Lap	1	2	3	4	5	6	7	8	9	10
1	1:15.38	1:09.94	1:09.40	1:10.37	1:08.62	1:09.02	1:10.88	1:08.63	1:08.69	
91	Andrew FISHER									
Lap	1	2	3	4	5	6	7	8	9	10
1	1:08.86	1:02.83	1:02.12	1:01.18	1:01.58	1:02.31	1:01.93	1:02.35	1:01.93	1:02.44
94	Sam HORNSEY									
Lap	1	2	3	4	5	6	7	8	9	10
1	1:18.82	1:00.37	59.74	59.27	59.00	58.91	58.95	58.83	59.29	58.90

Lap Chart

125cc & 250cc GP / CB500s / HORNETS & OPEN 400 - RACE 3

Lap 1		Lap 2		Lap 3		Lap 4		Lap 5		Lap 6		Lap 7		Lap 8		Lap 9		Lap 10	
No	Time	No	Time	No	Time	No	Time	No	Time	No	Time	No	Time	No	Time	No	Time	No	Time
10	1:05.52	10	2:05.65	10	3:05.34	10	4:05.25	10	5:05.17	10	6:04.94	10	7:03.85	10	8:03.39	10	9:04.16	10	10:03.79
91	1:08.86	91	2:11.69	91	3:13.81	15	4:13.70 *1	91	5:16.57	10	6:06.72 *1	10	7:14.97 *1	35	8:10.94 *1	14	9:04.67 *1	7	10:04.20 *1
8	1:09.26	8	2:11.91	8	3:14.93	91	4:14.99	94	5:17.20	94	6:16.11	94	7:15.06	4	8:12.27 *1	51	9:08.55 *1	2	10:04.81 *1
3	1:11.29	3	2:14.65	3	3:17.61	8	4:16.54	8	5:19.73	91	6:18.88	33	7:19.21	79	8:13.61 *1	94	9:13.18	14	10:09.74 *1
2	1:12.97	2	2:18.57	94	3:18.93	94	4:18.20	33	5:19.80	33	6:19.27	91	7:20.81	94	8:13.89	35	9:17.67 *1	94	10:12.08
4	1:14.58	94	2:19.19	33	3:20.23	33	4:19.87	3	5:23.30	8	6:22.34	8	7:24.66	15	8:17.55 *2	4	9:21.24 *1	51	10:14.72 *1
79	1:15.38	33	2:20.57	2	3:24.36	3	4:20.30	1	5:29.47	3	6:27.27	3	7:31.37	33	8:20.33	33	9:21.60	33	10:23.72
94	1:18.82	4	2:24.73	5	3:27.24	1	4:28.55	5	5:31.75	1	6:30.69	1	7:31.99	10	8:22.97 *1	79	9:22.24 *1	35	10:25.30 *1
33	1:20.10	1	2:24.86	1	3:27.52	5	4:29.72	2	5:35.46	5	6:34.37	5	7:37.33	91	8:23.16	91	9:25.09	91	10:27.53
5	1:22.50	5	2:25.19	4	3:33.94	2	4:30.82	15	5:36.10 *1	2	6:40.71	74	7:46.20	8	8:27.96	8	9:30.67	4	10:29.48 *1
1	1:22.76	79	2:25.32	74	3:34.15	74	4:36.70	74	5:39.02	74	6:43.38	2	7:46.45	1	8:34.04	10	9:32.25 *1	79	10:30.93 *1
51	1:26.07	74	2:30.50	79	3:34.72	7	4:42.87	7	5:47.47	7	6:51.91	7	7:56.10	3	8:35.58	1	9:35.71	8	10:33.33
14	1:26.21	51	2:32.21	7	3:37.74	2	4:43.16	2	5:48.25	2	6:52.39	2	7:56.46	5	8:40.72	15	9:36.50 *2	1	10:37.97
74	1:27.55	14	2:32.46	14	3:38.09	4	4:43.26	14	5:48.68	14	6:54.26	14	7:58.93	74	8:49.15	3	9:39.59	10	10:40.02 *1
7	1:27.82	7	2:33.20	2	3:39.08	14	4:43.89	51	5:50.23	51	6:56.18	51	8:02.05	2	8:51.80	5	9:44.57	3	10:44.05
2	1:28.16	2	2:33.48	51	3:39.47	51	4:44.77	4	5:52.31	15	6:57.71 *1	7	9:00.28	74	9:51.62	74	9:51.62	5	10:48.34
30	1:28.54	30	2:34.47	30	3:39.90	79	4:45.09	79	5:53.71	4	7:02.02	2	9:00.74	2	9:56.66	74	10:54.43	74	10:54.43
15	1:28.92	35	2:36.46	35	3:41.83	35	4:49.35	35	5:55.53	79	7:02.73	2	9:00.74	2	9:56.66	74	10:54.43	15	10:54.84 *2
35	1:29.03	10	2:39.02	10	3:48.35	10	4:58.01	10	4:58.01	35	7:03.26	2	9:00.74	2	9:56.66	74	10:54.43	2	11:02.46
10	1:29.82	15	2:51.81																

NEW ERA RACE RESULTS

Mallory Park - Sunday 21st March 2010

Club Championships - Round 1

125cc & 250cc GP / CB500s / HORNETS & OPEN 400

RESULT - RACE 7

Pl	No	Cl	Name	Machine	Entrant/Sponsor	Laps	Time	Behind	MPH	Best Lap on	MPH
1	10	250	Derek CLARK	Honda 250		10	10:04.23		82.82	59.04	7 84.76
2	94	F4	Sam HORNSEY	Yamaha 450		10	10:14.48	10.25	81.43	58.66	6 85.31
3	91	125	Andrew FISHER	Honda 125		10	10:35.73	31.50	78.71	1:01.53	9 81.33
4	8	125	J Adrian BOWMAN	Honda 125	Kevin Bowman	10	10:35.80	31.57	78.70	1:00.08	9 83.29
5	5	F4	J Daniel LANE	Kawasaki 400		10	10:43.23	39.00	77.79	1:02.14	2 80.53
6	1	H	Stuart MACHIN	Hornet 600	Ron Machin	10	10:49.40	45.17	77.06	1:02.03	9 80.67
7	74	F4	N Damian SMITH	Kawasaki 399		10	10:59.00	54.77	75.93	1:03.66	5 78.61
8	20	250	David ALLEN	Honda 250		9	10:07.36	1 Lap	74.15	1:05.67	4 76.20
9	2	F4	James JACKSON	Kawasaki 400		9	10:11.58	1 Lap	73.64	1:04.58	9 77.49
10	2	250	N Peter WRIGHT	Aprilia 250	Prospect Building	9	10:13.88	1 Lap	73.36	1:06.57	7 75.17
11	7	F4	J Lee HEMBURY	Kawasaki 400	King William Inn	9	10:15.99	1 Lap	73.11	1:04.53	8 77.55
12	34	FE	Stephen COX	Yamaha 350		9	10:17.92	1 Lap	72.88	1:04.05	9 78.13
13	14	SV	N Richard WRIGHT	Suzuki 650	Car Consultants	9	10:20.62	1 Lap	72.57	1:05.93	9 75.90
14	51	CB	J Paul WINFIELD	Honda 500		9	10:21.36	1 Lap	72.48	1:06.09	4 75.71
15	30	CB	N Mark BISWELL	Honda 500		9	10:24.76	1 Lap	72.09	1:06.49	6 75.26
16	4	125	Jake BAYFORD	Conti 80		9	10:29.91	1 Lap	71.50	1:08.59	2 72.96
17	35	CB	N Katy MORTON	Honda 500		9	10:35.73	1 Lap	70.84	1:06.46	6 75.29
18	10	F4	Simon MARKS	Kawasaki 400		9	10:37.97	1 Lap	70.59	1:07.80	6 73.81
19	79	125	N Jamie ASHBY	Aprilia F125		9	10:38.18	1 Lap	70.57	1:09.14	6 72.37
20	15	125	Greg GREENWOOD	Aprilia F125		8	10:57.94	2 Laps	60.84	1:20.37	3 62.26

Not-Classified

33	F4	Simon EDMONDSON	Honda 400	BMC Racing	1	1:20.37	DNF	62.26		0	0.00
----	----	-----------------	-----------	------------	---	---------	-----	-------	--	---	------

Fastest Lap

94	F4	Sam HORNSEY	Yamaha 450						58.66	6	85.31
10	250	Derek CLARK	Honda 250						59.04	7	84.76
8	125	Adrian BOWMAN	Honda 125	Kevin Bowman					1:00.08	9	83.29
1	H	Stuart MACHIN	Hornet 600	Ron Machin					1:02.03	9	80.67
34	FE	Stephen COX	Yamaha 350						1:04.05	9	78.13
14	SV	N Richard WRIGHT	Suzuki 650	Car Consultants					1:05.93	9	75.90
51	CB	Paul WINFIELD	Honda 500						1:06.09	4	75.71

Start Time : 15:19

21 Mar 10 15:26

Clerk of Course :

Time Issued :

Chief Timekeeper : Anthony Smith

THESE RESULTS REMAIN PROVISIONAL FOR A MINIMUM OF 30 MINUTES FROM THE TIME OF ISSUE

HS Sports Timing and Results Systems - Results and Lap Times at www.hssports.co.uk

125cc & 250cc GP / CB500s / HORNETS & OPEN 400

LAP TIMES - RACE 7

1	Stuart MACHIN										
	Lap	1	2	3	4	5	6	7	8	9	10
	1	1:22.62	1:03.95	1:04.55	1:02.11	1:02.33	1:03.25	1:02.35	1:02.87	1:02.03	1:03.34
2	Peter WRIGHT										
	Lap	1	2	3	4	5	6	7	8	9	10
	1	1:13.99	1:08.12	1:07.53	1:07.79	1:06.71	1:09.30	1:06.57	1:06.94	1:06.93	
2	James JACKSON										
	Lap	1	2	3	4	5	6	7	8	9	10
	1	1:28.17	1:07.19	1:04.97	1:05.63	1:04.92	1:05.01	1:06.24	1:04.87	1:04.58	
4	Jake BAYFORD										
	Lap	1	2	3	4	5	6	7	8	9	10
	1	1:15.92	1:08.59	1:09.34	1:09.48	1:09.03	1:09.85	1:09.94	1:08.81	1:08.95	
5	Daniel LANE										
	Lap	1	2	3	4	5	6	7	8	9	10
	1	1:19.67	1:02.14	1:02.88	1:02.50	1:02.25	1:02.36	1:02.43	1:02.55	1:02.52	1:03.93
7	Lee HEMBURY										
	Lap	1	2	3	4	5	6	7	8	9	10
	1	1:28.08	1:08.07	1:07.01	1:06.07	1:06.16	1:05.49	1:04.84	1:04.53	1:05.74	
8	Adrian BOWMAN										
	Lap	1	2	3	4	5	6	7	8	9	10
	1	1:10.83	1:06.21	1:03.40	1:02.96	1:03.02	1:02.54	1:02.66	1:01.08	1:00.08	1:03.02
10	Derek CLARK										
	Lap	1	2	3	4	5	6	7	8	9	10
	1	1:05.76	59.63	59.76	1:00.18	59.44	59.55	59.04	1:01.93	59.70	59.24
10	Simon MARKS										
	Lap	1	2	3	4	5	6	7	8	9	10
	1	1:29.65	1:09.27	1:08.96	1:08.32	1:08.77	1:07.80	1:08.02	1:08.25	1:08.93	
14	Richard WRIGHT										
	Lap	1	2	3	4	5	6	7	8	9	10
	1	1:27.02	1:09.25	1:06.75	1:06.64	1:06.71	1:06.09	1:06.04	1:06.19	1:05.93	
15	Greg GREENWOOD										
	Lap	1	2	3	4	5	6	7	8	9	10
	1	1:28.75	1:21.33	1:20.37	1:23.31	1:20.94	1:21.96	1:20.44	1:20.84		
20	David ALLEN										
	Lap	1	2	3	4	5	6	7	8	9	10
	1	1:10.29	1:06.92	1:07.11	1:05.67	1:06.99	1:07.97	1:07.82	1:07.31	1:07.28	
30	Mark BISWELL										
	Lap	1	2	3	4	5	6	7	8	9	10
	1	1:27.65	1:09.11	1:06.85	1:07.18	1:06.63	1:06.49	1:07.32	1:06.76	1:06.77	

33	Simon EDMONDSON										
	Lap	1	2	3	4	5	6	7	8	9	10
	1	1:20.37									
34	Stephen COX										
	Lap	1	2	3	4	5	6	7	8	9	10
	1	1:29.44	1:08.58	1:07.90	1:06.78	1:05.58	1:04.64	1:06.33	1:04.62	1:04.05	
35	Katy MORTON										
	Lap	1	2	3	4	5	6	7	8	9	10
	1	1:30.56	1:09.93	1:07.86	1:08.17	1:07.95	1:06.46	1:08.21	1:08.84	1:07.75	
51	Paul WINFIELD										
	Lap	1	2	3	4	5	6	7	8	9	10
	1	1:27.42	1:07.19	1:07.47	1:06.09	1:07.70	1:06.23	1:06.20	1:06.26	1:06.80	
74	Damian SMITH										
	Lap	1	2	3	4	5	6	7	8	9	10
	1	1:21.88	1:03.97	1:04.27	1:03.98	1:03.66	1:04.29	1:03.84	1:04.08	1:04.45	1:04.58
79	Jamie ASHBY										
	Lap	1	2	3	4	5	6	7	8	9	10
	1	1:18.02	1:10.06	1:09.70	1:10.12	1:10.60	1:09.14	1:10.09	1:10.35	1:10.10	
91	Andrew FISHER										
	Lap	1	2	3	4	5	6	7	8	9	10
	1	1:10.66	1:05.85	1:03.02	1:01.97	1:03.03	1:02.42	1:01.92	1:02.22	1:01.53	1:03.11
94	Sam HORNSEY										
	Lap	1	2	3	4	5	6	7	8	9	10
	1	1:17.80	1:00.12	1:01.47	59.12	59.01	58.66	58.92	59.23	1:00.06	1:00.09

Lap Chart

125cc & 250cc GP / CB500s / HORNETS & OPEN 400 - RACE 7

Lap 1		Lap 2		Lap 3		Lap 4		Lap 5		Lap 6		Lap 7		Lap 8		Lap 9		Lap 10	
No	Time	No	Time	No	Time	No	Time	No	Time	No	Time	No	Time	No	Time	No	Time	No	Time
10	1:05.76	10	2:05.39	10	3:05.15	10	4:05.33	10	5:04.77	10	6:04.32	10	7:03.36	10	8:05.29	10	9:04.99	10	10:04.23
20	1:10.29	91	2:16.51	94	3:19.39	15	4:10.45 *1	94	5:17.52	35	6:04.47 *1	30	7:03.91 *1	7	8:05.72 *1	2	9:06.95 *1	20	10:07.36 *1
91	1:10.66	8	2:17.04	91	3:19.53	94	4:18.51	91	5:24.53	10	6:04.97 *1	79	7:07.64 *1	51	8:08.30 *1	2	9:07.00 *1	2	10:11.58 *1
8	1:10.83	20	2:17.21	8	3:20.44	91	4:21.50	8	5:26.42	94	6:16.18	35	7:10.93 *1	14	8:08.50 *1	7	9:10.25 *1	2	10:13.88 *1
2	1:13.99	94	2:17.92	20	3:24.32	8	4:23.40	5	5:29.44	91	6:26.95	10	7:12.77 *1	34	8:09.25 *1	34	9:13.87 *1	94	10:14.48
4	1:15.92	5	2:21.81	5	3:24.69	5	4:27.19	15	5:33.76 *1	8	6:28.96	94	7:15.10	30	8:11.23 *1	94	9:14.39	7	10:15.99 *1
94	1:17.80	2	2:22.11	2	3:29.64	20	4:29.99	1	5:35.56	5	6:31.80	91	7:28.87	4	8:12.15 *1	51	9:14.56 *1	34	10:17.92 *1
79	1:18.02	4	2:24.51	74	3:30.12	1	4:33.23	20	5:36.98	1	6:38.81	8	7:31.62	94	8:14.33	14	9:14.69 *1	14	10:20.62 *1
5	1:19.67	74	2:25.85	1	3:31.12	74	4:34.10	74	5:37.76	74	6:42.05	5	7:34.23	15	8:16.66 *2	30	9:17.99 *1	51	10:21.36 *1
33	1:20.37	1	2:26.57	4	3:33.85	2	4:37.43	2	5:44.14	20	6:44.95	1	7:41.16	79	8:17.73 *1	4	9:20.96 *1	30	10:24.76 *1
74	1:21.88	79	2:28.08	79	3:37.78	4	4:43.33	2	5:50.88	2	6:53.44	74	7:45.89	35	8:19.14 *1	35	9:27.98 *1	4	10:29.91 *1
1	1:22.62	51	2:34.61	2	3:40.33	2	4:45.96	4	5:52.36	15	6:54.70 *1	20	7:52.77	10	8:20.79 *1	79	9:28.08 *1	35	10:35.73 *1
14	1:27.02	2	2:35.36	51	3:42.08	79	4:47.90	7	5:55.39	2	6:55.89	2	8:00.01	91	8:31.09	10	9:29.04 *1	91	10:35.73
51	1:27.42	7	2:36.15	14	3:43.02	51	4:48.17	51	5:55.87	7	7:00.88	2	8:02.13	8	8:32.70	91	9:32.62	8	10:35.80
30	1:27.65	14	2:36.27	7	3:43.16	7	4:49.23	14	5:56.37	51	7:02.10			5	8:36.78	8	9:32.78	10	10:37.97 *1
7	1:28.08	30	2:36.76	30	3:43.61	14	4:49.66	30	5:57.42	4	7:02.21			1	8:44.03	15	9:37.10 *2	79	10:38.18 *1
2	1:28.17	34	2:38.02	34	3:45.92	30	4:50.79	34	5:58.28	14	7:02.46			74	8:49.97	5	9:39.30	5	10:43.23
15	1:28.75	10	2:38.92	10	3:47.88	34	4:52.70	79	5:58.50	34	7:02.92			20	9:00.08	1	9:46.06	1	10:49.40
34	1:29.44	35	2:40.49	35	3:48.35	10	4:56.20									74	9:54.42	15	10:57.94 *2
10	1:29.65	15	2:50.08			35	4:56.52											74	10:59.00
35	1:30.56																		

NEW ERA RACE RESULTS

SOUND OF THUNDER

&

MAXXIS CORSE CHAMPIONSHIPS

RESULTS BY



HS Sports Ltd
Unit 5, Radnor Park Industrial Estate
Congleton, Cheshire CW12 4XN
Tel. +44 (0)1260 275708
Fax +44 (0)1260 278352
www.hssports.co.uk

NEW ERA RACE RESULTS

Mallory Park - Sunday 21st March 2010

Club Championships - Round 1

SOUND OF THUNDER & MAXXIS CORSE CHAMPIONSHIPS

TIMED PRACTICE

Pl	No	Cl	Name	Machine	Entrant/Sponsor	Laps	Time on Lap	Behind	MPH	
1	2	ST	Danny IMBERG	Triumph 675	PLI - No Limits	7	56.62	5	88.38	
2	58	ST	Tim BOOTH	Triumph 675	MTS Mc/s Tyre Services	10	57.71	8	01.09	86.71
3	9	ST	Dean PEARCE	Triumph 675		10	57.85	8	01.23	86.50
4	77	ST	Lee REVELEY	Ducati 1098	E2E Solutions	7	58.00	7	01.38	86.28
5	63	ST N	Timothy HORTON	Triumph 675	Kirkby Motor Services	9	58.50	9	01.88	85.54
6	47	ST	Les LINEY	Ducati 1098	Les Liney Vehicle Hire	9	58.63	7	02.01	85.35
7	22	ST	Chris NORRIS	Triumph 675		5	59.18	2	02.56	84.56
8	15	ST J	Andy BLACKMAN	Aprilia 1000		7	59.65	7	03.03	83.89
9	10	ST	Tom WARNER	Ducati 1098	Charles Warner	5	1:00.12	4	03.50	83.23
10	76	ST	Andrew PATCH	Aprilia 1000	WM Stevens Motor Eng	9	1:00.36	5	03.74	82.90
11	27	ST N	Paul SHOTTON	Triumph 675	Team Progressive	8	1:00.68	5	04.06	82.47
12	13	ST J	Dave CHARRETT	Triumph 675	Weatherall UK	8	1:00.73	5	04.11	82.40
13	3	ST J	Keith JACKSON	H' Davidson 1203	Harley World Chesterfield / Exo	9	1:02.53	3	05.91	80.03
14	32	MC	David NICHOLSON	Ducati 900	Solo Corse Racing	9	1:05.89	5	09.27	75.94
15	77	MC	Don WILSON	Ducati 748	johnthehandyman.co.uk	5	1:06.35	3	09.73	75.42
16	42	ST	Steve HANDS	Ducati 620	Maquis Systems	8	1:07.54	1	10.92	74.09
17	35	MC	Ronald JOLLEY	Ducati 620	Susan Jolley	8	1:09.71	7	13.09	71.78

Start Time : 11:21

21 Mar 10 11:33

Clerk of Course :

Time Issued :

Chief Timekeeper : Anthony Smith

THESE RESULTS REMAIN PROVISIONAL FOR A MINIMUM OF 30 MINUTES FROM THE TIME OF ISSUE

HS Sports Timing and Results Systems - Results and Lap Times at www.hssports.co.uk

SOUND OF THUNDER & MAXXIS CORSE CHAMPIONSHIPS

LAP TIMES - TIMED PRACTICE

2	Danny IMBERG										
	Lap	1	2	3	4	5	6	7	8	9	10
	1	59.51	57.24	58.44	57.06	56.62	56.72	56.88			
3	Keith JACKSON										
	Lap	1	2	3	4	5	6	7	8	9	10
	1	1:03.78	1:03.64	1:02.53	1:02.72	1:02.72	1:02.61	1:07.19	1:08.87	1:12.11	
9	Dean PEARCE										
	Lap	1	2	3	4	5	6	7	8	9	10
	1	59.81	59.41	58.52	58.52	59.22	58.97	1:00.13	57.85	58.25	58.17
10	Tom WARNER										
	Lap	1	2	3	4	5	6	7	8	9	10
	1	1:00.72	1:01.92	1:00.40	1:00.12	1:01.85					
13	Dave CHARRETT										
	Lap	1	2	3	4	5	6	7	8	9	10
	1	1:03.17	1:01.85	1:00.91	1:00.80	1:00.73	1:02.11	1:01.57	1:03.47		
15	Andy BLACKMAN										
	Lap	1	2	3	4	5	6	7	8	9	10
	1	1:02.17	59.88	59.99	1:00.35	1:00.17	1:00.13	59.65			
22	Chris NORRIS										
	Lap	1	2	3	4	5	6	7	8	9	10
	1	1:00.86	59.18	59.38	59.97	1:00.00					
27	Paul SHOTTON										
	Lap	1	2	3	4	5	6	7	8	9	10
	1	1:03.64	1:01.33	1:03.85	1:05.28	1:00.68	1:01.10	1:01.73	1:00.86		
32	David NICHOLSON										
	Lap	1	2	3	4	5	6	7	8	9	10
	1	1:06.77	1:06.65	1:05.95	1:06.40	1:05.89	1:06.27	1:06.62	1:06.03	1:07.76	
35	Ronald JOLLEY										
	Lap	1	2	3	4	5	6	7	8	9	10
	1	1:13.27	1:13.21	1:12.41	1:10.88	1:10.96	1:11.61	1:09.71	1:10.29		
42	Steve HANDS										
	Lap	1	2	3	4	5	6	7	8	9	10
	1	1:07.54	1:07.75	1:08.28	1:08.55	1:09.06	1:09.96	1:08.48	1:08.39		
47	Les LINEY										
	Lap	1	2	3	4	5	6	7	8	9	10
	1	59.29	59.21	59.63	59.32	1:00.30	1:00.02	58.63	59.41	58.92	
58	Tim BOOTH										
	Lap	1	2	3	4	5	6	7	8	9	10
	1	1:00.26	58.24	58.43	57.98	59.23	59.94	59.22	57.71	58.51	58.05

63 Timothy HORTON

Lap	1	2	3	4	5	6	7	8	9	10
1	1:07.65	1:00.30	1:00.56	1:00.36	59.00	1:01.06	1:01.41	1:00.25	58.50	

76 Andrew PATCH

Lap	1	2	3	4	5	6	7	8	9	10
1	1:03.80	1:02.16	1:01.13	1:00.89	1:00.36	1:01.17	1:00.99	1:00.67	1:02.47	

77 Don WILSON

Lap	1	2	3	4	5	6	7	8	9	10
1	1:08.78	1:08.18	1:06.35	1:11.62	1:13.55					

77 Lee REVELEY


Lap	1	2	3	4	5	6	7	8	9	10
1	1:02.89	1:01.45	58.86	58.75	58.46	58.63	58.00			

NEW ERA RACE GRID

SOUND OF THUNDER & MAXXIS CORSE CHAMPIONSHIPS

RACE 4 & RACE 8

ROW 5	20	19	18	35 01:09.710 JOLLEY
ROW 4	42 01:07.540 HANDS	77 01:06.350 WILSON	32 01:05.890 NICHOLSON	3 01:02.530 JACKSON
ROW 3	13 01:00.730 CHARRETT	27 01:00.680 SHOTTON	76 01:00.360 PATCH	10 01:00.120 WARNER
ROW 2	15 00:59.650 BLACKMAN	22 00:59.180 NORRIS	47 00:58.630 LINEY	63 00:58.500 HORTON
ROW 1	77 00:58.000 REVELEY	9 00:57.850 PEARCE	58 00:57.710 BOOTH	2 00:56.620 IMBERG
				POLE



NEW ERA RACE RESULTS

Mallory Park - Sunday 21st March 2010

Club Championships - Round 1

SOUND OF THUNDER & MAXXIS CORSE CHAMPIONSHIPS

RESULT - RACE 4

PI	No	Cl	Name	Machine	Entrant/Sponsor	Laps	Time	Behind	MPH	Best Lap on	MPH
1	58	ST	Tim BOOTH	Triumph 675	MTS Mc/s Tyre Services	10	9:33.03		87.33	56.39	9 88.74
2	2	ST	Danny IMBERG	Triumph 675	PLI - No Limits	10	9:38.96	5.93	86.43	56.37	9 88.77
3	9	ST	Dean PEARCE	Triumph 675		10	9:44.63	11.60	85.59	56.81	3 88.08
4	22	ST	Chris NORRIS	Triumph 675		10	9:56.25	23.22	83.92	57.94	10 86.37
5	15	ST J	Andy BLACKMAN	Aprilia 1000		10	9:56.53	23.50	83.89	57.90	10 86.42
6	76	ST	Andrew PATCH	Aprilia 1000	WM Stevens Motor Eng	10	10:05.62	32.59	82.63	59.13	4 84.63
7	63	ST N	Timothy HORTON	Triumph 675	Kirkby Motor Services	10	10:08.60	35.57	82.22	58.78	4 85.13
8	10	ST	Tom WARNER	Ducati 1098	Charles Warner	10	10:10.13	37.10	82.02	1:00.09	8 83.28
9	27	ST N	Paul SHOTTON	Triumph 675	Team Progressive	10	10:14.12	41.09	81.48	1:00.13	5 83.22
10	13	ST J	Dave CHARRETT	Triumph 675	Weatherall UK	10	10:25.65	52.62	79.98	1:00.98	3 82.06
11	3	ST J	Keith JACKSON	H' Davidson 1203	Harley World Chesterfiel	10	10:31.16	58.13	79.28	1:01.91	5 80.83
12	32	MC	David NICHOLSON	Ducati 900	Solo Corse Racing	9	9:59.18	1 Lap	75.16	1:05.05	5 76.93
13	42	ST	Steve HANDS	Ducati 620	Maquis Systems	9	10:12.46	1 Lap	73.53	1:06.28	3 75.50
14	77	MC	Don WILSON	Ducati 748	johnthehandyman.co.uk	9	10:29.18	1 Lap	71.58	1:05.65	9 76.22
15	35	MC	Ronald JOLLEY	Ducati 620	Susan Jolley	9	10:31.89	1 Lap	71.27	1:08.53	9 73.02

Not-Classified

47	ST	Les LINEY	Ducati 1098	Les Liney Vehicle Hire	8	8:00.40	DNF	83.33	58.43	8 85.64
----	----	-----------	-------------	------------------------	---	---------	-----	-------	-------	---------

Fastest Lap

2	ST	Danny IMBERG	Triumph 675	PLI - No Limits					56.37	9 88.77
32	MC	David NICHOLSON	Ducati 900	Solo Corse Racing					1:05.05	5 76.93

Start Time : 14:23

21 Mar 10 14:29

Clerk of Course :

Time Issued :

Chief Timekeeper : Anthony Smith

THESE RESULTS REMAIN PROVISIONAL FOR A MINIMUM OF 30 MINUTES FROM THE TIME OF ISSUE

HS Sports Timing and Results Systems - Results and Lap Times at www.hssports.co.uk

SOUND OF THUNDER & MAXXIS CORSE CHAMPIONSHIPS

LAP TIMES - RACE 4

2	Danny IMBERG										
Lap	1	2	3	4	5	6	7	8	9	10	
1	1:02.07	56.72	56.79	57.08	56.44	57.17	56.73	56.79	56.37	1:02.80	
3	Keith JACKSON										
Lap	1	2	3	4	5	6	7	8	9	10	
1	1:08.11	1:02.34	1:02.63	1:01.99	1:01.91	1:02.47	1:02.04	1:03.37	1:03.28	1:03.02	
9	Dean PEARCE										
Lap	1	2	3	4	5	6	7	8	9	10	
1	1:02.91	57.41	56.81	57.26	56.82	57.84	57.82	57.80	58.51	1:01.45	
10	Tom WARNER										
Lap	1	2	3	4	5	6	7	8	9	10	
1	1:06.34	1:01.14	1:00.49	1:00.52	1:00.45	1:00.24	1:00.39	1:00.09	1:00.22	1:00.25	
13	Dave CHARRETT										
Lap	1	2	3	4	5	6	7	8	9	10	
1	1:08.73	1:02.06	1:00.98	1:01.10	1:01.19	1:01.93	1:02.06	1:01.99	1:03.13	1:02.48	
15	Andy BLACKMAN										
Lap	1	2	3	4	5	6	7	8	9	10	
1	1:03.99	59.51	59.64	59.59	59.10	59.63	1:00.26	58.14	58.77	57.90	
22	Chris NORRIS										
Lap	1	2	3	4	5	6	7	8	9	10	
1	1:06.43	59.58	58.34	59.18	58.64	59.16	1:00.08	58.15	58.75	57.94	
27	Paul SHOTTON										
Lap	1	2	3	4	5	6	7	8	9	10	
1	1:08.29	1:01.37	1:00.32	1:00.20	1:00.13	1:00.21	1:00.57	1:02.16	1:00.52	1:00.35	
32	David NICHOLSON										
Lap	1	2	3	4	5	6	7	8	9	10	
1	1:13.64	1:05.60	1:05.78	1:05.54	1:05.05	1:06.21	1:06.84	1:05.34	1:05.18		
35	Ronald JOLLEY										
Lap	1	2	3	4	5	6	7	8	9	10	
1	1:18.72	1:09.23	1:09.20	1:09.45	1:09.47	1:09.38	1:08.68	1:09.23	1:08.53		
42	Steve HANDS										
Lap	1	2	3	4	5	6	7	8	9	10	
1	1:12.88	1:07.28	1:06.28	1:06.90	1:06.89	1:09.05	1:08.04	1:07.67	1:07.47		
47	Les LINEY										
Lap	1	2	3	4	5	6	7	8	9	10	
1	1:04.45	59.37	59.54	59.56	59.52	59.30	1:00.23	58.43			
58	Tim BOOTH										
Lap	1	2	3	4	5	6	7	8	9	10	
1	1:01.51	56.75	57.12	56.86	56.67	57.27	56.67	56.83	56.39	56.96	

63 Timothy HORTON

Lap	1	2	3	4	5	6	7	8	9	10
1	1:07.04	1:00.49	1:00.44	58.78	58.86	59.69	1:01.58	1:01.65	1:00.01	1:00.06

76 Andrew PATCH

Lap	1	2	3	4	5	6	7	8	9	10
1	1:05.49	1:00.23	59.84	59.13	59.47	59.45	1:02.00	59.47	1:00.49	1:00.05

77 Don WILSON

Lap	1	2	3	4	5	6	7	8	9	10
1	1:17.78	1:10.58	1:10.30	1:08.93	1:09.10	1:09.70	1:09.18	1:07.96	1:05.65	

Lap Chart

SOUND OF THUNDER & MAXXIS CORSE CHAMPIONSHIPS - RACE 4

Lap 1		Lap 2		Lap 3		Lap 4		Lap 5		Lap 6		Lap 7		Lap 8		Lap 9		Lap 10	
No	Time	No	Time	No	Time	No	Time	No	Time	No	Time	No	Time	No	Time	No	Time	No	Time
58	1:01.51	58	1:58.26	58	2:55.38	58	3:52.24	58	4:48.91	58	5:46.18	58	6:42.85	58	7:39.68	58	8:36.07	58	9:33.03
2	1:02.07	2	1:58.79	2	2:55.58	2	3:52.66	2	4:49.10	2	5:46.27	2	6:43.00	2	7:39.79	2	8:36.16	2	9:38.96
9	1:02.91	9	2:00.32	9	2:57.13	9	3:54.39	9	4:51.21	9	5:49.05	9	6:46.87	9	7:44.67	9	8:43.18	9	9:44.63
15	1:03.99	15	2:03.50	15	3:03.14	15	4:02.73	15	5:01.83	35	5:56.07 *1	42	6:49.28 *1	32	7:48.66 *1	32	8:54.00 *1	22	9:56.25
47	1:04.45	47	2:03.82	47	3:03.36	47	4:02.92	22	5:02.17	77	5:56.69 *1	22	7:01.41	42	7:57.32 *1	22	8:58.31	15	9:56.53
76	1:05.49	76	2:05.72	22	3:04.35	22	4:03.53	47	5:02.44	22	6:01.33	15	7:01.72	22	7:59.56	15	8:58.63	32	9:59.18 *1
10	1:06.34	22	2:06.01	76	3:05.56	76	4:04.69	76	5:04.16	15	6:01.46	47	7:01.97	15	7:59.86	42	9:04.99 *1	76	10:05.62
22	1:06.43	10	2:07.48	63	3:07.97	63	4:06.75	63	5:05.61	47	6:01.74	35	7:05.45 *1	47	8:00.40	76	9:05.57	63	10:08.60
63	1:07.04	63	2:07.53	10	3:07.97	10	4:08.49	10	5:08.94	76	6:03.61	76	7:05.61	76	8:05.08	63	9:08.54	10	10:10.13
3	1:08.11	27	2:09.66	27	3:09.98	27	4:10.18	27	5:10.31	63	6:05.30	77	7:06.39 *1	63	8:08.53	10	9:09.88	42	10:12.46 *1
27	1:08.29	3	2:10.45	13	3:11.77	13	4:12.87	13	5:14.06	10	6:09.18	63	7:06.88	10	8:09.66	27	9:13.77	27	10:14.12
13	1:08.73	13	2:10.79	3	3:13.08	3	4:15.07	3	5:16.98	27	6:10.52	10	7:09.57	27	8:13.25	13	9:23.17	13	10:25.65
42	1:12.88	32	2:19.24	32	3:25.02	32	4:30.56	32	5:35.61	13	6:15.99	27	7:11.09	35	8:14.13 *1	35	9:23.36 *1	77	10:29.18 *1
32	1:13.64	42	2:20.16	42	3:26.44	42	4:33.34	42	5:40.23	3	6:19.45	13	7:18.05	77	8:15.57 *1	77	9:23.53 *1	3	10:31.16
77	1:17.78	35	2:27.95	35	3:37.15	35	4:46.60			32	6:41.82	3	7:21.49	13	8:20.04	3	9:28.14	35	10:31.89 *1
35	1:18.72	77	2:28.36	77	3:38.66	77	4:47.59							3	8:24.86				

NEW ERA RACE RESULTS

Mallory Park - Sunday 21st March 2010

Club Championships - Round 1

SOUND OF THUNDER & MAXXIS CORSE CHAMPIONSHIPS

RESULT - RACE 8

PI	No	Cl	Name	Machine	Entrant/Sponsor	Laps	Time	Behind	MPH	Best Lap on	MPH
1	2	ST	Danny IMBERG	Triumph 675	PLI - No Limits	10	9:32.18		87.45	56.38	2 88.75
2	58	ST	Tim BOOTH	Triumph 675	MTS Mc/s Tyre Services	10	9:36.22	4.04	86.84	56.49	2 88.58
3	77	ST	Lee REVELEY	Ducati 1098	E2E Solutions	10	9:37.02	4.84	86.72	56.61	10 88.39
4	22	ST	Chris NORRIS	Triumph 675		10	9:45.82	13.64	85.42	57.38	4 87.21
5	15	ST J	Andy BLACKMAN	Aprilia 1000		10	9:52.43	20.25	84.47	57.83	7 86.53
6	47	ST	Les LINEY	Ducati 1098	Les Liney Vehicle Hire	10	9:53.50	21.32	84.31	57.83	8 86.53
7	9	ST	Dean PEARCE	Triumph 675		10	9:56.86	24.68	83.84	58.05	2 86.20
8	63	ST N	Timothy HORTON	Triumph 675	Kirkby Motor Services	10	10:02.15	29.97	83.10	58.78	4 85.13
9	76	ST	Andrew PATCH	Aprilia 1000	WM Stevens Motor Eng	10	10:08.35	36.17	82.26	59.86	10 83.60
10	27	ST N	Paul SHOTTON	Triumph 675	Team Progressive	10	10:09.20	37.02	82.14	59.27	5 84.43
11	10	ST	Tom WARNER	Ducati 1098	Charles Warner	10	10:11.18	39.00	81.87	59.57	6 84.00
12	13	ST J	Dave CHARRETT	Triumph 675	Weatherall UK	10	10:26.07	53.89	79.93	1:00.60	3 82.57
13	3	ST J	Keith JACKSON	H' Davidson 1203	Harley World Chesterfiel	10	10:29.64	57.46	79.47	1:01.51	4 81.35
14	32	MC	David NICHOLSON	Ducati 900	Solo Corse Racing	9	10:00.02	1 Lap	75.06	1:05.19	7 76.76
15	42	ST	Steve HANDS	Ducati 620	Maquis Systems	9	10:11.69	1 Lap	73.63	1:06.73	3 74.99
16	77	MC	Don WILSON	Ducati 748	johnthehandyman.co.uk	9	10:17.80	1 Lap	72.90	1:06.47	4 75.28

Not-Classified

35	MC	Ronald JOLLEY	Ducati 620	Susan Jolley	3	3:33.80	DNF	70.22	1:08.11	3 73.47
----	----	---------------	------------	--------------	---	---------	-----	-------	---------	---------

Fastest Lap

2	ST	Danny IMBERG	Triumph 675	PLI - No Limits					56.38	2 88.75
32	MC	David NICHOLSON	Ducati 900	Solo Corse Racing					1:05.19	7 76.76

Start Time : 15:35

21 Mar 10 15:42

Clerk of Course :

Time Issued :

Chief Timekeeper : Anthony Smith

THESE RESULTS REMAIN PROVISIONAL FOR A MINIMUM OF 30 MINUTES FROM THE TIME OF ISSUE

HS Sports Timing and Results Systems - Results and Lap Times at www.hssports.co.uk

SOUND OF THUNDER & MAXXIS CORSE CHAMPIONSHIPS

LAP TIMES - RACE 8

2	Danny IMBERG										
	Lap	1	2	3	4	5	6	7	8	9	10
	1	1:01.49	56.38	56.70	57.25	57.08	56.65	56.63	56.59	56.61	56.80
3	Keith JACKSON										
	Lap	1	2	3	4	5	6	7	8	9	10
	1	1:08.41	1:02.06	1:01.80	1:01.51	1:02.18	1:02.91	1:03.28	1:02.49	1:02.23	1:02.77
9	Dean PEARCE										
	Lap	1	2	3	4	5	6	7	8	9	10
	1	1:02.85	58.05	1:01.10	58.77	59.33	1:00.82	1:00.09	58.47	58.22	59.16
10	Tom WARNER										
	Lap	1	2	3	4	5	6	7	8	9	10
	1	1:07.27	1:00.23	1:01.26	1:00.55	59.79	59.57	1:00.61	1:00.86	1:00.17	1:00.87
13	Dave CHARRETT										
	Lap	1	2	3	4	5	6	7	8	9	10
	1	1:08.44	1:00.85	1:00.60	1:00.74	1:01.51	1:01.28	1:01.44	1:01.80	1:01.69	1:07.72
15	Andy BLACKMAN										
	Lap	1	2	3	4	5	6	7	8	9	10
	1	1:04.53	59.04	58.53	58.54	59.46	59.30	57.83	58.91	58.01	58.28
22	Chris NORRIS										
	Lap	1	2	3	4	5	6	7	8	9	10
	1	1:04.72	58.34	57.71	57.38	58.01	57.53	58.13	58.00	58.04	57.96
27	Paul SHOTTON										
	Lap	1	2	3	4	5	6	7	8	9	10
	1	1:07.59	1:00.10	1:00.86	59.84	59.27	1:00.66	1:00.56	1:00.14	59.70	1:00.48
32	David NICHOLSON										
	Lap	1	2	3	4	5	6	7	8	9	10
	1	1:12.96	1:05.95	1:06.14	1:06.34	1:06.21	1:05.59	1:05.19	1:05.93	1:05.71	
35	Ronald JOLLEY										
	Lap	1	2	3	4	5	6	7	8	9	10
	1	1:17.05	1:08.64	1:08.11							
42	Steve HANDS										
	Lap	1	2	3	4	5	6	7	8	9	10
	1	1:13.77	1:06.76	1:06.73	1:08.10	1:07.23	1:07.47	1:07.16	1:07.05	1:07.42	
47	Les LINEY										
	Lap	1	2	3	4	5	6	7	8	9	10
	1	1:05.19	59.07	58.54	58.70	59.21	1:00.21	58.06	57.83	58.28	58.41
58	Tim BOOTH										
	Lap	1	2	3	4	5	6	7	8	9	10
	1	1:01.02	56.49	56.98	58.48	58.27	57.27	57.04	56.85	56.80	57.02

63 Timothy HORTON

Lap	1	2	3	4	5	6	7	8	9	10
1	1:05.79	59.09	58.90	58.78	59.82	59.60	59.46	59.08	1:00.93	1:00.70

76 Andrew PATCH

Lap	1	2	3	4	5	6	7	8	9	10
1	1:06.50	59.97	1:00.19	1:00.07	1:00.44	1:00.68	1:00.23	1:00.29	1:00.12	59.86

77 Don WILSON

Lap	1	2	3	4	5	6	7	8	9	10
1	1:16.20	1:07.78	1:07.32	1:06.47	1:06.98	1:07.67	1:06.87	1:09.14	1:09.37	

77 Lee REVELEY

Lap	1	2	3	4	5	6	7	8	9	10
1	1:03.53	57.38	57.35	56.94	57.03	56.75	57.62	57.01	56.80	56.61

Lap Chart

SOUND OF THUNDER & MAXXIS CORSE CHAMPIONSHIPS - RACE 8

Lap 1		Lap 2		Lap 3		Lap 4		Lap 5		Lap 6		Lap 7		Lap 8		Lap 9		Lap 10	
No	Time	No	Time	No	Time	No	Time	No	Time	No	Time	No	Time	No	Time	No	Time	No	Time
58	1:01.02	58	1:57.51	58	2:54.49	2	3:51.82	2	4:48.90	2	5:45.55	2	6:42.18	2	7:38.77	2	8:35.38	2	9:32.18
2	1:01.49	2	1:57.87	2	2:54.57	58	3:52.97	58	4:51.24	58	5:48.51	32	6:43.19 *1	58	7:42.40	58	8:39.20	58	9:36.22
9	1:02.85	9	2:00.90	77	2:58.26	77	3:55.20	77	4:52.23	77	5:48.98	58	6:45.55	77	7:43.61	77	8:40.41	77	9:37.02
77	1:03.53	77	2:00.91	22	3:00.77	22	3:58.15	22	4:56.16	22	5:53.69	77	6:46.60	32	7:48.38 *1	22	8:47.86	22	9:45.82
15	1:04.53	22	2:03.06	9	3:02.00	15	4:00.64	15	5:00.10	15	5:59.40	42	6:50.06 *1	22	7:49.82	15	8:54.15	15	9:52.43
22	1:04.72	15	2:03.57	15	3:02.10	9	4:00.77	9	5:00.10	9	6:00.92	22	6:51.82	15	7:56.14	32	8:54.31 *1	47	9:53.50
47	1:05.19	47	2:04.26	47	3:02.80	47	4:01.50	47	5:00.71	47	6:00.92	77	6:52.42 *1	47	7:56.81	47	8:55.09	9	9:56.86
63	1:05.79	63	2:04.88	63	3:03.78	63	4:02.56	63	5:02.38	63	6:01.98	15	6:57.23	42	7:57.22 *1	9	8:57.70	32	10:00.02 *1
76	1:06.50	76	2:06.47	76	3:06.66	76	4:06.73	76	5:07.17	76	6:07.85	47	6:58.98	77	7:59.29 *1	63	9:01.45	63	10:02.15
10	1:07.27	10	2:07.50	27	3:08.55	27	4:08.39	27	5:07.66	27	6:08.32	9	7:01.01	9	7:59.48	42	9:04.27 *1	76	10:08.35
27	1:07.59	27	2:07.69	10	3:08.76	10	4:09.31	10	5:09.10	10	6:08.67	63	7:01.44	63	8:00.52	77	9:08.43 *1	27	10:09.20
3	1:08.41	13	2:09.29	13	3:09.89	13	4:10.63	13	5:12.14	13	6:13.42	76	7:08.08	76	8:08.37	76	9:08.49	10	10:11.18
13	1:08.44	3	2:10.47	3	3:12.27	3	4:13.78	3	5:15.96	3	6:18.87	27	7:08.88	27	8:09.02	27	9:08.72	42	10:11.69 *1
32	1:12.96	32	2:18.91	32	3:25.05	32	4:31.39	32	5:37.60	32	6:43.19	10	7:09.28	10	8:10.14	10	9:10.31	77	10:17.80 *1
42	1:13.77	42	2:20.53	42	3:27.26	42	4:35.36	42	5:42.59	42	6:50.06	13	7:14.86	13	8:16.66	13	9:18.35	13	10:26.07
77	1:16.20	77	2:23.98	77	3:31.30	77	4:37.77	77	5:44.75	77	6:53.69	3	7:22.15	3	8:24.64	3	9:26.87	3	10:29.64
35	1:17.05	35	2:25.69	35	3:33.80	35	4:42.18	35	5:50.10	35	7:01.01								

NEW ERA RACE RESULTS

THE BRIDGESTONE

PRO-BIKE OPEN

CHAMPIONSHIPS

RESULTS BY



HS Sports Ltd
Unit 5, Radnor Park Industrial Estate
Congleton, Cheshire CW12 4XN
Tel. +44 (0)1260 275708
Fax +44 (0)1260 278352
www.hssports.co.uk

NEW ERA RACE RESULTS

Mallory Park - Sunday 21st March 2010

Club Championships - Round 1

THE BRIDGESTONE PRO-BIKE OPEN CHAMPIONSHIP

TIMED PRACTICE

Pl	No	Cl	Name	Machine	Entrant/Sponsor	Laps	Time on Lap	Behind	MPH	
1	37	PB N	Simon FENWICK	Kawasaki 1000		6	55.82	4	89.65	
2	69	PB N	Julian HUGHES	Suzuki 1000	GP Mc/s Breakers	9	56.22	8	00.40	89.01
3	3	PB	Mike HORBERRY	Suzuki 750		9	56.49	9	00.67	88.58
4	182	PB	Danny LISTER	Suzuki 1000	Council Racing	4	56.68	4	00.86	88.29
5	167	PS	Jason BREWSTER	Yamaha 1000	E2E Solutions	5	58.71	1	02.89	85.23
6	31	PS	Emmett BURKE	Yamaha 1000		7	58.78	6	02.96	85.13
7	90	PB J	Mark WOOD	Yamaha 1000		8	59.59	6	03.77	83.97
8	50	PS N	Charlie OLLIS	Honda 1000		7	59.63	6	03.81	83.92
9	113	PB J	Gordon SCOTT	Suzuki 1000	BBT Mc/s Tyres	6	59.77	5	03.95	83.72
10	39	PB	Sean HAYES	Suzuki 1000	Circuit Based Training	12	1:00.08	9	04.26	83.29
11	103	PB	Chris BRADSHAW	Suzuki 1000		8	1:01.05	7	05.23	81.97
12	21	PB N	Bryan BROUGHTON	Honda 1000	Nikki & Jason Kollo	11	1:01.15	2	05.33	81.83

Start Time : 11:34

21 Mar 10 11:44

Clerk of Course :

Time Issued :

Chief Timekeeper : Anthony Smith

THESE RESULTS REMAIN PROVISIONAL FOR A MINIMUM OF 30 MINUTES FROM THE TIME OF ISSUE

HS Sports Timing and Results Systems - Results and Lap Times at www.hssports.co.uk

THE BRIDGESTONE PRO-BIKE OPEN CHAMPIONSHIP

LAP TIMES - TIMED PRACTICE

3 Mike HORBERRY

Lap	1	2	3	4	5	6	7	8	9	10
1	59.24	57.85	57.13	56.66	57.83	56.84	56.69	56.93	56.49	

21 Bryan BROUGHTON

Lap	1	2	3	4	5	6	7	8	9	10
1	1:03.31	1:01.15	1:02.10	1:02.23	1:02.50	1:01.76	1:02.33	1:02.11	1:01.22	1:01.64
11	1:01.48									

31 Emmett BURKE

Lap	1	2	3	4	5	6	7	8	9	10
1	1:00.33	1:00.60	59.64	1:00.04	59.22	58.78	59.41			

37 Simon FENWICK

Lap	1	2	3	4	5	6	7	8	9	10
1	57.45	56.49	56.24	55.82	56.57	1:06.17				

39 Sean HAYES

Lap	1	2	3	4	5	6	7	8	9	10
1	1:03.32	1:00.77	1:01.15	1:00.43	1:01.01	1:00.35	1:00.51	1:00.20	1:00.08	1:00.21
11	1:00.20	1:00.69								

50 Charlie OLLIS

Lap	1	2	3	4	5	6	7	8	9	10
1	1:02.51	1:00.82	59.83	1:02.92	59.80	59.63	1:01.72			

69 Julian HUGHES

Lap	1	2	3	4	5	6	7	8	9	10
1	58.03	57.36	56.89	56.36	56.84	56.73	56.55	56.22	58.54	

90 Mark WOOD

Lap	1	2	3	4	5	6	7	8	9	10
1	1:01.91	1:00.58	1:00.84	1:00.77	1:00.26	59.59	59.61	1:00.92		

103 Chris BRADSHAW

Lap	1	2	3	4	5	6	7	8	9	10
1	1:03.65	1:02.92	1:01.98	1:02.13	1:01.54	1:01.51	1:01.05	1:02.29		

113 Gordon SCOTT

Lap	1	2	3	4	5	6	7	8	9	10
1	1:00.41	1:00.56	1:00.60	1:01.54	59.77	1:00.16				

167 Jason BREWSTER

Lap	1	2	3	4	5	6	7	8	9	10
1	58.71	59.96	58.82	1:00.37	59.50					

182 Danny LISTER


Lap	1	2	3	4	5	6	7	8	9	10
1	57.99	57.18	56.84	56.68						

NEW ERA RACE GRID

THE BRIDGESTONE PRO-BIKE OPEN CHAMPIONSHIP

RACE 5 & RACE 9

ROW 4	16	15	14	2 - BROOKS 13
ROW 3	21 01:01.150 BROUGHTON 12	103 01:01.050 BRADSHAW 11	39 01:00.080 HAYES 10	113 00:59.770 SCOTT 9
ROW 2	50 00:59.630 OLLIS 8	90 00:59.590 WOOD 7	31 00:58.780 BURKE 6	167 00:58.710 BREWSTER 5
ROW 1	182 00:56.680 LISTER 4	3 00:56.490 HORBERRY 3	69 00:56.220 HUGHES 2	37 00:55.820 FENWICK 1
				POLE



NEW ERA RACE RESULTS

Mallory Park - Sunday 21st March 2010

Club Championships - Round 1

THE BRIDGESTONE PRO-BIKE OPEN CHAMPIONSHIP

RESULT - RACE 5

PI	No	Cl	Name	Machine	Entrant/Sponsor	Laps	Time	Behind	MPH	Best Lap on	MPH
1	2	PB	Phil BROOKS	Yamaha 998	Mediatech Direct	10	9:24.38		88.66	55.39	8 90.34
2	182	PB	Danny LISTER	Suzuki 1000	Council Racing	10	9:26.68	2.30	88.30	55.83	3 89.63
3	69	PB N	Julian HUGHES	Suzuki 1000	GP Mc/s Breakers	10	9:30.62	6.24	87.69	55.73	6 89.79
4	3	PB	Mike HORBERRY	Suzuki 750		10	9:34.65	10.27	87.08	56.22	3 89.01
5	39	PB	Sean HAYES	Suzuki 1000	Circuit Based Training	10	10:03.44	39.06	82.92	58.82	10 85.07
6	167	PS	Jason BREWSTER	Yamaha 1000	E2E Solutions	10	10:03.70	39.32	82.89	58.83	2 85.06
7	50	PS N	Charlie OLLIS	Honda 1000		10	10:08.26	43.88	82.27	58.92	6 84.93
8	31	PS	Emmett BURKE	Yamaha 1000		10	10:15.86	51.48	81.25	1:00.43	5 82.81
9	90	PB J	Mark WOOD	Yamaha 1000		9	9:26.88	1 Lap	79.45	1:01.31	2 81.62
10	21	PB N	Bryan BROUGHTON	Honda 1000	Nikki & Jason Kollo	9	9:33.79	1 Lap	78.49	1:01.47	4 81.41
Not-Classified											
	37	PB N	Simon FENWICK	Kawasaki 1000		7	6:36.59	DNF	88.32	55.63	5 89.95
Fastest Lap											
	2	PB	Phil BROOKS	Yamaha 998	Mediatech Direct					55.39	8 90.34
	167	PS	Jason BREWSTER	Yamaha 1000	E2E Solutions					58.83	2 85.06

Start Time : 14:39

21 Mar 10 14:46

Clerk of Course :

Time Issued :

Chief Timekeeper : Anthony Smith

THESE RESULTS REMAIN PROVISIONAL FOR A MINIMUM OF 30 MINUTES FROM THE TIME OF ISSUE

HS Sports Timing and Results Systems - Results and Lap Times at www.hssports.co.uk

THE BRIDGESTONE PRO-BIKE OPEN CHAMPIONSHIP

LAP TIMES - RACE 5

2	Phil BROOKS										
	Lap	1	2	3	4	5	6	7	8	9	10
	1	1:02.44	56.46	55.78	55.62	55.65	55.54	55.55	55.39	55.74	56.21
3	Mike HORBERRY										
	Lap	1	2	3	4	5	6	7	8	9	10
	1	1:02.23	57.41	56.22	56.62	56.65	56.61	56.57	56.83	57.05	58.46
21	Bryan BROUGHTON										
	Lap	1	2	3	4	5	6	7	8	9	10
	1	1:08.54	1:02.13	1:01.51	1:01.47	1:02.58	1:01.79	1:02.21	1:04.98	1:08.58	
31	Emmett BURKE										
	Lap	1	2	3	4	5	6	7	8	9	10
	1	1:05.62	1:00.69	1:01.08	1:01.29	1:00.43	1:01.14	1:01.35	1:01.62	1:01.08	1:01.56
37	Simon FENWICK										
	Lap	1	2	3	4	5	6	7	8	9	10
	1	1:01.51	55.91	55.94	55.83	55.63	55.96	55.81			
39	Sean HAYES										
	Lap	1	2	3	4	5	6	7	8	9	10
	1	1:07.08	1:00.87	59.76	59.69	59.04	59.24	59.62	59.33	59.99	58.82
50	Charlie OLLIS										
	Lap	1	2	3	4	5	6	7	8	9	10
	1	1:09.04	1:00.80	59.28	59.96	59.99	58.92	59.51	1:00.72	59.80	1:00.24
69	Julian HUGHES										
	Lap	1	2	3	4	5	6	7	8	9	10
	1	1:01.44	56.67	56.51	56.13	56.43	55.73	56.31	56.49	57.30	57.61
90	Mark WOOD										
	Lap	1	2	3	4	5	6	7	8	9	10
	1	1:08.49	1:01.31	1:01.40	1:02.46	1:02.40	1:01.86	1:02.30	1:03.64	1:03.02	
167	Jason BREWSTER										
	Lap	1	2	3	4	5	6	7	8	9	10
	1	1:04.01	58.83	59.28	1:00.00	59.66	59.91	1:00.11	1:02.07	1:00.38	59.45
182	Danny LISTER										
	Lap	1	2	3	4	5	6	7	8	9	10
	1	1:00.56	55.90	55.83	55.92	55.95	55.83	55.84	56.10	57.20	57.55

Lap Chart

THE BRIDGESTONE PRO-BIKE OPEN CHAMPIONSHIP - RACE 5

Lap 1		Lap 2		Lap 3		Lap 4		Lap 5		Lap 6		Lap 7		Lap 8		Lap 9		Lap 10	
No	Time	No	Time	No	Time	No	Time	No	Time	No	Time	No	Time	No	Time	No	Time	No	Time
182	1:00.56	182	1:56.46	182	2:52.29	182	3:48.21	182	4:44.16	182	5:39.99	182	6:35.83	182	7:31.93	2	8:28.17	2	9:24.38
69	1:01.44	37	1:57.42	37	2:53.36	37	3:49.19	37	4:44.82	37	5:40.78	37	6:36.59	2	7:32.43	182	8:29.13	182	9:26.68
37	1:01.51	69	1:58.11	69	2:54.62	2	3:50.30	2	4:45.95	2	5:41.49	2	6:37.04	69	7:35.71	69	8:33.01	90	9:26.88 *1
3	1:02.23	2	1:58.90	2	2:54.68	69	3:50.75	69	4:47.18	69	5:42.91	69	6:39.22	3	7:39.14	3	8:36.19	69	9:30.62
2	1:02.44	3	1:59.64	3	2:55.86	3	3:52.48	3	4:49.13	3	5:45.74	3	6:42.31	167	8:03.87	167	9:04.25	21	9:33.79 *1
167	1:04.01	167	2:02.84	167	3:02.12	167	4:02.12	167	5:01.78	167	6:01.69	167	7:01.80	39	8:04.63	39	9:04.62	3	9:34.65
31	1:05.62	31	2:06.31	31	3:07.39	39	4:07.40	39	5:06.44	39	6:05.68	39	7:05.30	50	8:08.22	50	9:08.02	39	10:03.44
39	1:07.08	39	2:07.95	39	3:07.71	31	4:08.68	50	5:09.07	50	6:07.99	50	7:07.50	31	8:13.22	31	9:14.30	167	10:03.70
90	1:08.49	90	2:09.80	50	3:09.12	50	4:09.08	31	5:09.11	31	6:10.25	31	7:11.60	90	8:23.86			50	10:08.26
21	1:08.54	50	2:09.84	90	3:11.20	21	4:13.65	90	5:16.06	90	6:17.92	90	7:20.22	21	8:25.21			31	10:15.86
50	1:09.04	21	2:10.67	21	3:12.18	90	4:13.66	21	5:16.23	21	6:18.02	21	7:20.23						

NEW ERA RACE RESULTS

Mallory Park - Sunday 21st March 2010

Club Championships - Round 1

THE BRIDGESTONE PRO-BIKE OPEN CHAMPIONSHIP

RESULT - RACE 9

PI	No	Cl	Name	Machine	Entrant/Sponsor	Laps	Time	Behind	MPH	Best Lap on	MPH
1	2	PB	Phil BROOKS	Yamaha 998	Mediatech Direct	10	9:23.26		88.84	55.49	8 90.18
2	69	PB N	Julian HUGHES	Suzuki 1000	GP Mc/s Breakers	10	9:32.95	9.69	87.34	56.53	6 88.52
3	182	PB	Danny LISTER	Suzuki 1000	Council Racing	10	9:35.24	11.98	86.99	56.58	2 88.44
4	3	PB	Mike HORBERRY	Suzuki 750		10	9:37.84	14.58	86.60	56.51	4 88.55
5	167	PS	Jason BREWSTER	Yamaha 1000	E2E Solutions	10	9:54.32	31.06	84.20	58.02	2 86.25
6	39	PB	Sean HAYES	Suzuki 1000	Circuit Based Training	10	10:02.23	38.97	83.09	59.02	6 84.78
7	50	PS N	Charlie OLLIS	Honda 1000		10	10:07.87	44.61	82.32	59.59	9 83.97
8	90	PB J	Mark WOOD	Yamaha 1000		10	10:22.11	58.85	80.44	1:00.82	8 82.28

Not-Classified

31	PS	Emmett BURKE	Yamaha 1000			3	3:07.20	DNF	80.19	1:00.74	2 82.38
----	----	--------------	-------------	--	--	---	---------	-----	-------	---------	---------

Fastest Lap

2	PB	Phil BROOKS	Yamaha 998	Mediatech Direct					55.49	8 90.18
167	PS	Jason BREWSTER	Yamaha 1000	E2E Solutions					58.02	2 86.25

Start Time : 15:52

21 Mar 10 15:58

Clerk of Course :

Time Issued :

Chief Timekeeper : Anthony Smith

THESE RESULTS REMAIN PROVISIONAL FOR A MINIMUM OF 30 MINUTES FROM THE TIME OF ISSUE

HS Sports Timing and Results Systems - Results and Lap Times at www.hssports.co.uk

THE BRIDGESTONE PRO-BIKE OPEN CHAMPIONSHIP

LAP TIMES - RACE 9

2	Phil BROOKS										
	Lap	1	2	3	4	5	6	7	8	9	10
	1	1:01.80	55.64	55.94	55.93	56.04	55.58	55.64	55.49	55.61	55.59

3	Mike HORBERRY										
	Lap	1	2	3	4	5	6	7	8	9	10
	1	1:03.18	57.12	57.14	56.51	57.50	57.28	57.12	57.28	57.19	57.52

31	Emmett BURKE										
	Lap	1	2	3	4	5	6	7	8	9	10
	1	1:05.42	1:00.74	1:01.04							

39	Sean HAYES										
	Lap	1	2	3	4	5	6	7	8	9	10
	1	1:05.90	1:00.39	59.77	59.90	59.27	59.02	59.12	59.42	59.07	1:00.37

50	Charlie OLLIS										
	Lap	1	2	3	4	5	6	7	8	9	10
	1	1:07.72	1:00.97	1:00.92	59.85	59.74	59.68	59.72	59.95	59.59	59.73

69	Julian HUGHES										
	Lap	1	2	3	4	5	6	7	8	9	10
	1	1:02.60	56.91	57.00	56.71	56.64	56.53	56.59	56.81	56.59	56.57

90	Mark WOOD										
	Lap	1	2	3	4	5	6	7	8	9	10
	1	1:07.13	1:01.50	1:02.05	1:01.78	1:02.16	1:01.71	1:01.28	1:00.82	1:01.80	1:01.88

167	Jason BREWSTER										
	Lap	1	2	3	4	5	6	7	8	9	10
	1	1:03.63	58.02	58.71	58.89	59.12	58.92	58.83	59.38	59.09	59.73

182	Danny LISTER										
	Lap	1	2	3	4	5	6	7	8	9	10
	1	1:01.94	56.58	56.87	56.70	56.75	56.67	56.90	57.13	58.09	57.61

Lap Chart

THE BRIDGESTONE PRO-BIKE OPEN CHAMPIONSHIP - RACE 9

Lap 1		Lap 2		Lap 3		Lap 4		Lap 5		Lap 6		Lap 7		Lap 8		Lap 9		Lap 10	
No	Time	No	Time	No	Time	No	Time	No	Time	No	Time	No	Time	No	Time	No	Time	No	Time
2	1:01.80	2	1:57.44	2	2:53.38	2	3:49.31	2	4:45.35	2	5:40.93	2	6:36.57	2	7:32.06	2	8:27.67	2	9:23.26
182	1:01.94	182	1:58.52	182	2:55.39	182	3:52.09	182	4:48.84	182	5:45.51	182	6:42.41	182	7:39.54	69	8:36.38	69	9:32.95
69	1:02.60	69	1:59.51	69	2:56.51	69	3:53.22	69	4:49.86	69	5:46.39	69	6:42.98	69	7:39.79	182	8:37.63	182	9:35.24
3	1:03.18	3	2:00.30	3	2:57.44	3	3:53.95	3	4:51.45	3	5:48.73	3	6:45.85	3	7:43.13	3	8:40.32	3	9:37.84
167	1:03.63	167	2:01.65	167	3:00.36	167	3:59.25	167	4:58.37	167	5:57.29	167	6:56.12	167	7:55.50	167	8:54.59	167	9:54.32
31	1:05.42	31	2:06.16	39	3:06.06	39	4:05.96	39	5:05.23	39	6:04.25	39	7:03.37	39	8:02.79	39	9:01.86	39	10:02.23
39	1:05.90	39	2:06.29	31	3:07.20	50	4:09.46	50	5:09.20	50	6:08.88	50	7:08.60	50	8:08.55	50	9:08.14	50	10:07.87
90	1:07.13	90	2:08.63	50	3:09.61	90	4:12.46	90	5:14.62	90	6:16.33	90	7:17.61	90	8:18.43	90	9:20.23	90	10:22.11
50	1:07.72	50	2:08.69	90	3:10.68														

NEW ERA RACE RESULTS

FORMULA XTREME & 600 CHAMPIONSHIPS

RESULTS BY



HS Sports Ltd
Unit 5, Radnor Park Industrial Estate
Congleton, Cheshire CW12 4XN
Tel. +44 (0)1260 275708
Fax +44 (0)1260 278352
www.hssports.co.uk

NEW ERA RACE RESULTS

Mallory Park - Sunday 21st March 2010

Club Championships - Round 1

FORMULA XTREME & 600 CHAMPIONSHIPS

TIMED PRACTICE

Pl	No	Cl	Name	Machine	Entrant/Sponsor	Laps	Time on Lap	Behind	MPH
1	16	F6	Gary ARDEN	Yamaha 600		6	57.13	6	87.59
2	13	FX	Ben SCRANAGE	Triumph 675	Smallboy Trackbike Hire	9	57.79	8	00.66 86.59
3	22	FX	Chris NORRIS	Triumph 675		9	58.07	3	00.94 86.17
4	114	SS	Craig McEWAN	Honda 600	McEwan Tiling Ltd	9	58.21	9	01.08 85.96
5	40	F6	Chris FABIAN	Suzuki 600	Motor Surgery	6	58.33	5	01.20 85.79
6	57	F6	Roger SLATER	Yamaha 600	Spa Motorsport	6	58.45	2	01.32 85.61
7	162	F6	Mark AFFLECK	Honda 600		10	58.60	7	01.47 85.39
8	70	SS N	Lee WELLS	Suzuki 600		9	58.72	2	01.59 85.22
9	5	F6 J	Daniel LANE	Yamaha 600		2	58.78	1	01.65 85.13
10	27	SS N	Paul SHOTTON	Triumph 675	Team Progressive	9	59.05	7	01.92 84.74
11	73	F6 N	Keith TOWNSEND	Suzuki 600	Industrial Sas Hereford	8	59.45	8	02.32 84.17
12	77	SS N	Scott SCRAFTON	Honda 600		9	59.93	9	02.80 83.50
13	46	FX	Andrew NICHOLSON	Honda 600	J&D Statham	8	1:00.04	6	02.91 83.34
14	13	F6 J	Dave CHARRETT	Triumph 675	Weatherall UK	8	1:00.30	4	03.17 82.99
15	38	F6	Steve ALLEN	Yamaha 600	ADR Accident Repairs	8	1:00.32	8	03.19 82.96
16	18	PI	Phil SMITH	Kawasaki 600		8	1:00.79	4	03.66 82.32
17	67	PI N	Matthew PEARCE	Kawasaki 600	Mike Pearce & Sons	8	1:00.85	6	03.72 82.24
18	30	PI N	Simon JEPSON	Honda 600	PP Engineering	8	1:02.32	6	05.19 80.30
19	10	F6	Marek WIECKOWSKI	Honda 600		9	1:03.05	9	05.92 79.37
20	6	SS J	David WESTON	Suzuki 600	Bramble Consulting	8	1:03.29	2	06.16 79.06
21	20	F6	Nicholas FORD	Yamaha 600		8	1:04.68	8	07.55 77.37
22	26	FX N	Thomas HARBON	Suzuki 600		7	1:05.50	7	08.37 76.40
23	8	PI N	Karl BARDEN	Honda 600		8	1:07.49	8	10.36 74.14

Start Time : 12:04

21 Mar 10 12:12

Clerk of Course :

Time Issued :

Chief Timekeeper : Anthony Smith

THESE RESULTS REMAIN PROVISIONAL FOR A MINIMUM OF 30 MINUTES FROM THE TIME OF ISSUE

HS Sports Timing and Results Systems - Results and Lap Times at www.hssports.co.uk

FORMULA XTREME & 600 CHAMPIONSHIPS

LAP TIMES - TIMED PRACTICE

5	Daniel LANE										
Lap	1	2	3	4	5	6	7	8	9	10	
1	58.78	59.01									
6	David WESTON										
Lap	1	2	3	4	5	6	7	8	9	10	
1	1:05.19	1:03.29	1:03.35	1:05.19	1:05.14	1:03.89	1:03.40	1:04.79			
8	Karl BARDEN										
Lap	1	2	3	4	5	6	7	8	9	10	
1	1:09.98	1:10.27	1:08.13	1:07.94	1:07.83	1:08.70	1:07.60	1:07.49			
10	Marek WIECKOWSKI										
Lap	1	2	3	4	5	6	7	8	9	10	
1	1:03.70	1:04.42	1:04.77	1:03.53	1:03.07	1:03.27	1:03.39	1:04.77	1:03.05		
13	Dave CHARRETT										
Lap	1	2	3	4	5	6	7	8	9	10	
1	1:02.63	1:03.40	1:01.51	1:00.30	1:00.46	1:01.16	1:00.57	1:00.81			
13	Ben SCRANAGE										
Lap	1	2	3	4	5	6	7	8	9	10	
1	1:00.63	59.28	58.68	58.38	57.94	59.96	59.18	57.79	58.52		
16	Gary ARDEN										
Lap	1	2	3	4	5	6	7	8	9	10	
1	57.74	57.69	57.76	57.50	59.95	57.13					
18	Phil SMITH										
Lap	1	2	3	4	5	6	7	8	9	10	
1	1:04.70	1:03.05	1:01.22	1:00.79	1:01.03	1:01.14	1:00.89	1:00.94			
20	Nicholas FORD										
Lap	1	2	3	4	5	6	7	8	9	10	
1	1:07.42	1:06.38	1:05.87	1:05.80	1:05.42	1:04.98	1:05.25	1:04.68			
22	Chris NORRIS										
Lap	1	2	3	4	5	6	7	8	9	10	
1	1:00.71	58.49	58.07	1:00.50	59.12	58.55	58.60	58.45	59.43		
26	Thomas HARBON										
Lap	1	2	3	4	5	6	7	8	9	10	
1	1:08.97	1:09.84	1:07.62	1:06.69	1:05.85	1:05.85	1:05.50				
27	Paul SHOTTON										
Lap	1	2	3	4	5	6	7	8	9	10	
1	1:02.11	1:02.82	1:02.35	1:01.50	59.81	1:00.95	59.05	1:00.66	1:01.00		
30	Simon JEPSON										
Lap	1	2	3	4	5	6	7	8	9	10	
1	1:08.26	1:05.44	1:04.25	1:03.51	1:03.44	1:02.32	1:02.56	1:04.03			


38	Steve ALLEN									
Lap	1	2	3	4	5	6	7	8	9	10
1	1:01.72	1:01.29	1:01.35	1:01.82	1:01.13	1:00.70	1:00.51	1:00.32		
40	Chris FABIAN									
Lap	1	2	3	4	5	6	7	8	9	10
1	59.58	1:00.00	59.58	58.59	58.33	1:00.84				
46	Andrew NICHOLSON									
Lap	1	2	3	4	5	6	7	8	9	10
1	1:01.49	1:00.56	1:00.49	1:03.85	1:01.17	1:00.04	1:00.35	1:01.28		
57	Roger SLATER									
Lap	1	2	3	4	5	6	7	8	9	10
1	1:00.60	58.45	59.36	59.79	58.89	1:00.39				
67	Matthew PEARCE									
Lap	1	2	3	4	5	6	7	8	9	10
1	1:05.73	1:02.93	1:01.90	1:01.46	1:02.82	1:00.85	1:01.77	1:01.96		
70	Lee WELLS									
Lap	1	2	3	4	5	6	7	8	9	10
1	1:00.02	58.72	1:00.57	1:00.12	58.73	1:00.13	59.35	1:00.47	59.82	
73	Keith TOWNSEND									
Lap	1	2	3	4	5	6	7	8	9	10
1	1:02.67	1:01.53	1:00.54	1:00.37	1:00.06	1:00.06	59.87	59.45		
77	Scott SCRAFTON									
Lap	1	2	3	4	5	6	7	8	9	10
1	1:07.79	1:04.80	1:03.05	1:01.84	1:01.13	1:01.07	1:00.63	1:00.44	59.93	
114	Craig McEWAN									
Lap	1	2	3	4	5	6	7	8	9	10
1	59.81	1:00.98	1:02.58	59.09	59.03	59.92	59.47	59.87	58.21	
162	Mark AFFLECK									
Lap	1	2	3	4	5	6	7	8	9	10
1	59.05	58.76	59.51	59.01	59.47	59.54	58.60	59.72	58.76	59.75

NEW ERA RACE GRID

FORMULA XTREME & 600 CHAMPIONSHIPS

RACE 6 & RACE 10

ROW 6	24	8 01:07.490 BARDEN 23	26 01:05.500 HARBON 22	20 01:04.680 FORD 21
ROW 5	6 01:03.290 WESTON 20	10 01:03.050 WIECKOWSKI 19	30 01:02.320 JEPSON 18	67 01:00.850 PEARCE 17
ROW 4	18 01:00.790 SMITH 16	38 01:00.320 ALLEN 15	13 01:00.300 CHARRETT 14	46 01:00.040 NICHOLSON 13
ROW 3	77 00:59.930 SCRAFTON 12	73 00:59.450 TOWNSEND 11	27 00:59.050 SHOTTON 10	5 00:58.780 LANE 9
ROW 2	70 00:58.720 WELLS 8	162 00:58.600 AFFLECK 7	57 00:58.450 SLATER 6	40 00:58.330 FABIAN 5
ROW 1	114 00:58.210 MCEWAN 4	22 00:58.070 NORRIS 3	13 00:57.790 SCRANAGE 2	16 00:57.130 ARDEN 1 POLE



NEW ERA RACE RESULTS

Mallory Park - Sunday 21st March 2010

Club Championships - Round 1

FORMULA XTREME & 600 CHAMPIONSHIPS

RESULT - RACE 6

PI	No	Cl	Name	Machine	Entrant/Sponsor	Laps	Time	Behind	MPH	Best Lap on	MPH
1	22	FX	Chris NORRIS	Triumph 675		10	9:39.64		86.33	57.04	3 87.73
2	16	F6	Gary ARDEN	Yamaha 600		10	9:40.07	0.43	86.27	56.88	6 87.97
3	5	F6	J Daniel LANE	Yamaha 600		10	9:48.62	8.98	85.01	57.79	9 86.59
4	70	SS	N Lee WELLS	Suzuki 600		10	9:53.33	13.69	84.34	58.14	3 86.07
5	114	SS	Craig McEWAN	Honda 600	McEwan Tiling Ltd	10	9:58.28	18.64	83.64	58.45	10 85.61
6	162	F6	Mark AFFLECK	Honda 600		10	9:59.22	19.58	83.51	58.78	4 85.13
7	40	F6	Chris FABIAN	Suzuki 600	Motor Surgery	10	10:01.14	21.50	83.24	58.74	7 85.19
8	57	F6	Roger SLATER	Yamaha 600	Spa Motorsport	10	10:11.77	32.13	81.80	59.42	3 84.21
9	77	SS	N Scott SCRAFTON	Honda 600		10	10:17.40	37.76	81.05	59.79	10 83.69
10	18	PI	Phil SMITH	Kawasaki 600		10	10:18.65	39.01	80.89	1:00.73	8 82.40
11	27	SS	N Paul SHOTTON	Triumph 675	Team Progressive	10	10:18.93	39.29	80.85	1:00.26	7 83.04
12	38	F6	Steve ALLEN	Yamaha 600	ADR Accident Repairs	10	10:20.52	40.88	80.64	1:00.93	3 82.13
13	13	F6	J Dave CHARRETT	Triumph 675	Weatherall UK	10	10:23.40	43.76	80.27	1:00.97	5 82.07
14	46	FX	Andrew NICHOLSON	Honda 600	J&D Statham	10	10:23.53	43.89	80.25	1:00.12	8 83.23
15	67	PI	N Matthew PEARCE	Kawasaki 600	Mike Pearce & Sons	10	10:27.43	47.79	79.75	1:00.66	10 82.49
16	10	F6	Marek WIECKOWSKI	Honda 600		10	10:33.37	53.73	79.01	1:01.85	3 80.91
17	6	SS	J David WESTON	Suzuki 600	Bramble Consulting	9	9:42.81	1 Lap	77.27	1:02.30	3 80.32
18	26	FX	N Thomas HARBON	Suzuki 600		9	9:52.97	1 Lap	75.95	1:03.80	8 78.43
19	20	F6	Nicholas FORD	Yamaha 600		9	10:01.11	1 Lap	74.92	1:05.01	3 76.97
20	8	PI	N Karl BARDEN	Honda 600		9	10:20.52	1 Lap	72.58	1:06.00	2 75.82

Not-Classified

73	F6	N	Keith TOWNSEND	Suzuki 600	Industrial Sas Hereford	5	5:04.59	DNF	82.14	59.48	5 84.13
13	FX		Ben SCRANAGE	Triumph 675	Smallboy Trackbike Hire	4	3:51.84	DNF	86.34	56.62	3 88.38
30	PI	N	Simon JEPSON	Honda 600	PP Engineering	3	3:19.38	DNF	75.29	1:03.15	2 79.24

Fastest Lap

13	FX		Ben SCRANAGE	Triumph 675	Smallboy Trackbike Hire				56.62	3 88.38
16	F6		Gary ARDEN	Yamaha 600					56.88	6 87.97
70	SS	N	Lee WELLS	Suzuki 600					58.14	3 86.07
67	PI	N	Matthew PEARCE	Kawasaki 600	Mike Pearce & Sons				1:00.66	10 82.49

Start Time : 14:59

21 Mar 10 15:07

Clerk of Course :

Time Issued :

Chief Timekeeper : Anthony Smith

THESE RESULTS REMAIN PROVISIONAL FOR A MINIMUM OF 30 MINUTES FROM THE TIME OF ISSUE

HS Sports Timing and Results Systems - Results and Lap Times at www.hssports.co.uk

FORMULA XTREME & 600 CHAMPIONSHIPS

LAP TIMES - RACE 6

5	Daniel LANE										
	Lap	1	2	3	4	5	6	7	8	9	10
	1	1:04.46	58.44	57.85	58.08	58.34	58.44	58.45	58.59	57.79	58.18
6	David WESTON										
	Lap	1	2	3	4	5	6	7	8	9	10
	1	1:09.22	1:03.48	1:02.30	1:02.38	1:03.36	1:04.67	1:04.03	1:04.61	1:08.76	
8	Karl BARDEN										
	Lap	1	2	3	4	5	6	7	8	9	10
	1	1:13.83	1:06.00	1:07.23	1:06.95	1:07.09	1:09.92	1:08.70	1:09.80	1:11.00	
10	Marek WIECKOWSKI										
	Lap	1	2	3	4	5	6	7	8	9	10
	1	1:11.78	1:02.90	1:01.85	1:02.21	1:03.13	1:02.54	1:01.88	1:02.81	1:01.87	1:02.40
13	Dave CHARRETT										
	Lap	1	2	3	4	5	6	7	8	9	10
	1	1:09.65	1:02.09	1:01.18	1:01.12	1:00.97	1:01.75	1:01.86	1:01.39	1:01.81	1:01.58
13	Ben SCRANAGE										
	Lap	1	2	3	4	5	6	7	8	9	10
	1	1:01.35	57.05	56.62	56.82						
16	Gary ARDEN										
	Lap	1	2	3	4	5	6	7	8	9	10
	1	1:02.95	57.63	56.90	58.76	57.36	56.88	57.02	57.59	57.30	57.68
18	Phil SMITH										
	Lap	1	2	3	4	5	6	7	8	9	10
	1	1:07.64	1:01.61	1:01.02	1:00.96	1:01.45	1:01.40	1:01.36	1:00.73	1:00.88	1:01.60
20	Nicholas FORD										
	Lap	1	2	3	4	5	6	7	8	9	10
	1	1:12.74	1:05.48	1:05.01	1:05.06	1:05.33	1:05.99	1:07.32	1:06.38	1:07.80	
22	Chris NORRIS										
	Lap	1	2	3	4	5	6	7	8	9	10
	1	1:02.89	57.34	57.04	57.13	57.50	57.32	57.83	58.00	57.28	57.31
26	Thomas HARBON										
	Lap	1	2	3	4	5	6	7	8	9	10
	1	1:15.09	1:05.09	1:06.11	1:05.32	1:04.74	1:04.69	1:04.24	1:03.80	1:03.89	
27	Paul SHOTTON										
	Lap	1	2	3	4	5	6	7	8	9	10
	1	1:08.70	1:01.56	1:00.58	1:02.11	1:01.27	1:01.21	1:00.26	1:00.77	1:01.48	1:00.99
30	Simon JEPSON										
	Lap	1	2	3	4	5	6	7	8	9	10
	1	1:12.46	1:03.15	1:03.77							

38	Steve ALLEN									
Lap	1	2	3	4	5	6	7	8	9	10
1	1:08.87	1:01.65	1:00.93	1:00.96	1:01.32	1:01.52	1:01.72	1:01.32	1:00.93	1:01.30
40	Chris FABIAN									
Lap	1	2	3	4	5	6	7	8	9	10
1	1:08.00	1:00.21	58.84	59.15	59.03	59.32	58.74	58.78	59.73	59.34
46	Andrew NICHOLSON									
Lap	1	2	3	4	5	6	7	8	9	10
1	1:10.40	1:03.32	1:01.70	1:02.64	1:02.61	1:01.03	1:00.61	1:00.12	1:00.15	1:00.95
57	Roger SLATER									
Lap	1	2	3	4	5	6	7	8	9	10
1	1:07.11	1:00.21	59.42	59.99	1:00.27	1:00.71	1:00.44	1:01.06	1:01.23	1:01.33
67	Matthew PEARCE									
Lap	1	2	3	4	5	6	7	8	9	10
1	1:10.26	1:02.72	1:02.30	1:03.02	1:03.25	1:02.39	1:01.08	1:00.93	1:00.82	1:00.66
70	Lee WELLS									
Lap	1	2	3	4	5	6	7	8	9	10
1	1:05.03	58.43	58.14	58.31	58.46	58.59	58.57	58.92	59.30	59.58
73	Keith TOWNSEND									
Lap	1	2	3	4	5	6	7	8	9	10
1	1:05.77	59.61	59.65	1:00.08	59.48					
77	Scott SCRAFTON									
Lap	1	2	3	4	5	6	7	8	9	10
1	1:11.09	1:02.25	1:00.86	1:00.67	1:00.78	1:01.54	1:00.00	59.89	1:00.53	59.79
114	Craig McEWAN									
Lap	1	2	3	4	5	6	7	8	9	10
1	1:06.35	59.96	59.06	59.48	59.41	58.79	58.77	58.98	59.03	58.45
162	Mark AFFLECK									
Lap	1	2	3	4	5	6	7	8	9	10
1	1:05.19	59.09	59.04	58.78	59.08	59.62	59.94	59.20	58.90	1:00.38

Lap Chart

FORMULA XTREME & 600 CHAMPIONSHIPS - RACE 6

Lap 1		Lap 2		Lap 3		Lap 4		Lap 5		Lap 6		Lap 7		Lap 8		Lap 9		Lap 10	
No	Time	No	Time	No	Time	No	Time	No	Time	No	Time	No	Time	No	Time	No	Time	No	Time
13	1:01.35	13	1:58.40	13	2:55.02	13	3:51.84	22	4:51.90	22	5:49.22	22	6:47.05	22	7:45.05	22	8:42.33	22	9:39.64
22	1:02.89	22	2:00.23	22	2:57.27	22	3:54.40	16	4:53.60	16	5:50.48	16	6:47.50	16	7:45.09	16	8:42.39	16	9:40.07
16	1:02.95	16	2:00.58	16	2:57.48	16	3:56.24	5	4:57.17	5	5:55.61	8	6:51.02 *1	26	7:45.28 *1	26	8:49.08 *1	6	9:42.81 *1
5	1:04.46	5	2:02.90	5	3:00.75	5	3:58.83	70	4:58.37	70	5:56.96	5	6:54.06	20	7:46.93 *1	5	8:50.44	5	9:48.62
70	1:05.03	70	2:03.46	70	3:01.60	70	3:59.91	162	5:01.18	162	6:00.80	70	6:55.53	5	7:52.65	20	8:53.31 *1	26	9:52.97 *1
162	1:05.19	162	2:04.28	162	3:03.32	162	4:02.10	114	5:04.26	114	6:03.05	162	7:00.74	70	7:54.45	70	8:53.75	70	9:53.33
73	1:05.77	73	2:05.38	73	3:05.03	114	4:04.85	73	5:04.59	40	6:04.55	114	7:01.82	8	7:59.72 *1	162	8:58.84	114	9:58.28
114	1:06.35	114	2:06.31	114	3:05.37	73	4:05.11	40	5:05.23	57	6:07.71	40	7:03.29	162	7:59.94	114	8:59.83	162	9:59.22
57	1:07.11	57	2:07.32	57	3:06.74	40	4:06.20	57	5:07.00	18	6:14.08	57	7:08.15	114	8:00.80	40	9:01.80	20	10:01.11 *1
18	1:07.64	40	2:08.21	40	3:07.05	57	4:06.73	18	5:12.68	38	6:15.25	18	7:15.44	40	8:02.07	8	9:09.52 *1	40	10:01.14
40	1:08.00	18	2:09.25	18	3:10.27	18	4:11.23	38	5:13.73	27	6:15.43	27	7:15.69	57	8:09.21	57	9:10.44	57	10:11.77
27	1:08.70	27	2:10.26	27	3:10.84	38	4:12.41	27	5:14.22	13	6:16.76	38	7:16.97	18	8:16.17	18	9:17.05	77	10:17.40
38	1:08.87	38	2:10.52	38	3:11.45	27	4:12.95	13	5:15.01	77	6:17.19	77	7:17.19	27	8:16.46	77	9:17.61	18	10:18.65
6	1:09.22	13	2:11.74	13	3:12.92	13	4:14.04	77	5:15.65	46	6:21.70	13	7:18.62	77	8:17.08	27	9:17.94	27	10:18.93
13	1:09.65	6	2:12.70	77	3:14.20	77	4:14.87	46	5:20.67	67	6:23.94	46	7:22.31	38	8:18.29	38	9:19.22	38	10:20.52
67	1:10.26	67	2:12.98	6	3:15.00	6	4:17.38	6	5:20.74	10	6:24.41	67	7:25.02	13	8:20.01	13	9:21.82	8	10:20.52 *1
46	1:10.40	77	2:13.34	67	3:15.28	46	4:18.06	67	5:21.55	6	6:25.41	10	7:26.29	46	8:22.43	46	9:22.58	13	10:23.40
77	1:11.09	46	2:13.72	46	3:15.42	67	4:18.30	10	5:21.87	20	6:39.61	6	7:29.44	67	8:25.95	67	9:26.77	46	10:23.53
10	1:11.78	10	2:14.68	10	3:16.53	10	4:18.74	20	5:33.62	26	6:41.04			10	8:29.10	10	9:30.97	67	10:27.43
30	1:12.46	30	2:15.61	30	3:19.38	20	4:28.29	26	5:36.35					6	8:34.05			10	10:33.37
20	1:12.74	20	2:18.22	20	3:23.23	26	4:31.61	8	5:41.10										
8	1:13.83	8	2:19.83	26	3:26.29	8	4:34.01												
26	1:15.09	26	2:20.18	8	3:27.06														

NEW ERA RACE RESULTS

Mallory Park - Sunday 21st March 2010

Club Championships - Round 1

FORMULA XTREME & 600 CHAMPIONSHIPS

RESULT - RACE 10

PI	No	Cl	Name	Machine	Entrant/Sponsor	Laps	Time	Behind	MPH	Best Lap on	MPH
1	13	FX	Ben SCRANAGE	Triumph 675	Smallboy Trackbike Hire	10	9:32.67		87.38	56.23	7 88.99
2	16	F6	Gary ARDEN	Yamaha 600		10	9:33.77	1.10	87.21	56.36	2 88.79
3	22	FX	Chris NORRIS	Triumph 675		10	9:48.85	16.18	84.98	57.38	9 87.21
4	5	F6 J	Daniel LANE	Yamaha 600		10	9:50.20	17.53	84.78	57.79	5 86.59
5	162	F6	Mark AFFLECK	Honda 600		10	9:50.39	17.72	84.76	57.66	9 86.78
6	70	SS N	Lee WELLS	Suzuki 600		10	9:56.31	23.64	83.92	58.33	6 85.79
7	40	F6	Chris FABIAN	Suzuki 600	Motor Surgery	10	9:59.74	27.07	83.44	58.68	10 85.28
8	114	SS	Craig McEWAN	Honda 600	McEwan Tiling Ltd	10	10:00.12	27.45	83.38	58.56	10 85.45
9	57	F6	Roger SLATER	Yamaha 600	Spa Motorsport	10	10:07.81	35.14	82.33	59.32	7 84.36
10	73	F6 N	Keith TOWNSEND	Suzuki 600	Industrial Sas Hereford	10	10:08.03	35.36	82.30	59.29	9 84.40
11	77	SS N	Scott SCRAFTON	Honda 600		10	10:10.95	38.28	81.91	59.04	9 84.76
12	18	PI	Phil SMITH	Kawasaki 600		10	10:17.08	44.41	81.09	1:00.74	5 82.38
13	67	PI N	Matthew PEARCE	Kawasaki 600	Mike Pearce & Sons	10	10:21.34	48.67	80.54	1:00.33	10 82.94
14	38	F6	Steve ALLEN	Yamaha 600	ADR Accident Repairs	10	10:21.81	49.14	80.47	1:00.46	2 82.77
15	46	FX	Andrew NICHOLSON	Honda 600	J&D Statham	10	10:21.95	49.28	80.46	1:00.73	8 82.40
16	6	SS J	David WESTON	Suzuki 600	Bramble Consulting	9	9:44.23	1 Lap	77.09	1:03.35	2 78.99
17	20	F6	Nicholas FORD	Yamaha 600		9	9:53.71	1 Lap	75.86	1:04.70	2 77.34
18	26	FX N	Thomas HARBON	Suzuki 600		9	9:54.16	1 Lap	75.80	1:03.13	4 79.27
19	8	PI N	Karl BARDEN	Honda 600		9	10:33.60	1 Lap	71.08	1:07.91	2 73.69

Not-Classified

27	SS N	Paul SHOTTON	Triumph 675	Team Progressive	2	2:04.63	DNF	80.30	59.62	2 83.93
13	F6	Dave CHARRETT	Triumph 675	Weatherall UK	2	2:12.35	DNF	75.62	1:02.46	2 80.12

Fastest Lap

13	FX	Ben SCRANAGE	Triumph 675	Smallboy Trackbike Hire					56.23	7 88.99
16	F6	Gary ARDEN	Yamaha 600						56.36	2 88.79
70	SS N	Lee WELLS	Suzuki 600						58.33	6 85.79
67	PI N	Matthew PEARCE	Kawasaki 600	Mike Pearce & Sons					1:00.33	10 82.94

Start Time : 16:09

21 Mar 10 16:16

Clerk of Course :

Time Issued :

Chief Timekeeper : Anthony Smith

THESE RESULTS REMAIN PROVISIONAL FOR A MINIMUM OF 30 MINUTES FROM THE TIME OF ISSUE

HS Sports Timing and Results Systems - Results and Lap Times at www.hssports.co.uk

FORMULA XTREME & 600 CHAMPIONSHIPS

LAP TIMES - RACE 10

5	Daniel LANE										
Lap	1	2	3	4	5	6	7	8	9	10	
1	1:04.35	58.04	58.30	58.99	57.79	58.39	57.91	59.10	57.81	59.52	
6	David WESTON										
Lap	1	2	3	4	5	6	7	8	9	10	
1	1:11.21	1:03.35	1:04.26	1:03.71	1:04.24	1:04.14	1:03.78	1:05.05	1:04.49		
8	Karl BARDEN										
Lap	1	2	3	4	5	6	7	8	9	10	
1	1:13.88	1:07.91	1:08.42	1:08.76	1:10.62	1:11.18	1:11.46	1:11.30	1:10.07		
13	Dave CHARRETT										
Lap	1	2	3	4	5	6	7	8	9	10	
1	1:09.89	1:02.46									
13	Ben SCRANAGE										
Lap	1	2	3	4	5	6	7	8	9	10	
1	1:00.81	57.50	56.56	56.57	57.53	56.96	56.23	56.81	56.62	57.08	
16	Gary ARDEN										
Lap	1	2	3	4	5	6	7	8	9	10	
1	1:01.65	56.36	56.66	56.74	57.49	56.96	56.82	57.67	56.62	56.80	
18	Phil SMITH										
Lap	1	2	3	4	5	6	7	8	9	10	
1	1:07.52	1:00.87	1:01.66	1:00.99	1:00.74	1:00.86	1:01.35	1:00.85	1:01.19	1:01.05	
20	Nicholas FORD										
Lap	1	2	3	4	5	6	7	8	9	10	
1	1:11.75	1:04.70	1:05.14	1:05.03	1:05.47	1:05.47	1:05.38	1:05.45	1:05.32		
22	Chris NORRIS										
Lap	1	2	3	4	5	6	7	8	9	10	
1	1:05.75	58.42	58.03	58.02	58.08	58.08	58.30	57.73	57.38	59.06	
26	Thomas HARBON										
Lap	1	2	3	4	5	6	7	8	9	10	
1	1:14.08	1:06.66	1:04.14	1:03.13	1:04.63	1:05.52	1:05.22	1:05.58	1:05.20		
27	Paul SHOTTON										
Lap	1	2	3	4	5	6	7	8	9	10	
1	1:05.01	59.62									
38	Steve ALLEN										
Lap	1	2	3	4	5	6	7	8	9	10	
1	1:09.46	1:00.46	1:01.23	1:01.45	1:01.75	1:02.11	1:00.92	1:01.62	1:01.59	1:01.22	
40	Chris FABIAN										
Lap	1	2	3	4	5	6	7	8	9	10	
1	1:05.85	59.67	59.58	59.43	59.21	59.52	59.15	59.86	58.79	58.68	

46	Andrew NICHOLSON										
	Lap	1	2	3	4	5	6	7	8	9	10
	1	1:10.44	1:02.12	1:01.92	1:01.11	1:01.09	1:01.27	1:01.03	1:00.73	1:01.48	1:00.76
57	Roger SLATER										
	Lap	1	2	3	4	5	6	7	8	9	10
	1	1:06.76	1:01.60	1:00.55	1:00.47	1:00.28	59.92	59.32	59.66	59.66	59.59
67	Matthew PEARCE										
	Lap	1	2	3	4	5	6	7	8	9	10
	1	1:10.23	1:01.76	1:01.53	1:01.86	1:01.18	1:01.29	1:00.62	1:01.09	1:01.45	1:00.33
70	Lee WELLS										
	Lap	1	2	3	4	5	6	7	8	9	10
	1	1:03.32	1:00.36	59.10	58.78	58.73	58.33	58.97	59.08	59.26	1:00.38
73	Keith TOWNSEND										
	Lap	1	2	3	4	5	6	7	8	9	10
	1	1:08.14	1:00.66	1:00.81	59.95	1:00.47	59.69	59.88	59.54	59.29	59.60
77	Scott SCRAFTON										
	Lap	1	2	3	4	5	6	7	8	9	10
	1	1:09.15	1:01.25	1:00.81	1:01.43	1:00.01	1:00.38	1:00.00	59.44	59.04	59.44
114	Craig McEWAN										
	Lap	1	2	3	4	5	6	7	8	9	10
	1	1:07.12	1:00.12	1:00.16	59.41	59.11	59.04	59.08	58.77	58.75	58.56
162	Mark AFFLECK										
	Lap	1	2	3	4	5	6	7	8	9	10
	1	1:03.70	59.26	58.43	58.46	58.27	58.76	58.89	58.23	57.66	58.73

Lap Chart

FORMULA XTREME & 600 CHAMPIONSHIPS - RACE 10

Lap 1		Lap 2		Lap 3		Lap 4		Lap 5		Lap 6		Lap 7		Lap 8		Lap 9		Lap 10	
No	Time	No	Time	No	Time	No	Time	No	Time	No	Time	No	Time	No	Time	No	Time	No	Time
13	1:00.81	16	1:58.01	16	2:54.67	16	3:51.41	16	4:48.90	16	5:45.86	13	6:42.16	13	7:38.97	13	8:35.59	13	9:32.67
16	1:01.65	13	1:58.31	13	2:54.87	13	3:51.44	13	4:48.97	13	5:45.93	16	6:42.68	16	7:40.35	16	8:36.97	16	9:33.77
70	1:03.32	5	2:02.39	5	3:00.69	5	3:59.68	5	4:57.47	8	5:49.59 *1	5	6:53.77	20	7:42.94 *1	6	8:39.74 *1	6	9:44.23 *1
162	1:03.70	162	2:02.96	162	3:01.39	162	3:59.85	162	4:58.12	5	5:55.86	22	6:54.68	26	7:43.38 *1	20	8:48.39 *1	22	9:48.85
5	1:04.35	70	2:03.68	22	3:02.20	22	4:00.22	22	4:58.30	22	5:56.38	162	6:55.77	22	7:52.41	26	8:48.96 *1	5	9:50.20
27	1:05.01	22	2:04.17	70	3:02.78	70	4:01.56	70	5:00.29	162	5:56.88	70	6:57.59	5	7:52.87	22	8:49.79	162	9:50.39
22	1:05.75	27	2:04.63	40	3:05.10	40	4:04.53	40	5:03.74	70	5:58.62	8	7:00.77 *1	162	7:54.00	5	8:50.68	20	9:53.71 *1
40	1:05.85	40	2:05.52	114	3:07.40	114	4:06.81	114	5:05.92	40	6:03.26	40	7:02.41	70	7:56.67	162	8:51.66	26	9:54.16 *1
57	1:06.76	114	2:07.24	57	3:08.91	57	4:09.38	57	5:09.66	114	6:04.96	114	7:04.04	40	8:02.27	70	8:55.93	70	9:56.31
114	1:07.12	57	2:08.36	73	3:09.61	73	4:09.56	73	5:10.03	57	6:09.58	57	7:08.90	114	8:02.81	40	9:01.06	40	9:59.74
18	1:07.52	18	2:08.39	18	3:10.05	18	4:11.04	18	5:11.78	73	6:09.72	73	7:09.60	57	8:08.56	114	9:01.56	114	10:00.12
73	1:08.14	73	2:08.80	38	3:11.15	38	4:12.60	77	5:12.65	18	6:12.64	77	7:13.03	73	8:09.14	57	9:08.22	57	10:07.81
77	1:09.15	38	2:09.92	77	3:11.21	77	4:12.64	38	5:14.35	77	6:13.03	18	7:13.99	8	8:12.23 *1	73	9:08.43	73	10:08.03
38	1:09.46	77	2:10.40	67	3:13.52	67	4:15.38	67	5:16.56	38	6:16.46	38	7:17.38	77	8:12.47	77	9:11.51	77	10:10.95
13	1:09.89	67	2:11.99	46	3:14.48	46	4:15.59	46	5:16.68	67	6:17.85	67	7:18.47	18	8:14.84	18	9:16.03	18	10:17.08
67	1:10.23	13	2:12.35	6	3:18.82	6	4:22.53	6	5:26.77	46	6:17.95	46	7:18.98	38	8:19.00	38	9:20.59	67	10:21.34
46	1:10.44	46	2:12.56	20	3:21.59	20	4:26.62	20	5:32.09	6	6:30.91	6	7:34.69	67	8:19.56	67	9:21.01	38	10:21.81
6	1:11.21	6	2:14.56	26	3:24.88	26	4:28.01	26	5:32.64	20	6:37.56			46	8:19.71	46	9:21.19	46	10:21.95
20	1:11.75	20	2:16.45	8	3:30.21	8	4:38.97			26	6:38.16					8	9:23.53 *1	8	10:33.60 *1
8	1:13.88	26	2:20.74																
26	1:14.08	8	2:21.79																