

NEW ERA RACE RESULTS

CLUB CHAMPIONSHIPS

ROUND 11

MALLORY PARK

30th AUGUST 2009

RESULTS BY



HS Sports Ltd
Unit 5, Radnor Park Industrial Estate
Congleton, Cheshire CW12 4XN
Tel. +44 (0)1260 275708
Fax +44 (0)1260 278352
www.hssports.co.uk

NEW ERA RACE RESULTS

ALLCOMERS CHAMPIONSHIP

80cc up to 690cc

RESULTS BY



HS Sports Ltd
Unit 5, Radnor Park Industrial Estate
Congleton, Cheshire CW12 4XN
Tel. +44 (0)1260 275708
Fax +44 (0)1260 278352
www.hssports.co.uk

NEW ERA RACE RESULTS

Mallory Park - Sunday 30th August 2009

Club Championships - Round 11

ALLCOMERS CHAMPIONSHIP - 80cc up to 690cc

TIMED PRACTICE

Pl	No	Cl	Name	Machine	Entrant/Sponsor	Laps	Time on Lap	Behind	MPH	
1	22	F4	Keith BILNEY	Kawasaki 400	Eppingdene Automotive	10	59.61	8	83.95	
2	6	250	Paul ROGERS	Honda 250		5	1:00.06	3	00.45	83.32
3	7	SM	Duncan MACMILLAN	KTM 660	Jim Aim Racing	13	1:00.50	9	00.89	82.71
4	34	SM	Glen COXSHALL	KTM 660	Race Engineering	14	1:00.60	8	00.99	82.57
5	4	SM	Ben EVERITT	KTM 660	Mick Everitt Ltd	13	1:01.10	13	01.49	81.90
6	32	SM	Sean GOLDSMITH	KTM 650	Goldsmith Construction	13	1:01.38	10	01.77	81.52
7	5	SM	Mick EVERITT	KTM 660	Mick Everitt Ltd	14	1:01.83	11	02.22	80.93
8	91	125	Andrew FISHER	Honda 125		13	1:01.84	13	02.23	80.92
9	26	125	Richard FERGUSON	Honda 125		13	1:02.05	13	02.44	80.64
10	6	SM	Garry COOMBES	Aprilia 550	Sparklight Racing	10	1:02.40	9	02.79	80.19
11	79	SV	Barry TYMMS	Suzuki 650		13	1:02.59	12	02.98	79.95
12	9	SM	Richard STONEY	KTM 660	Jalsh Ghar	13	1:02.71	11	03.10	79.80
13	5	CB	Darryl HARRISON	Homda 500		13	1:02.95	11	03.34	79.49
14	1	H	Stuart MACHIN	Honda 600	Ron Machin	13	1:03.28	8	03.67	79.08
15	42	SM	Kevin SPENCE	Husaberge 650		13	1:03.50	12	03.89	78.80
16	26	F4	David WORRALL	Honda 400		12	1:05.64	12	06.03	76.23
17	7	SV	Peter MARSHALL	Honda 500	Elite & Performance Jags	12	1:06.03	11	06.42	75.78
18	33	F4	Wesley PEARCE	Yamaha 400		12	1:06.38	9	06.77	75.38
19	58	FE	Mike DRYDEN-HOLT	Yamaha 347		3	1:06.42	3	06.81	75.34
20	24	CB	John MARSHALL	Honda 500	Elite & Performance Jags	12	1:06.52	10	06.91	75.23
21	35	F4	Paul STOKES	Aprilia 250		5	1:06.69	5	07.08	75.03
22	51	CB N	Paul WINFIELD	Honda 500		11	1:06.88	10	07.27	74.82

Start Time : 09:31

30 Aug 09 09:48

Clerk of Course :

Time Issued :

Chief Timekeeper : Anthony Smith

THESE RESULTS REMAIN PROVISIONAL FOR A MINIMUM OF 30 MINUTES FROM THE TIME OF ISSUE

HS Sports Timing and Results Systems - Results and Lap Times at www.hssports.co.uk

ALLCOMERS CHAMPIONSHIP - 80cc up to 690cc

LAP TIMES - TIMED PRACTICE

1	Stuart MACHIN									
Lap	1	2	3	4	5	6	7	8	9	10
1	1:08.23	1:09.57	1:05.50	1:05.04	1:04.39	1:04.48	1:03.70	1:03.28	1:03.99	1:04.32
11	1:03.94	1:03.56	1:04.46							

4	Ben EVERITT									
Lap	1	2	3	4	5	6	7	8	9	10
1	1:10.53	1:09.65	1:06.11	1:05.07	1:03.92	1:03.36	1:03.05	1:03.33	1:03.08	1:02.47
11	1:03.46	1:02.41	1:01.10							

5	Darryl HARRISON									
Lap	1	2	3	4	5	6	7	8	9	10
1	1:11.65	1:07.84	1:05.09	1:04.21	1:04.16	1:03.90	1:04.20	1:03.20	1:03.13	1:03.15
11	1:02.95	1:03.27	1:02.95							

5	Mick EVERITT									
Lap	1	2	3	4	5	6	7	8	9	10
1	1:03.86	1:03.27	1:02.52	1:01.99	1:02.33	1:03.01	1:02.34	1:02.75	1:01.92	1:02.18
11	1:01.83	1:18.38	1:02.77	1:02.95						

6	Paul ROGERS									
Lap	1	2	3	4	5	6	7	8	9	10
1	1:08.65	1:03.01	1:00.06	1:00.68	1:01.88					

6	Garry COOMBES									
Lap	1	2	3	4	5	6	7	8	9	10
1	1:12.55	1:06.65	1:04.50	1:04.85	1:03.59	1:03.23	1:03.32	1:02.47	1:02.40	1:04.66

7	Duncan MACMILLAN									
Lap	1	2	3	4	5	6	7	8	9	10
1	1:12.03	1:09.39	1:05.40	1:03.38	1:01.14	1:00.92	1:00.53	1:01.27	1:00.50	1:00.69
11	1:00.50	1:00.85	1:01.06							

7	Peter MARSHALL									
Lap	1	2	3	4	5	6	7	8	9	10
1	1:11.07	1:09.78	1:09.11	1:07.92	1:08.65	1:06.68	1:06.92	1:06.35	1:07.11	1:08.91
11	1:06.03	1:06.41								

9	Richard STONEY									
Lap	1	2	3	4	5	6	7	8	9	10
1	1:07.12	1:05.36	1:03.75	1:03.13	1:03.76	1:04.33	1:03.55	1:03.92	1:03.35	1:03.78
11	1:02.71	1:02.75	1:03.76							

22	Keith BILNEY									
Lap	1	2	3	4	5	6	7	8	9	10
1	1:02.27	1:01.46	1:00.59	1:00.44	1:00.49	1:00.71	1:00.67	59.61	1:02.64	1:00.55

24	John MARSHALL									
Lap	1	2	3	4	5	6	7	8	9	10
1	1:19.79	1:15.18	1:10.82	1:08.42	1:08.53	1:07.58	1:07.01	1:06.86	1:06.93	1:06.52

11 1:06.88 1:07.18

26 Richard FERGUSON

Lap	1	2	3	4	5	6	7	8	9	10
1	1:06.99	1:04.88	1:07.96	1:04.08	1:03.73	1:03.71	1:03.05	1:02.67	1:02.72	1:03.10
11	1:03.49	1:04.96	1:02.05							

26 David WORRALL

Lap	1	2	3	4	5	6	7	8	9	10
1	1:16.40	1:13.08	1:06.96	1:07.34	1:06.50	1:06.17	1:05.94	1:06.58	1:06.42	1:09.00
11	1:08.59	1:05.64								

32 Sean GOLDSMITH

Lap	1	2	3	4	5	6	7	8	9	10
1	1:11.72	1:05.42	1:03.32	1:03.64	1:01.98	1:02.90	1:02.99	1:02.55	1:01.83	1:01.38
11	1:05.49	1:02.65	1:01.86							

33 Wesley PEARCE

Lap	1	2	3	4	5	6	7	8	9	10
1	1:17.01	1:12.90	1:08.95	1:08.35	1:06.68	1:07.78	1:06.88	1:06.41	1:06.38	1:07.19
11	1:06.80	1:08.81								

34 Glen COXSHALL

Lap	1	2	3	4	5	6	7	8	9	10
1	1:04.41	1:02.55	1:01.96	1:01.37	1:01.72	1:03.61	1:01.47	1:00.60	1:01.79	1:01.90
11	1:01.27	1:02.52	1:01.40	1:01.13						

35 Paul STOKES

Lap	1	2	3	4	5	6	7	8	9	10
1	1:18.76	1:12.95	1:07.78	1:07.87	1:06.69					

42 Kevin SPENCE

Lap	1	2	3	4	5	6	7	8	9	10
1	1:07.04	1:07.25	1:08.50	1:07.35	1:05.41	1:05.62	1:04.45	1:03.66	1:05.42	1:03.89
11	1:03.86	1:03.50	1:05.37							

51 Paul WINFIELD

Lap	1	2	3	4	5	6	7	8	9	10
1	1:14.31	1:12.38	1:10.50	1:09.44	1:08.04	1:07.63	1:06.96	1:07.53	1:07.25	1:06.88
11	1:07.13									

58 Mike DRYDEN-HOLT

Lap	1	2	3	4	5	6	7	8	9	10
1	1:07.00	1:09.47	1:06.42							

79 Barry TYMMS

Lap	1	2	3	4	5	6	7	8	9	10
1	1:11.42	1:08.66	1:05.59	1:04.03	1:03.70	1:03.23	1:04.27	1:03.28	1:03.28	1:03.55
11	1:04.57	1:02.59	1:03.43							

91 Andrew FISHER


Lap	1	2	3	4	5	6	7	8	9	10
1	1:07.76	1:07.39	1:04.77	1:03.10	1:03.48	1:03.53	1:03.98	1:04.51	1:02.65	1:05.16
11	1:06.93	1:02.37	1:01.84							

NEW ERA RACE GRID

ALLCOMERS CHAMPIONSHIP - 80cc up to 690cc

RACE 1

ROW 6	24	23	51 01:06.880 WINFIELD 22	35 01:06.690 STOKES 21
ROW 5	24 01:06.520 MARSHALL 20	58 01:06.420 DRYDEN-HOLT 19	33 01:06.380 PEARCE 18	7 01:06.030 MARSHALL 17
ROW 4	26 01:05.640 WORRALL 16	42 01:03.500 SPENCE 15	1 01:03.280 MACHIN 14	5 01:02.950 HARRISON 13
ROW 3	9 01:02.710 STONEY 12	79 01:02.590 TYMMS 11	6 01:02.400 COOMBES 10	26 01:02.050 FERGUSON 9
ROW 2	91 01:01.840 FISHER 8	5 01:01.830 EVERITT 7	32 01:01.380 GOLDSMITH 6	4 01:01.100 EVERITT 5
ROW 1	34 01:00.600 COXSHALL 4	7 01:00.500 MACMILLAN 3	6 01:00.060 ROGERS 2	22 00:59.610 BILNEY 1
				POLE



NEW ERA RACE RESULTS

Mallory Park - Sunday 30th August 2009

Club Championships - Round 11

ALLCOMERS CHAMPIONSHIP - 80cc up to 690cc

RESULT - RACE 1

Pl	No	Cl	Name	Machine	Entrant/Sponsor	Laps	Time	Behind	MPH	Best Lap on	MPH	
1	22	F4	Keith BILNEY	Kawasaki 400	Eppingdene Automotive	10	10:05.23		82.68	59.45	3	84.17
2	6	250	Paul ROGERS	Honda 250		10	10:08.05	2.82	82.30	59.41	10	84.23
3	7	SM	Duncan MACMILLAN	KTM 660	Jim Aim Racing	10	10:14.88	9.65	81.38	1:00.32	6	82.96
4	34	SM	Glen COXSHALL	KTM 660	Race Engineering	10	10:15.16	9.93	81.34	1:00.24	6	83.07
5	5	SM	Mick EVERITT	KTM 660	Mick Everitt Ltd	10	10:17.53	12.30	81.03	1:00.23	6	83.08
6	26	125	Richard FERGUSON	Honda 125		10	10:17.60	12.37	81.02	59.96	5	83.46
7	6	SM	Garry COOMBES	Aprilia 550	Sparklight Racing	10	10:21.72	16.49	80.49	59.76	5	83.73
8	32	SM	Sean GOLDSMITH	KTM 650	Goldsmith Construction	10	10:23.52	18.29	80.25	1:00.66	4	82.49
9	1	H	Stuart MACHIN	Honda 600	Ron Machin	10	10:25.84	20.61	79.96	1:00.88	7	82.19
10	91	125	Andrew FISHER	Honda 125		10	10:33.17	27.94	79.03	1:01.46	4	81.42
11	5	CB N	Darryl HARRISON	Homda 500	Poole Racing	10	10:34.43	29.20	78.87	1:01.78	6	81.00
12	79	SV	Barry TYMMS	Suzuki 650		10	10:34.67	29.44	78.84	1:02.04	7	80.66
13	42	SM	Kevin SPENCE	Husaberge 650		10	10:37.70	32.47	78.47	1:02.20	5	80.45
14	58	FE	Mike DRYDEN-HOLT	Yamaha 347		10	10:57.95	52.72	76.05	1:04.03	2	78.15
15	26	F4	David WORRALL	Honda 400		10	10:58.69	53.46	75.97	1:04.15	2	78.00
16	7	SV	Peter MARSHALL	Suzuki 650	Elite & Performance Jags	10	10:58.92	53.69	75.94	1:03.67	7	78.59
17	33	F4	Wesley PEARCE	Yamaha 400		10	11:08.43	1:03.20	74.86	1:04.53	4	77.55
18	35	F4	Paul STOKES	Aprilia 250		9	10:07.65	1 Lap	74.12	1:05.33	9	76.60
19	51	CB N	Paul WINFIELD	Honda 500		9	10:15.39	1 Lap	73.18	1:06.38	2	75.38
20	24	CB	John MARSHALL	Honda 500	Elite & Performance Jags	9	10:17.78	1 Lap	72.90	1:06.59	2	75.15

Not-Classified

9	SM	Richard STONEY	KTM 660	Jalsh Ghar	7	7:11.68	DNF	81.14	1:00.52	5	82.68
---	----	----------------	---------	------------	---	---------	-----	-------	---------	---	-------

Fastest Lap

6	250	Paul ROGERS	Honda 250						59.41	10	84.23
22	F4	Keith BILNEY	Kawasaki 400	Eppingdene Automotive					59.45	3	84.17
6	SM	Garry COOMBES	Aprilia 550	Sparklight Racing					59.76	5	83.73
26	125	Richard FERGUSON	Honda 125						59.96	5	83.46
1	H	Stuart MACHIN	Honda 600	Ron Machin					1:00.88	7	82.19
5	CB N	Darryl HARRISON	Homda 500	Poole Racing					1:01.78	6	81.00
79	SV	Barry TYMMS	Suzuki 650						1:02.04	7	80.66
58	FE	Mike DRYDEN-HOLT	Yamaha 347						1:04.03	2	78.15

Start Time : 12:01

30 Aug 09 12:15

Clerk of Course :

Time Issued :

Chief Timekeeper : Anthony Smith

THESE RESULTS REMAIN PROVISIONAL FOR A MINIMUM OF 30 MINUTES FROM THE TIME OF ISSUE

HS Sports Timing and Results Systems - Results and Lap Times at www.hssports.co.uk

ALLCOMERS CHAMPIONSHIP - 80cc up to 690cc

LAP TIMES - RACE 1

1	Stuart MACHIN										
Lap	1	2	3	4	5	6	7	8	9	10	
1	1:10.56	1:02.19	1:02.19	1:01.54	1:00.94	1:01.10	1:00.88	1:02.40	1:02.15	1:01.89	
5	Darryl HARRISON										
Lap	1	2	3	4	5	6	7	8	9	10	
1	1:12.20	1:02.89	1:02.36	1:02.21	1:02.08	1:01.78	1:02.26	1:03.78	1:02.57	1:02.30	
5	Mick EVERITT										
Lap	1	2	3	4	5	6	7	8	9	10	
1	1:09.25	1:00.74	1:00.60	1:00.89	1:00.43	1:00.23	1:00.42	1:01.88	1:00.94	1:02.15	
6	Paul ROGERS										
Lap	1	2	3	4	5	6	7	8	9	10	
1	1:07.36	1:00.42	1:00.78	59.88	59.66	59.67	59.49	59.91	1:01.47	59.41	
6	Garry COOMBES										
Lap	1	2	3	4	5	6	7	8	9	10	
1	1:08.73	1:01.60	1:02.62	1:00.21	59.76	1:03.15	1:00.14	1:02.87	1:01.50	1:01.14	
7	Duncan MACMILLAN										
Lap	1	2	3	4	5	6	7	8	9	10	
1	1:05.95	1:01.15	1:01.18	1:01.18	1:00.56	1:00.32	1:00.66	1:02.06	1:00.80	1:01.02	
7	Peter MARSHALL										
Lap	1	2	3	4	5	6	7	8	9	10	
1	1:14.85	1:06.28	1:05.68	1:05.53	1:04.43	1:04.44	1:03.67	1:05.09	1:04.91	1:04.04	
9	Richard STONEY										
Lap	1	2	3	4	5	6	7	8	9	10	
1	1:06.22	1:01.07	1:01.20	1:01.14	1:00.52	1:00.53	1:01.00				
22	Keith BILNEY										
Lap	1	2	3	4	5	6	7	8	9	10	
1	1:03.55	1:00.03	59.45	59.73	59.60	1:00.95	1:00.47	1:00.54	1:01.14	59.77	
24	John MARSHALL										
Lap	1	2	3	4	5	6	7	8	9	10	
1	1:16.17	1:06.59	1:06.85	1:06.78	1:06.85	1:07.87	1:07.77	1:10.32	1:08.58		
26	Richard FERGUSON										
Lap	1	2	3	4	5	6	7	8	9	10	
1	1:08.48	1:00.73	1:00.79	1:01.26	59.96	1:00.34	1:00.58	1:01.93	1:00.41	1:03.12	
26	David WORRALL										
Lap	1	2	3	4	5	6	7	8	9	10	
1	1:13.26	1:04.15	1:04.38	1:05.10	1:05.23	1:04.47	1:04.42	1:07.53	1:05.20	1:04.95	
32	Sean GOLDSMITH										
Lap	1	2	3	4	5	6	7	8	9	10	
1	1:08.46	1:01.32	1:00.76	1:00.66	1:01.47	1:01.68	1:01.61	1:03.94	1:01.61	1:02.01	

33	Wesley PEARCE										
	Lap	1	2	3	4	5	6	7	8	9	10
	1	1:16.94	1:06.30	1:05.73	1:04.53	1:04.53	1:05.37	1:04.81	1:07.93	1:05.84	1:06.45
34	Glen COXSHALL										
	Lap	1	2	3	4	5	6	7	8	9	10
	1	1:06.84	1:01.89	1:00.53	1:00.90	1:00.28	1:00.24	1:00.57	1:01.81	1:00.91	1:01.19
35	Paul STOKES										
	Lap	1	2	3	4	5	6	7	8	9	10
	1	1:17.66	1:06.41	1:06.04	1:06.72	1:06.85	1:06.58	1:05.67	1:06.39	1:05.33	
42	Kevin SPENCE										
	Lap	1	2	3	4	5	6	7	8	9	10
	1	1:11.03	1:02.85	1:02.94	1:02.92	1:02.20	1:02.77	1:02.76	1:03.66	1:03.32	1:03.25
51	Paul WINFIELD										
	Lap	1	2	3	4	5	6	7	8	9	10
	1	1:15.75	1:06.38	1:06.61	1:07.17	1:06.88	1:07.02	1:09.52	1:09.31	1:06.75	
58	Mike DRYDEN-HOLT										
	Lap	1	2	3	4	5	6	7	8	9	10
	1	1:12.84	1:04.03	1:04.39	1:05.02	1:04.95	1:06.74	1:04.21	1:05.26	1:05.70	1:04.81
79	Barry TYMMS										
	Lap	1	2	3	4	5	6	7	8	9	10
	1	1:10.01	1:02.50	1:03.31	1:03.44	1:02.19	1:02.35	1:02.04	1:03.58	1:02.84	1:02.41
91	Andrew FISHER										
	Lap	1	2	3	4	5	6	7	8	9	10
	1	1:12.32	1:02.37	1:01.58	1:01.46	1:01.57	1:02.37	1:02.31	1:04.09	1:02.63	1:02.47

Lap Chart

ALLCOMERS CHAMPIONSHIP - 80cc up to 690cc - RACE 1

Lap 1		Lap 2		Lap 3		Lap 4		Lap 5		Lap 6		Lap 7		Lap 8		Lap 9		Lap 10	
No	Time	No	Time	No	Time	No	Time	No	Time	No	Time	No	Time	No	Time	No	Time	No	Time
22	1:03.55	22	2:03.58	22	3:03.03	22	4:02.76	22	5:02.36	22	6:03.31	22	7:03.78	22	8:04.32	22	9:05.46	22	10:05.23
7	1:05.95	7	2:07.10	7	3:08.28	6	4:08.44	6	5:08.10	6	6:07.77	6	7:07.26	6	8:07.17	6	9:08.64	35	10:07.65 *1
9	1:06.22	9	2:07.29	9	3:08.49	7	4:09.46	7	5:10.02	7	6:10.34	7	7:11.00	34	8:13.06	51	9:08.64 *1	6	10:08.05
34	1:06.84	6	2:07.78	6	3:08.56	9	4:09.63	9	5:10.15	34	6:10.68	34	7:11.25	7	8:13.06	24	9:09.20 *1	7	10:14.88
6	1:07.36	34	2:08.73	34	3:09.26	34	4:10.16	34	5:10.44	9	6:10.68	9	7:11.68	26	8:14.07	7	9:13.86	34	10:15.16
32	1:08.46	26	2:09.21	26	3:10.00	32	4:11.20	26	5:11.22	26	6:11.56	26	7:12.14	5	8:14.44	34	9:13.97	51	10:15.39 *1
26	1:08.48	32	2:09.78	32	3:10.54	26	4:11.26	5	5:11.91	5	6:12.14	5	7:12.56	6	8:19.08	26	9:14.48	5	10:17.53
6	1:08.73	5	2:09.99	5	3:10.59	5	4:11.48	32	5:12.67	32	6:14.35	32	7:15.96	32	8:19.90	5	9:15.38	26	10:17.60
5	1:09.25	6	2:10.33	6	3:12.95	6	4:13.16	6	5:12.92	6	6:16.07	6	7:16.21	1	8:21.80	6	9:20.58	24	10:17.78 *1
79	1:10.01	79	2:12.51	1	3:14.94	1	4:16.48	1	5:17.42	1	6:18.52	1	7:19.40	91	8:28.07	32	9:21.51	6	10:21.72
1	1:10.56	1	2:12.75	79	3:15.82	91	4:17.73	91	5:19.30	91	6:21.67	91	7:23.98	79	8:29.42	1	9:23.95	32	10:23.52
42	1:11.03	42	2:13.88	91	3:16.27	79	4:19.26	79	5:21.45	5	6:23.52	5	7:25.78	5	8:29.56	91	9:30.70	1	10:25.84
5	1:12.20	91	2:14.69	42	3:16.82	5	4:19.66	5	5:21.74	79	6:23.80	79	7:25.84	42	8:31.13	5	9:32.13	91	10:33.17
91	1:12.32	5	2:15.09	5	3:17.45	42	4:19.74	42	5:21.94	42	6:24.71	42	7:27.47	58	8:47.44	79	9:32.26	5	10:34.43
58	1:12.84	58	2:16.87	58	3:21.26	58	4:26.28	58	5:31.23	26	6:36.59	26	7:41.01	26	8:48.54	42	9:34.45	79	10:34.67
26	1:13.26	26	2:17.41	26	3:21.79	26	4:26.89	26	5:32.12	58	6:37.97	58	7:42.18	7	8:49.97	58	9:53.14	42	10:37.70
7	1:14.85	7	2:21.13	7	3:26.81	7	4:32.34	7	5:36.77	7	6:41.21	7	7:44.88	33	8:56.14	26	9:53.74	58	10:57.95
51	1:15.75	51	2:22.13	51	3:28.74	33	4:33.50	33	5:38.03	33	6:43.40	33	7:48.21	35	9:02.32	7	9:54.88	26	10:58.69
24	1:16.17	24	2:22.76	33	3:28.97	51	4:35.91	51	5:42.79	51	6:49.81	35	7:55.93			33	10:01.98	7	10:58.92
33	1:16.94	33	2:23.24	24	3:29.61	24	4:36.39	24	5:43.24	35	6:50.26	24	7:58.88					33	11:08.43
35	1:17.66	35	2:24.07	35	3:30.11	35	4:36.83	35	5:43.68	24	6:51.11	51	7:59.33						

NEW ERA RACE RESULTS

ALLCOMERS CHAMPIONSHIP

Formula 600 up to 1300cc

RESULTS BY



HS Sports Ltd
Unit 5, Radnor Park Industrial Estate
Congleton, Cheshire CW12 4XN
Tel. +44 (0)1260 275708
Fax +44 (0)1260 278352
www.hssports.co.uk

NEW ERA RACE RESULTS

Mallory Park - Sunday 30th August 2009

Club Championships - Round 11

ALLCOMERS CHAMPIONSHIP - Formula 600 up to 1300cc

TIMED PRACTICE

Pl	No	Cl	Name	Machine	Entrant/Sponsor	Laps	Time on Lap	Behind	MPH	
1	28	PB	Phil BROOKS	Yamaha 1000		8	55.91	8	89.50	
2	71	F6 N	Jody LEES	Yamaha 600		13	56.80	9	00.89	88.10
3	14	SS	Mark NEWLAND	Yamaha 600		13	56.85	9	00.94	88.02
4	37	F6	Ben PHILLIPS	Yamaha 600		5	56.86	3	00.95	88.01
5	26	F6	Dean HARRISON	Honda 600		15	56.98	14	01.07	87.82
6	50	F6	David JACKSON	Honda 600	JC Garages	15	57.36	13	01.45	87.24
7	15	ST N	Andy BLACKMAN	Aprilia 1000	Mr & Mrs Blackman	15	58.17	6	02.26	86.02
8	29	F6 N	Dave SELLERS	Kawasaki 600		14	58.35	11	02.44	85.76
9	72	SS N	Andrew HOLLAND	Yamaha 600	Midland VW	11	58.50	10	02.59	85.54
10	67	PB	Ian McSEVENEY	Kawasaki 1000		9	58.69	4	02.78	85.26
11	39	PB	Sean HAYES	Suzuki 1000	Circuit Based Training	13	58.87	10	02.96	85.00
12	21	ST	Dan CRUICKSHANK	Ducati 1098		5	59.09	4	03.18	84.68
13	113	PB N	Gordon SCOTT	Suzuki 1000		9	59.19	6	03.28	84.54
14	18	PI	Philip SMITH	Kawasaki 600		11	59.30	10	03.39	84.38
15	47	ST	Les LINEY	Ducati 998	Les Liney Autos	14	59.55	12	03.64	84.03
16	10	ST	Tom WARNER	Ducati 1098		13	59.84	4	03.93	83.62
17	56	F6	Roger SLATER	Yamaha 600		3	59.85	3	03.94	83.61
18	62	ST	Sam WEST	Ducati 1098	Water Lane Clinic	14	59.86	14	03.95	83.60
19	35	PS	Jason BREWSTER	Suzuki 750		7	59.99	5	04.08	83.41
20	121	PB	Steve ATKINS	Suzuki 1000		7	1:00.06	7	04.15	83.32
21	90	F6 N	Mark WOOD	Yamaha 600		8	1:00.31	5	04.40	82.97
22	35	ST	San SMEETON	Honda 1000		13	1:01.24	12	05.33	81.71
23	13	PB	Dave CHARRETT	Suzuki 1000		9	1:01.36	6	05.45	81.55
24	135	ST	John GOULDING	Aprilia 990		14	1:01.45	9	05.54	81.43
25	20	F6	David COOK	Honda 600		8	1:01.85	5	05.94	80.91
26	40	PB	Malcolm BATE	Suzuki 1000		5	1:01.95	5	06.04	80.77
27	66	PB	Alex MORRIS	Kawasaki 1000		9	1:02.24	4	06.33	80.40
28	5	ST	Martin BLACK	Honda 999	C2C 2000	8	1:02.49	8	06.58	80.08
29	118	ST	Sandra HARMAN	Honda 1000	Slough Turf / JMB Horsepower	8	1:02.88	7	06.97	79.58
30	89	PB N	John BOAKYE	Kawasaki 1000		9	1:03.35	7	07.44	78.99
31	133	SS	Richard HARRIS	Suzuki 600		13	1:03.42	13	07.51	78.90
32	4	PB N	Nick GROBLER	Yamaha 1000		13	1:04.12	11	08.21	78.04

Start Time : 09:49

30 Aug 09 10:05

Clerk of Course :

Time Issued :

Chief Timekeeper : Anthony Smith

THESE RESULTS REMAIN PROVISIONAL FOR A MINIMUM OF 30 MINUTES FROM THE TIME OF ISSUE

HS Sports Timing and Results Systems - Results and Lap Times at www.hssports.co.uk

ALLCOMERS CHAMPIONSHIP - Formula 600 up to 1300cc

LAP TIMES - TIMED PRACTICE

4 Nick GROBLER

Lap	1	2	3	4	5	6	7	8	9	10
1	1:09.83	1:08.87	1:07.44	1:07.63	1:09.43	1:05.65	1:04.26	1:04.38	1:04.65	1:05.17
11	1:04.12	1:05.73	1:05.94							

5 Martin BLACK

Lap	1	2	3	4	5	6	7	8	9	10
1	1:06.58	1:04.30	1:05.64	1:04.05	1:06.06	1:03.53	1:02.68	1:02.49		

10 Tom WARNER

Lap	1	2	3	4	5	6	7	8	9	10
1	1:02.39	1:01.21	59.85	59.84	1:01.03	1:02.51	1:01.72	1:00.73	1:02.78	1:00.19
11	59.97	1:00.40	1:00.60							

13 Dave CHARRETT

Lap	1	2	3	4	5	6	7	8	9	10
1	1:06.29	1:03.87	1:02.05	1:03.51	1:03.26	1:01.36	1:01.85	1:01.70	1:02.22	

14 Mark NEWLAND

Lap	1	2	3	4	5	6	7	8	9	10
1	59.10	57.35	59.53	58.26	1:00.48	58.67	58.60	57.97	56.85	58.28
11	57.58	56.86	57.42							

15 Andy BLACKMAN

Lap	1	2	3	4	5	6	7	8	9	10
1	1:02.08	1:00.28	59.22	59.65	1:00.15	58.17	59.33	59.30	59.66	58.75
11	58.51	58.37	58.72	59.60	58.87					

18 Philip SMITH

Lap	1	2	3	4	5	6	7	8	9	10
1	1:07.25	3:56.21	1:01.70	1:00.33	59.62	59.64	59.92	59.66	59.48	59.30
11	1:00.22									

20 David COOK

Lap	1	2	3	4	5	6	7	8	9	10
1	1:07.57	1:04.06	1:03.29	1:02.30	1:01.85	1:03.64	1:04.52	1:04.04		

21 Dan CRUICKSHANK

Lap	1	2	3	4	5	6	7	8	9	10
1	1:02.51	1:02.50	1:01.35	59.09	59.67					

26 Dean HARRISON

Lap	1	2	3	4	5	6	7	8	9	10
1	1:02.85	59.84	59.49	1:00.66	58.51	58.31	1:00.74	59.03	59.79	58.76
11	58.53	58.32	57.64	56.98	1:00.38					

28 Phil BROOKS

Lap	1	2	3	4	5	6	7	8	9	10
1	58.95	57.52	59.00	58.68	56.26	56.25	58.08	55.91		

29	Dave SELLERS									
Lap	1	2	3	4	5	6	7	8	9	10
1	1:03.95	1:06.12	1:04.44	1:01.22	1:00.85	59.70	1:06.58	1:00.24	59.43	58.97
11	58.35	59.51	59.55	59.65						
35	Jason BREWSTER									
Lap	1	2	3	4	5	6	7	8	9	10
1	1:01.90	1:02.04	1:01.48	1:00.40	59.99	1:00.70	1:00.13			
35	San SMEETON									
Lap	1	2	3	4	5	6	7	8	9	10
1	1:08.21	1:08.39	1:07.82	1:08.88	1:06.79	1:04.52	1:04.59	1:02.14	1:02.52	1:02.82
11	1:02.04	1:01.24	1:05.75							
37	Ben PHILLIPS									
Lap	1	2	3	4	5	6	7	8	9	10
1	56.95	58.56	56.86	57.98	1:02.67					
39	Sean HAYES									
Lap	1	2	3	4	5	6	7	8	9	10
1	1:07.38	1:03.84	1:02.95	1:01.25	1:05.51	1:00.70	1:00.94	1:00.99	1:02.03	58.87
11	59.65	59.58	59.32							
40	Malcolm BATE									
Lap	1	2	3	4	5	6	7	8	9	10
1	1:06.13	1:03.59	1:03.48	1:02.65	1:01.95					
47	Les LINEY									
Lap	1	2	3	4	5	6	7	8	9	10
1	1:03.23	1:01.10	1:00.50	1:05.08	1:03.62	1:00.04	1:00.15	1:00.06	59.80	59.65
11	59.70	59.55	1:00.05	1:02.04						
50	David JACKSON									
Lap	1	2	3	4	5	6	7	8	9	10
1	58.26	58.21	57.73	58.69	59.91	1:01.38	58.23	58.78	57.82	57.62
11	57.44	57.82	57.36	57.88	58.08					
56	Roger SLATER									
Lap	1	2	3	4	5	6	7	8	9	10
1	1:01.98	1:00.45	59.85							
62	Sam WEST									
Lap	1	2	3	4	5	6	7	8	9	10
1	1:09.84	1:04.64	1:07.00	1:02.23	1:01.78	1:00.76	1:00.54	1:00.40	1:01.05	1:00.55
11	1:00.74	1:00.65	59.89	59.86						
66	Alex MORRIS									
Lap	1	2	3	4	5	6	7	8	9	10
1	1:03.33	1:04.47	1:02.92	1:02.24	1:02.41	1:02.97	1:02.80	1:03.54	1:03.73	
67	Ian McSEVENEY									
Lap	1	2	3	4	5	6	7	8	9	10
1	1:01.15	1:02.12	59.23	58.69	59.74	59.68	1:00.38	59.93	58.84	
71	Jody LEES									
Lap	1	2	3	4	5	6	7	8	9	10

1	57.43	57.21	57.39	1:02.35	59.62	1:00.86	59.73	58.43	56.80	59.39
11	58.73	57.39	58.47							

72 Andrew HOLLAND

Lap	1	2	3	4	5	6	7	8	9	10
1	1:01.98	1:00.75	1:01.32	1:01.05	59.15	1:00.59	1:02.63	1:01.35	1:00.59	58.50
11	58.95									

89 John BOAKYE

Lap	1	2	3	4	5	6	7	8	9	10
1	1:09.71	1:07.29	1:06.36	1:05.02	1:04.35	1:03.52	1:03.35	1:04.23	1:04.72	

90 Mark WOOD

Lap	1	2	3	4	5	6	7	8	9	10
1	1:02.16	1:02.43	1:02.75	1:00.32	1:00.31	1:01.05	1:01.49	1:01.71		

113 Gordon SCOTT

Lap	1	2	3	4	5	6	7	8	9	10
1	1:02.20	1:02.35	1:01.65	59.22	59.95	59.19	1:00.85	1:01.41	59.78	

118 Sandra HARMAN

Lap	1	2	3	4	5	6	7	8	9	10
1	1:04.53	1:04.76	1:04.93	1:04.75	1:05.78	1:04.38	1:02.88	1:03.29		

121 Steve ATKINS

Lap	1	2	3	4	5	6	7	8	9	10
1	1:03.49	1:02.83	1:03.86	1:05.01	1:01.15	1:01.87	1:00.06			

133 Richard HARRIS

Lap	1	2	3	4	5	6	7	8	9	10
1	1:12.58	1:08.82	1:07.65	1:05.83	1:09.79	1:05.05	1:04.12	1:03.97	1:04.71	1:04.94
11	1:04.31	1:05.49	1:03.42							

135 John GOULDING

Lap	1	2	3	4	5	6	7	8	9	10
1	1:05.21	1:03.12	1:03.57	1:02.63	1:02.31	1:04.54	1:03.70	1:03.46	1:01.45	1:03.76
11	1:02.07	1:02.62	1:02.82	1:03.12						

NEW ERA RACE GRID

ALLCOMERS CHAMPIONSHIP - Formula 600 up to 1300cc

RACE 2

ROW 8	4 01:04.120 GROBLER 32	133 01:03.420 HARRIS 31	89 01:03.350 BOAKYE 30	118 01:02.880 HARMAN 29
ROW 7	5 01:02.490 BLACK 28	66 01:02.240 MORRIS 27	40 01:01.950 BATE 26	20 01:01.850 COOK 25
ROW 6	135 01:01.450 GOULDING 24	13 01:01.360 CHARRETT 23	35 01:01.240 SMEETON 22	90 01:00.310 WOOD 21
ROW 5	121 01:00.060 ATKINS 20	35 00:59.990 BREWSTER 19	62 00:59.860 WEST 18	56 00:59.850 SLATER 17
ROW 4	10 00:59.840 WARNER 16	47 00:59.550 LINEY 15	18 00:59.300 SMITH 14	113 00:59.190 SCOTT 13
ROW 3	21 00:59.090 CRUICKSHANK 12	39 00:58.870 HAYES 11	67 00:58.690 MCSEVENY 10	72 00:58.500 HOLLAND 9
ROW 2	29 00:58.350 SELLERS 8	15 00:58.170 BLACKMAN 7	50 00:57.360 JACKSON 6	26 00:56.980 HARRISON 5
ROW 1	37 00:56.860 PHILLIPS 4	14 00:56.850 NEWLAND 3	71 00:56.800 LEES 2	28 00:55.910 BROOKS 1
				POLE

NEW ERA RACE RESULTS

Mallory Park - Sunday 30th August 2009

Club Championships - Round 11

ALLCOMERS CHAMPIONSHIP - Formula 600 up to 1300cc

RESULT - RACE 2

PI	No	Cl	Name	Machine	Entrant/Sponsor	Laps	Time	Behind	MPH	Best Lap on	MPH	
1	28	PB	Phil BROOKS	Yamaha 1000		10	9:21.32		89.15	55.02	8	90.95
2	71	F6	N Jody LEES	Yamaha 600		10	9:25.66	4.34	88.46	55.58	4	90.03
3	14	SS	Mark NEWLAND	Yamaha 600		10	9:30.14	8.82	87.77	56.02	6	89.33
4	50	F6	David JACKSON	Honda 600	JC Garages	10	9:31.14	9.82	87.61	56.13	3	89.15
5	26	F6	Dean HARRISON	Honda 600		10	9:37.33	16.01	86.67	56.44	8	88.66
6	29	F6	N Dave SELLERS	Kawasaki 600		10	9:46.08	24.76	85.38	57.39	3	87.19
7	15	ST	N Andy BLACKMAN	Aprilia 1000	Mr & Mrs Blackman	10	9:50.96	29.64	84.68	57.97	9	86.32
8	39	PB	Sean HAYES	Suzuki 1000	Circuit Based Training	10	9:58.00	36.68	83.68	58.37	3	85.73
9	113	PB	N Gordon SCOTT	Suzuki 1000		10	10:00.39	39.07	83.35	58.28	8	85.86
10	35	PS	Jason BREWSTER	Suzuki 750		10	10:02.25	40.93	83.09	58.49	3	85.55
11	18	PI	Philip SMITH	Kawasaki 600		10	10:03.99	42.67	82.85	59.24	3	84.47
12	121	PB	Steve ATKINS	Suzuki 1000		10	10:04.12	42.80	82.83	58.90	6	84.96
13	13	PB	Dave CHARRETT	Suzuki 1000		10	10:06.94	45.62	82.45	58.95	10	84.89
14	149	PB	N Stephen GIBSON	Yamaha 1000		10	10:11.83	50.51	81.79	59.30	4	84.38
15	40	PB	Malcolm BATE	Suzuki 1000		10	10:14.36	53.04	81.45	58.00	6	86.28
16	35	ST	San SMEETON	Honda 1000		10	10:16.79	55.47	81.13	59.52	3	84.07
17	90	F6	N Mark WOOD	Yamaha 600		10	10:20.17	58.85	80.69	1:00.69	8	82.45
18	20	F6	David COOK	Honda 600		10	10:22.20	1:00.88	80.42	1:00.28	9	83.01
19	135	ST	John GOULDING	Aprilia 990		9	9:23.65	1 Lap	79.90	1:00.53	6	82.67
20	89	PB	N John BOAKYE	Kawasaki 1000		9	9:27.32	1 Lap	79.38	1:01.46	5	81.42
21	133	SS	Richard HARRIS	Suzuki 600		9	9:27.84	1 Lap	79.31	1:00.95	4	82.10
22	4	PB	N Nick GROBLER	Yamaha 1000		9	9:50.72	1 Lap	76.24	1:03.86	2	78.36

Not-Classified

118	ST	Sandra HARMAN	Honda 1000	Slough Turf / JMB Horsepo	4	4:19.80	DNF	77.04	1:01.67	3	81.14
-----	----	---------------	------------	---------------------------	---	---------	-----	-------	---------	---	-------

Fastest Lap

28	PB	Phil BROOKS	Yamaha 1000						55.02	8	90.95
71	F6	N Jody LEES	Yamaha 600						55.58	4	90.03
14	SS	Mark NEWLAND	Yamaha 600						56.02	6	89.33
15	ST	N Andy BLACKMAN	Aprilia 1000	Mr & Mrs Blackman					57.97	9	86.32
35	PS	Jason BREWSTER	Suzuki 750						58.49	3	85.55
18	PI	Philip SMITH	Kawasaki 600						59.24	3	84.47

No. 40 - Time includes a 10 second jump start penalty

Start Time : 12:21

30 Aug 09 12:33

Clerk of Course :

Time Issued :

Chief Timekeeper : Anthony Smith

THESE RESULTS REMAIN PROVISIONAL FOR A MINIMUM OF 30 MINUTES FROM THE TIME OF ISSUE

HS Sports Timing and Results Systems - Results and Lap Times at www.hssports.co.uk

ALLCOMERS CHAMPIONSHIP - Formula 600 up to 1300cc

LAP TIMES - RACE 2

4 Nick GROBLER

Lap	1	2	3	4	5	6	7	8	9	10
1	1:14.77	1:03.86	1:03.98	1:04.26	1:04.83	1:04.16	1:04.69	1:04.77	1:05.40	

13 Dave CHARRETT

Lap	1	2	3	4	5	6	7	8	9	10
1	1:10.45	1:00.96	59.54	1:00.36	59.64	59.43	59.49	59.01	59.11	58.95

14 Mark NEWLAND

Lap	1	2	3	4	5	6	7	8	9	10
1	1:02.71	56.25	56.88	56.75	56.03	56.02	56.90	56.22	56.21	56.17

15 Andy BLACKMAN

Lap	1	2	3	4	5	6	7	8	9	10
1	1:04.41	58.79	59.00	59.09	58.39	58.29	58.39	58.17	57.97	58.46

18 Philip SMITH

Lap	1	2	3	4	5	6	7	8	9	10
1	1:07.21	59.32	59.24	1:00.35	59.76	59.29	59.98	59.85	59.42	59.57

20 David COOK

Lap	1	2	3	4	5	6	7	8	9	10
1	1:11.75	1:01.40	1:01.07	1:00.58	1:00.62	1:01.36	1:02.01	1:01.52	1:00.28	1:01.61

26 Dean HARRISON

Lap	1	2	3	4	5	6	7	8	9	10
1	1:03.73	57.27	57.19	57.37	57.44	56.97	57.12	56.44	56.88	56.92

28 Phil BROOKS

Lap	1	2	3	4	5	6	7	8	9	10
1	1:02.15	55.20	55.55	55.51	55.17	55.19	55.85	55.02	55.96	55.72

29 Dave SELLERS

Lap	1	2	3	4	5	6	7	8	9	10
1	1:05.47	57.86	57.39	57.42	57.57	57.87	57.61	58.40	58.20	58.29

35 Jason BREWSTER

Lap	1	2	3	4	5	6	7	8	9	10
1	1:05.25	58.84	58.49	59.52	59.40	59.18	1:00.14	59.69	1:00.25	1:01.49

35 San SMEETON

Lap	1	2	3	4	5	6	7	8	9	10
1	1:08.22	59.54	59.52	1:00.89	1:00.84	1:01.20	1:02.51	1:00.71	1:01.85	1:01.51

39 Sean HAYES

Lap	1	2	3	4	5	6	7	8	9	10
1	1:06.25	58.99	58.37	1:00.32	59.13	58.64	59.25	58.57	58.61	59.87

40 Malcolm BATE

Lap	1	2	3	4	5	6	7	8	9	10
1	1:06.38	59.39	58.12	1:04.67	1:00.35	58.00	58.78	59.85	59.62	59.20

50	David JACKSON									
Lap	1	2	3	4	5	6	7	8	9	10
1	1:02.36	56.29	56.13	56.53	56.75	56.20	56.81	56.33	56.95	56.79
71	Jody LEES									
Lap	1	2	3	4	5	6	7	8	9	10
1	1:01.05	55.90	55.63	55.58	56.32	55.63	55.62	55.70	56.06	58.17
89	John BOAKYE									
Lap	1	2	3	4	5	6	7	8	9	10
1	1:12.05	1:02.90	1:01.76	1:01.67	1:01.46	1:01.58	1:02.12	1:01.64	1:02.14	
90	Mark WOOD									
Lap	1	2	3	4	5	6	7	8	9	10
1	1:09.79	1:00.96	1:01.48	1:01.35	1:01.02	1:01.10	1:01.39	1:00.69	1:00.77	1:01.62
113	Gordon SCOTT									
Lap	1	2	3	4	5	6	7	8	9	10
1	1:07.84	59.56	58.64	1:00.42	59.80	59.32	58.52	58.28	58.44	59.57
118	Sandra HARMAN									
Lap	1	2	3	4	5	6	7	8	9	10
1	1:13.37	1:02.35	1:01.67	1:02.41						
121	Steve ATKINS									
Lap	1	2	3	4	5	6	7	8	9	10
1	1:08.68	59.73	59.11	1:00.11	59.66	58.90	59.35	59.56	59.57	59.45
133	Richard HARRIS									
Lap	1	2	3	4	5	6	7	8	9	10
1	1:14.01	1:03.54	1:01.63	1:00.95	1:01.95	1:01.41	1:01.04	1:01.36	1:01.95	
135	John GOULDING									
Lap	1	2	3	4	5	6	7	8	9	10
1	1:11.66	1:02.81	1:01.69	1:01.31	1:01.02	1:00.53	1:01.27	1:01.14	1:02.22	
149	Stephen GIBSON									
Lap	1	2	3	4	5	6	7	8	9	10
1	1:11.45	1:00.48	1:00.39	59.30	1:00.17	59.79	1:00.24	59.79	59.91	1:00.31

Lap Chart

ALLCOMERS CHAMPIONSHIP - Formula 600 up to 1300cc - RACE 2

Lap 1		Lap 2		Lap 3		Lap 4		Lap 5		Lap 6		Lap 7		Lap 8		Lap 9		Lap 10	
No	Time	No	Time	No	Time	No	Time	No	Time	No	Time	No	Time	No	Time	No	Time	No	Time
71	1:01.05	71	1:56.95	71	2:52.58	71	3:48.16	28	4:43.58	28	5:38.77	28	6:34.62	28	7:29.64	28	8:25.60	28	9:21.32
28	1:02.15	28	1:57.35	28	2:52.90	28	3:48.41	71	4:44.48	71	5:40.11	71	6:35.73	71	7:31.43	133	8:25.89 *1	135	9:23.65 *1
50	1:02.36	50	1:58.65	50	2:54.78	50	3:51.31	50	4:48.06	50	5:44.26	4	6:35.86 *1	50	7:37.40	71	8:27.49	71	9:25.66
14	1:02.71	14	1:58.96	14	2:55.84	14	3:52.59	14	4:48.62	14	5:44.64	50	6:41.07	14	7:37.76	14	8:33.97	89	9:27.32 *1
26	1:03.73	26	2:01.00	26	2:58.19	26	3:55.56	26	4:53.00	26	5:49.97	14	6:41.54	4	7:40.55 *1	50	8:34.35	133	9:27.84 *1
15	1:04.41	15	2:03.20	29	3:00.72	29	3:58.14	29	4:55.71	29	5:53.58	26	6:47.09	26	7:43.53	26	8:40.41	14	9:30.14
35	1:05.25	29	2:03.33	15	3:02.20	15	4:01.29	15	4:59.68	15	5:57.97	29	6:51.19	29	7:49.59	4	8:45.32 *1	50	9:31.14
29	1:05.47	35	2:04.09	35	3:02.58	35	4:02.10	35	5:01.50	35	6:00.68	15	6:56.36	15	7:54.53	29	8:47.79	26	9:37.33
39	1:06.25	39	2:05.24	39	3:03.61	39	4:03.93	39	5:03.06	39	6:01.70	35	7:00.82	39	7:59.52	15	8:52.50	29	9:46.08
40	1:06.38	40	2:05.77	40	3:03.89	18	4:06.12	18	5:05.88	18	6:05.17	39	7:00.95	35	8:00.51	39	8:58.13	4	9:50.72 *1
18	1:07.21	18	2:06.53	18	3:05.77	113	4:06.46	113	5:06.26	113	6:05.58	113	7:04.10	113	8:02.38	35	9:00.76	15	9:50.96
113	1:07.84	113	2:07.40	113	3:06.04	121	4:07.63	121	5:07.29	121	6:06.19	18	7:05.15	18	8:05.00	113	9:00.82	39	9:58.00
35	1:08.22	35	2:07.76	35	3:07.28	35	4:08.17	40	5:08.91	40	6:06.91	121	7:05.54	121	8:05.10	18	9:04.42	113	10:00.39
121	1:08.68	121	2:08.41	121	3:07.52	40	4:08.56	35	5:09.01	35	6:10.21	40	7:05.69	40	8:05.54	121	9:04.67	35	10:02.25
90	1:09.79	90	2:10.75	13	3:10.95	13	4:11.31	13	5:10.95	13	6:10.38	13	7:09.87	13	8:08.88	40	9:05.16	18	10:03.99
13	1:10.45	13	2:11.41	90	3:12.23	149	4:11.62	149	5:11.79	149	6:11.58	149	7:11.82	149	8:11.61	13	9:07.99	121	10:04.12
149	1:11.45	149	2:11.93	149	3:12.32	90	4:13.58	90	5:14.60	90	6:15.70	35	7:12.72	35	8:13.43	149	9:11.52	13	10:06.94
135	1:11.66	20	2:13.15	20	3:14.22	20	4:14.80	20	5:15.42	20	6:16.78	90	7:17.09	90	8:17.78	35	9:15.28	149	10:11.83
20	1:11.75	135	2:14.47	135	3:16.16	135	4:17.47	135	5:18.49	135	6:19.02	20	7:18.79	20	8:20.31	90	9:18.55	40	10:14.36
89	1:12.05	89	2:14.95	89	3:16.71	89	4:18.38	89	5:19.84	89	6:21.42	135	7:20.29	135	8:21.43	20	9:20.59	35	10:16.79
118	1:13.37	118	2:15.72	118	3:17.39	118	4:19.80	133	5:22.08	133	6:23.49	89	7:23.54	89	8:25.18			90	10:20.17
133	1:14.01	133	2:17.55	133	3:19.18	133	4:20.13	4	5:31.70			133	7:24.53					20	10:22.20
4	1:14.77	4	2:18.63	4	3:22.61	4	4:26.87												

NEW ERA RACE RESULTS

125cc & 250cc GRAND PRIX

=====

CB500 & HORNETS

=====

FORMULA 400 & FORGOTTEN ERA

RESULTS BY



HS Sports Ltd
Unit 5, Radnor Park Industrial Estate
Congleton, Cheshire CW12 4XN
Tel. +44 (0)1260 275708
Fax +44 (0)1260 278352
www.hssports.co.uk

NEW ERA RACE RESULTS

Mallory Park - Sunday 30th August 2009

Club Championships - Round 11

125/250cc GRAND PRIX, FORMULA 400, HORNETS & CB500

TIMED PRACTICE

Pl	No	Cl	Name	Machine	Entrant/Sponsor	Laps	Time on Lap	Behind	MPH	
1	40	250	Derek CLARK	Honda 250		14	58.90	14	84.96	
2	5	125	John LEA	Honda 125		15	59.18	6	00.28	84.56
3	22	F4	Keith BILNEY	Kawasaki 400	Eppingdene Automotive	10	59.35	3	00.45	84.31
4	26	125	Richard FERGUSON	Honda 125		14	1:01.03	8	02.13	81.99
5	91	125	Andrew FISHER	Honda 125		13	1:01.42	12	02.52	81.47
6	1	H	Stuart MACHIN	Honda 600	Ron Machin	12	1:01.72	8	02.82	81.08
7	6	250	Paul ROGERS	Honda 250		5	1:01.81	4	02.91	80.96
8	5	CB N	Darryl HARRISON	Homda 500		14	1:01.91	4	03.01	80.83
9	148	H	Kev CARRINGTON	Honda 600		12	1:02.16	12	03.26	80.50
10	26	F4	David WORRALL	Honda 400		12	1:02.99	10	04.09	79.44
11	79	SV	Barry TYMMS	Suzuki 650		13	1:03.30	7	04.40	79.05
12	40	F4	James JACKSON	Kawasaki 400		13	1:03.87	12	04.97	78.35
13	51	CB N	Paul WINFIELD	Honda 500		10	1:04.72	7	05.82	77.32
14	58	FE	Mike DRYDEN-HOLT	Yamaha 347		12	1:04.80	2	05.90	77.22
15	35	F4	Paul STOKES	Aprilia 250		2	1:05.09	2	06.19	76.88
16	24	CB	John MARSHALL	Honda 500	Elite & Performance Jags	11	1:05.52	4	06.62	76.37
17	33	F4	Wesley PEARCE	Yamaha 400		4	1:05.62	4	06.72	76.26
18	7	CB	Peter MARSHALL	Honda 500	Elite & Performance Jags	13	1:06.17	10	07.27	75.62
19	20	CB	Katherine MORTON	Honda 500		3	1:10.03	3	11.13	71.46
20	44	125 N	Jake BAYFORD	Conti 80		10	1:18.60	10	19.70	63.66

Start Time : 10:08

30 Aug 09 10:27

Clerk of Course :

Time Issued :

Chief Timekeeper : Anthony Smith

THESE RESULTS REMAIN PROVISIONAL FOR A MINIMUM OF 30 MINUTES FROM THE TIME OF ISSUE

HS Sports Timing and Results Systems - Results and Lap Times at www.hssports.co.uk

125/250cc GRAND PRIX, FORMULA 400, HORNETS & CB500

LAP TIMES - TIMED PRACTICE

1	Stuart MACHIN									
Lap	1	2	3	4	5	6	7	8	9	10
1	1:10.86	2:23.68	1:03.41	1:03.23	1:02.65	1:02.12	1:01.87	1:01.72	1:02.35	1:02.75
11	1:02.25	1:02.44								
5	John LEA									
Lap	1	2	3	4	5	6	7	8	9	10
1	59.85	59.52	59.30	59.25	59.67	59.18	1:00.27	59.92	59.78	1:00.64
11	59.23	59.46	59.19	59.30	59.54					
5	Darryl HARRISON									
Lap	1	2	3	4	5	6	7	8	9	10
1	1:03.16	1:02.97	1:03.08	1:01.91	1:03.78	1:02.69	1:03.24	1:02.68	1:02.36	1:02.72
11	1:02.25	1:03.44	1:02.11	1:02.93						
6	Paul ROGERS									
Lap	1	2	3	4	5	6	7	8	9	10
1	1:08.24	1:02.04	1:04.28	1:01.81	1:01.84					
7	Peter MARSHALL									
Lap	1	2	3	4	5	6	7	8	9	10
1	1:12.25	1:09.47	1:09.51	1:07.85	1:07.38	1:07.82	1:06.61	1:07.07	1:06.79	1:06.17
11	1:06.84	1:06.25	1:06.52							
20	Katherine MORTON									
Lap	1	2	3	4	5	6	7	8	9	10
1	1:12.78	1:10.72	1:10.03							
22	Keith BILNEY									
Lap	1	2	3	4	5	6	7	8	9	10
1	59.36	59.74	59.35	1:00.05	1:00.01	1:03.25	1:00.15	59.69	1:00.14	1:03.15
24	John MARSHALL									
Lap	1	2	3	4	5	6	7	8	9	10
1	1:06.41	1:06.09	1:05.76	1:05.52	1:05.87	1:06.07	1:05.79	1:06.29	1:05.63	1:05.95
11	1:05.95									
26	Richard FERGUSON									
Lap	1	2	3	4	5	6	7	8	9	10
1	1:02.03	1:01.18	1:02.22	1:01.23	1:01.95	1:01.12	1:01.59	1:01.03	1:01.05	1:02.69
11	1:01.46	1:01.48	1:01.49	1:02.55						
26	David WORRALL									
Lap	1	2	3	4	5	6	7	8	9	10
1	1:06.63	1:06.40	1:07.39	1:06.69	1:05.45	1:04.66	1:04.52	1:04.66	1:04.80	1:02.99
11	1:04.14	1:04.74								
33	Wesley PEARCE									
Lap	1	2	3	4	5	6	7	8	9	10
1	1:11.57	1:06.10	1:06.54	1:05.62						

35	Paul STOKES									
Lap	1	2	3	4	5	6	7	8	9	10
1	1:06.73	1:05.09								
40	Derek CLARK									
Lap	1	2	3	4	5	6	7	8	9	10
1	1:03.88	1:01.34	59.68	59.27	59.99	59.18	1:00.24	59.74	59.67	59.34
11	1:01.10	1:00.61	1:00.15	58.90						
40	James JACKSON									
Lap	1	2	3	4	5	6	7	8	9	10
1	1:10.17	1:06.97	1:04.50	1:05.79	1:05.20	1:04.35	1:04.63	1:04.30	1:04.36	1:06.31
11	1:05.23	1:03.87	1:04.08							
44	Jake BAYFORD									
Lap	1	2	3	4	5	6	7	8	9	10
1	1:26.42	1:23.24	1:20.28	1:19.84	1:21.28	1:20.38	1:19.40	1:19.21	1:18.73	1:18.60
51	Paul WINFIELD									
Lap	1	2	3	4	5	6	7	8	9	10
1	1:08.26	1:05.79	1:05.74	1:06.26	1:06.50	1:05.28	1:04.72	1:05.82	1:05.65	1:05.44
58	Mike DRYDEN-HOLT									
Lap	1	2	3	4	5	6	7	8	9	10
1	1:05.90	1:04.80	1:06.98	1:04.93	1:05.52	1:07.31	1:06.69	1:06.85	1:04.95	1:05.48
11	1:07.01	1:06.55								
79	Barry TYMMS									
Lap	1	2	3	4	5	6	7	8	9	10
1	1:06.98	1:05.79	1:04.56	1:03.71	1:04.96	1:04.39	1:03.30	1:03.61	1:03.44	1:03.33
11	1:05.55	1:04.69	1:04.33							
91	Andrew FISHER									
Lap	1	2	3	4	5	6	7	8	9	10
1	1:04.10	1:03.33	1:03.42	1:06.91	1:04.93	1:03.03	1:02.85	1:03.49	1:02.17	1:02.63
11	1:03.77	1:01.42	1:02.50							
148	Kev CARRINGTON									
Lap	1	2	3	4	5	6	7	8	9	10
1	1:07.42	1:04.85	1:04.91	1:04.69	1:03.31	1:04.41	1:03.56	1:04.91	1:02.96	1:03.00
11	1:03.39	1:02.16								

NEW ERA RACE GRID

125/250cc GRAND PRIX, FORMULA 400, HORNETS & CB500

RACE 3 7 RACE 8

ROW 7	28	27	20 01:10.030 MORTON 26	7 01:06.170 MARSHALL 25
ROW 6	33 01:05.620 PEARCE 24	24 01:05.520 MARSHALL 23	35 01:05.090 STOKES 22	58 01:04.800 DRYDEN-HOLT 21
ROW 5	51 01:04.720 WINFIELD 20	40 01:03.870 JACKSON 19	79 01:03.300 TYMMS 18	26 01:02.990 WORRALL 17
ROW 4	148 01:02.160 CARRINGTON 16	5 01:01.910 HARRISON 15	1 01:01.720 MACHIN 14	22 00:59.350 BILNEY 13
ROW 3	12	11	10	9
ROW 2	8	7	44 01:18.600 BAYFORD 6	6 01:01.810 ROGERS 5
ROW 1	91 01:01.420 FISHER 4	26 01:01.030 FERGUSON 3	5 00:59.180 LEA 2	40 00:58.900 CLARK 1

POLE

SPLIT START

NEW ERA RACE RESULTS

Mallory Park - Sunday 30th August 2009

Club Championships - Round 11

125/250cc GRAND PRIX, FORMULA 400, HORNETS & CB500

RESULT - RACE 3

Pl	No	Cl	Name	Machine	Entrant/Sponsor	Laps	Time	Behind	MPH	Best Lap on	MPH
1	40	250	Derek CLARK	Honda 250		6	5:57.58		83.96	58.52	5 85.51
2	5	125	John LEA	Honda 125		6	5:58.52	0.94	83.74	58.40	2 85.68
3	26	125	Richard FERGUSON	Honda 125		6	6:11.48	13.90	80.82	1:00.45	2 82.78
4	22	F4	Keith BILNEY	Kawasaki 400	Eppingdene Automotive	6	6:19.77	22.19	79.06	1:00.05	4 83.33
5	91	125	Andrew FISHER	Honda 125		6	6:21.18	23.60	78.77	1:01.78	3 81.00
6	1	H	Stuart MACHIN	Honda 600	Ron Machin	6	6:29.52	31.94	77.08	1:00.90	5 82.17
7	148	H	Kev CARRINGTON	Honda 600		6	6:33.78	36.20	76.25	1:01.97	4 80.75
8	40	F4	James JACKSON	Kawasaki 400		6	6:40.05	42.47	75.05	1:03.05	3 79.37
9	26	F4	David WORRALL	Honda 400		6	6:49.36	51.78	73.34	1:03.89	5 78.32
10	58	FE	Mike DRYDEN-HOLT	Yamaha 347		5	5:51.79	1 Lap	71.12	1:04.93	5 77.07
11	51	CB N	Paul WINFIELD	Honda 500		5	5:52.61	1 Lap	70.96	1:06.07	3 75.74
12	24	CB	John MARSHALL	Honda 500	Elite & Performance Jags	5	5:53.86	1 Lap	70.71	1:06.18	5 75.61
13	35	F4	Paul STOKES	Aprilia 250		5	5:54.50	1 Lap	70.58	1:06.03	3 75.78
14	7	SV	Peter MARSHALL	Suzuki 650	Elite & Performance Jags	5	5:59.22	1 Lap	69.65	1:06.98	5 74.71
15	20	CB	Katherine MORTON	Honda 500		5	6:29.05	1 Lap	64.31	1:12.23	5 69.28
16	44	125 N	Jake BAYFORD	Conti 80		5	6:36.49	1 Lap	63.10	1:17.88	4 64.25

Not-Classified

6	250		Paul ROGERS	Honda 250		5	4:59.74	DNF	83.47	58.59	5 85.41
---	-----	--	-------------	-----------	--	---	---------	-----	-------	-------	---------

Disqualified

5	CB N		Darryl HARRISON	Homda 500	Poole Racing						Cause of Red Flag
79	SV		Barry TYMMS	Suzuki 650							Cause of Red Flag

Fastest Lap

5	125		John LEA	Honda 125						58.40	2 85.68
40	250		Derek CLARK	Honda 250						58.52	5 85.51
22	F4		Keith BILNEY	Kawasaki 400	Eppingdene Automotive					1:00.05	4 83.33
1	H		Stuart MACHIN	Honda 600	Ron Machin					1:00.90	5 82.17
58	FE		Mike DRYDEN-HOLT	Yamaha 347						1:04.93	5 77.07
51	CB N		Paul WINFIELD	Honda 500						1:06.07	3 75.74
7	SV		Peter MARSHALL	Suzuki 650	Elite & Performance Jags					1:06.98	5 74.71

RED FLAGGED RACE

Start Time : 12:38

30 Aug 09 12:52

Clerk of Course :

Time Issued :

Chief Timekeeper : Anthony Smith

THESE RESULTS REMAIN PROVISIONAL FOR A MINIMUM OF 30 MINUTES FROM THE TIME OF ISSUE

HS Sports Timing and Results Systems - Results and Lap Times at www.hssports.co.uk

125/250cc GRAND PRIX, FORMULA 400, HORNETS & CB500

LAP TIMES - RACE 3

1	Stuart MACHIN										
	Lap	1	2	3	4	5	6	7	8	9	10
	1	1:21.92	1:01.96	1:01.16	1:00.99	1:00.90	1:02.59				
5	John LEA										
	Lap	1	2	3	4	5	6	7	8	9	10
	1	1:04.16	58.40	59.38	58.96	58.75	58.87				
5	Darryl HARRISON										
	Lap	1	2	3	4	5	6	7	8	9	10
	1	1:22.38	1:02.60	1:02.47	1:01.83	1:02.22	1:02.91				
6	Paul ROGERS										
	Lap	1	2	3	4	5	6	7	8	9	10
	1	1:04.99	58.71	58.76	58.69	58.59					
7	Peter MARSHALL										
	Lap	1	2	3	4	5	6	7	8	9	10
	1	1:29.52	1:07.99	1:07.34	1:07.39	1:06.98					
20	Katherine MORTON										
	Lap	1	2	3	4	5	6	7	8	9	10
	1	1:35.06	1:12.88	1:14.01	1:14.87	1:12.23					
22	Keith BILNEY										
	Lap	1	2	3	4	5	6	7	8	9	10
	1	1:18.83	1:00.23	1:00.06	1:00.05	1:00.10	1:00.50				
24	John MARSHALL										
	Lap	1	2	3	4	5	6	7	8	9	10
	1	1:25.65	1:07.90	1:06.22	1:07.91	1:06.18					
26	Richard FERGUSON										
	Lap	1	2	3	4	5	6	7	8	9	10
	1	1:05.96	1:00.45	1:00.62	1:01.06	1:02.52	1:00.87				
26	David WORRALL										
	Lap	1	2	3	4	5	6	7	8	9	10
	1	1:24.91	1:07.31	1:04.28	1:04.24	1:03.89	1:04.73				
35	Paul STOKES										
	Lap	1	2	3	4	5	6	7	8	9	10
	1	1:28.20	1:07.95	1:06.03	1:06.06	1:06.26					
40	Derek CLARK										
	Lap	1	2	3	4	5	6	7	8	9	10
	1	1:03.64	58.91	58.55	59.33	58.52	58.63				
40	James JACKSON										
	Lap	1	2	3	4	5	6	7	8	9	10
	1	1:23.24	1:03.26	1:03.05	1:03.19	1:03.22	1:04.09				

44	Jake BAYFORD									
Lap	1	2	3	4	5	6	7	8	9	10
1	1:23.55	1:18.36	1:18.12	1:17.88	1:18.58					
51	Paul WINFIELD									
Lap	1	2	3	4	5	6	7	8	9	10
1	1:26.85	1:07.07	1:06.07	1:06.46	1:06.16					
58	Mike DRYDEN-HOLT									
Lap	1	2	3	4	5	6	7	8	9	10
1	1:28.51	1:06.13	1:06.49	1:05.73	1:04.93					
79	Barry TYMMS									
Lap	1	2	3	4	5	6	7	8	9	10
1	1:22.61	1:02.80	1:02.63	1:02.09	1:02.25	1:02.39				
91	Andrew FISHER									
Lap	1	2	3	4	5	6	7	8	9	10
1	1:08.14	1:02.16	1:01.78	1:04.42	1:02.14	1:02.54				
148	Kev CARRINGTON									
Lap	1	2	3	4	5	6	7	8	9	10
1	1:21.81	1:02.40	1:02.65	1:01.97	1:02.07	1:02.88				

Lap Chart

125/250cc GRAND PRIX, FORMULA 400, HORNETS & CB500 - RACE 3

Lap 1		Lap 2		Lap 3		Lap 4		Lap 5		Lap 6		Lap 7		Lap 8		Lap 9		Lap 10	
No	Time	No	Time	No	Time	No	Time	No	Time	No	Time	No	Time	No	Time	No	Time	No	Time
40	1:03.64	40	2:02.55	40	3:01.10	40	4:00.43	40	4:58.95	40	5:57.58								
5	1:04.16	5	2:02.56	5	3:01.94	5	4:00.90	5	4:59.65	5	5:58.52								
6	1:04.99	6	2:03.70	6	3:02.46	6	4:01.15	6	4:59.74	7	5:59.22	*1							
26	1:05.96	26	2:06.41	26	3:07.03	20	4:01.95	*1	26	5:10.61	26	6:11.48							
91	1:08.14	91	2:10.30	91	3:12.08	26	4:08.09		20	5:16.82	*1	22	6:19.77						
22	1:18.83	22	2:19.06	22	3:19.12	91	4:16.50		44	5:17.91	*1	91	6:21.18						
148	1:21.81	1	2:23.88	1	3:25.04	22	4:19.17		91	5:18.64		20	6:29.05	*1					
1	1:21.92	148	2:24.21	148	3:26.86	1	4:26.03		22	5:19.27		1	6:29.52						
5	1:22.38	5	2:24.98	5	3:27.45	148	4:28.83		1	5:26.93		148	6:33.78						
79	1:22.61	79	2:25.41	79	3:28.04	5	4:29.28		148	5:30.90		5	6:34.41						
40	1:23.24	40	2:26.50	40	3:29.55	79	4:30.13		5	5:31.50		79	6:34.77						
44	1:23.55	26	2:32.22	26	3:36.50	40	4:32.74		79	5:32.38		44	6:36.49	*1					
26	1:24.91	24	2:33.55	24	3:39.77	26	4:40.74		40	5:35.96		40	6:40.05						
24	1:25.65	51	2:33.92	51	3:39.99	51	4:46.45		26	5:44.63		26	6:49.36						
51	1:26.85	58	2:34.64	58	3:41.13	58	4:46.86		58	5:51.79									
35	1:28.20	35	2:36.15	35	3:42.18	24	4:47.68		51	5:52.61									
58	1:28.51	7	2:37.51	7	3:44.85	35	4:48.24		24	5:53.86									
7	1:29.52	44	2:41.91	44	4:00.03	7	4:52.24		35	5:54.50									
20	1:35.06	20	2:47.94																

NEW ERA RACE RESULTS

Mallory Park - Sunday 30th August 2009

Club Championships - Round 11

125/250cc GRAND PRIX, FORMULA 400, HORNETS & CB500

RESULT - RACE 8

PI	No	Cl	Name	Machine	Entrant/Sponsor	Laps	Time	Behind	MPH	Best Lap on	MPH
1	40	250	Derek CLARK	Honda 250		10	10:44.75		77.61	1:02.28	7 80.35
2	5	125	John LEA	Honda 125		10	11:16.36	31.61	73.98	1:05.13	3 76.83
3	22	F4	Keith BILNEY	Kawasaki 400	Eppingdene Automotive	10	11:51.07	1:06.32	70.37	1:07.47	3 74.17
4	26	125	Richard FERGUSON	Honda 125		9	10:44.93	1 Lap	69.83	1:09.07	9 72.45
5	91	125	Andrew FISHER	Honda 125		9	10:45.48	1 Lap	69.77	1:09.17	9 72.34
6	6	250	Paul ROGERS	Honda 250		9	10:46.06	1 Lap	69.71	1:10.07	9 71.41
7	148	H	Kev CARRINGTON	Honda 600		9	11:21.42	1 Lap	66.09	1:11.33	8 70.15
8	51	CB N	Paul WINFIELD	Honda 500		9	11:27.85	1 Lap	65.47	1:12.13	5 69.37
9	26	F4	David WORRALL	Honda 400		9	11:31.87	1 Lap	65.09	1:11.81	8 69.68
10	1	H	Stuart MACHIN	Honda 600	Ron Machin	9	11:35.78	1 Lap	64.73	1:12.20	7 69.31
11	33	F4	Wesley PEARCE	Yamaha 400		9	12:00.42	1 Lap	62.51	1:13.19	8 68.37
12	58	FE	Mike DRYDEN-HOLT	Yamaha 347		8	11:06.59	2 Laps	60.05	1:18.03	2 64.13
13	40	F4	James JACKSON	Kawasaki 400		8	11:14.68	2 Laps	59.33	1:19.61	2 62.86
14	24	CB	John MARSHALL	Honda 500	Elite & Performance Jags	8	11:25.42	2 Laps	58.41	1:19.78	8 62.72
15	7	CB	Peter MARSHALL	Honda 500	Elite & Performance Jags	8	11:35.28	2 Laps	57.58	1:19.71	8 62.78
16	20	CB	Katherine MORTON	Honda 500		8	11:35.39	2 Laps	57.57	1:19.30	8 63.10
17	44	125 N	Jake BAYFORD	Conti 80		7	11:06.40	3 Laps	52.56	1:29.48	7 55.92

Fastest Lap

40	250	Derek CLARK	Honda 250						1:02.28	7	80.35
5	125	John LEA	Honda 125						1:05.13	3	76.83
22	F4	Keith BILNEY	Kawasaki 400	Eppingdene Automotive					1:07.47	3	74.17
148	H	Kev CARRINGTON	Honda 600						1:11.33	8	70.15
51	CB N	Paul WINFIELD	Honda 500						1:12.13	5	69.37
58	FE	Mike DRYDEN-HOLT	Yamaha 347						1:18.03	2	64.13

SECOND START AT 17.7 SECONDS

Start Time : 15:14

30 Aug 09 15:28

Clerk of Course :

Time Issued :

Chief Timekeeper : Anthony Smith

THESE RESULTS REMAIN PROVISIONAL FOR A MINIMUM OF 30 MINUTES FROM THE TIME OF ISSUE

HS Sports Timing and Results Systems - Results and Lap Times at www.hssports.co.uk

125/250cc GRAND PRIX, FORMULA 400, HORNETS & CB500

LAP TIMES - RACE 8

1	Stuart MACHIN										
Lap	1	2	3	4	5	6	7	8	9	10	
1	1:45.88	1:16.07	1:14.94	1:13.99	1:12.41	1:13.25	1:12.20	1:13.42	1:13.62		
5	John LEA										
Lap	1	2	3	4	5	6	7	8	9	10	
1	1:13.53	1:06.94	1:05.13	1:07.83	1:06.50	1:05.79	1:08.23	1:06.89	1:08.65	1:06.87	
6	Paul ROGERS										
Lap	1	2	3	4	5	6	7	8	9	10	
1	1:18.63	1:12.81	1:10.33	1:10.08	1:11.61	1:10.25	1:11.96	1:10.32	1:10.07		
7	Peter MARSHALL										
Lap	1	2	3	4	5	6	7	8	9	10	
1	1:53.04	1:29.16	1:23.91	1:23.54	1:23.32	1:21.40	1:21.20	1:19.71			
20	Katherine MORTON										
Lap	1	2	3	4	5	6	7	8	9	10	
1	1:53.53	1:30.93	1:21.84	1:23.63	1:23.38	1:21.29	1:21.49	1:19.30			
22	Keith BILNEY										
Lap	1	2	3	4	5	6	7	8	9	10	
1	1:33.69	1:08.66	1:07.47	1:08.09	1:08.69	1:08.21	1:09.28	1:10.49	1:08.40	1:08.09	
24	John MARSHALL										
Lap	1	2	3	4	5	6	7	8	9	10	
1	1:49.59	1:25.28	1:22.23	1:22.60	1:22.91	1:21.85	1:21.18	1:19.78			
26	Richard FERGUSON										
Lap	1	2	3	4	5	6	7	8	9	10	
1	1:19.34	1:13.04	1:11.17	1:11.16	1:11.04	1:10.74	1:09.83	1:09.54	1:09.07		
26	David WORRALL										
Lap	1	2	3	4	5	6	7	8	9	10	
1	1:43.09	1:15.52	1:15.21	1:12.85	1:14.64	1:12.63	1:11.88	1:11.81	1:14.24		
33	Wesley PEARCE										
Lap	1	2	3	4	5	6	7	8	9	10	
1	1:49.75	1:20.52	1:16.11	1:16.86	1:16.73	1:15.86	1:15.56	1:13.19	1:15.84		
40	Derek CLARK										
Lap	1	2	3	4	5	6	7	8	9	10	
1	1:10.09	1:03.15	1:04.25	1:05.32	1:04.02	1:04.85	1:02.28	1:03.17	1:03.39	1:04.23	
40	James JACKSON										
Lap	1	2	3	4	5	6	7	8	9	10	
1	1:46.41	1:19.61	1:20.14	1:21.25	1:21.87	1:22.18	1:21.39	1:21.83			
44	Jake BAYFORD										
Lap	1	2	3	4	5	6	7	8	9	10	
1	1:47.32	1:38.28	1:35.07	1:33.86	1:31.09	1:31.30	1:29.48				

51	Paul WINFIELD										
	Lap	1	2	3	4	5	6	7	8	9	10
	1	1:42.58	1:12.94	1:14.13	1:13.97	1:12.13	1:12.37	1:12.94	1:14.29	1:12.50	

58	Mike DRYDEN-HOLT										
	Lap	1	2	3	4	5	6	7	8	9	10
	1	1:46.51	1:18.03	1:20.22	1:20.50	1:21.29	1:19.88	1:20.13	1:20.03		

91	Andrew FISHER										
	Lap	1	2	3	4	5	6	7	8	9	10
	1	1:19.82	1:13.33	1:10.88	1:11.26	1:11.35	1:10.59	1:09.33	1:09.75	1:09.17	

148	Kev CARRINGTON										
	Lap	1	2	3	4	5	6	7	8	9	10
	1	1:41.56	1:15.54	1:13.50	1:12.02	1:11.87	1:11.55	1:11.93	1:11.33	1:12.12	

Lap Chart

125/250cc GRAND PRIX, FORMULA 400, HORNETS & CB500 - RACE 8

Lap 1		Lap 2		Lap 3		Lap 4		Lap 5		Lap 6		Lap 7		Lap 8		Lap 9		Lap 10	
No	Time	No	Time	No	Time	No	Time	No	Time	No	Time	No	Time	No	Time	No	Time	No	Time
40	1:10.09	40	2:13.24	40	3:17.49	40	4:22.81	40	5:26.83	40	6:31.68	40	7:33.96	40	8:37.13	40	9:40.52	40	10:44.75
5	1:13.53	5	2:20.47	7	3:22.20 *1	58	4:24.76 *1	1	5:30.88 *1	148	6:34.49 *1	148	7:46.04 *1	24	8:44.46 *2	58	9:46.56 *2	26	10:44.93 *1
6	1:18.63	6	2:31.44	20	3:24.46 *1	40	4:26.16 *1	5	5:39.93	44	6:34.53 *2	51	7:48.12 *1	7	8:54.37 *2	40	9:52.85 *2	91	10:45.48 *1
26	1:19.34	26	2:32.38	44	3:25.60 *1	33	4:26.38 *1	33	5:43.24 *1	51	6:35.75 *1	26	7:53.94 *1	20	8:54.60 *2	24	10:05.64 *2	6	10:46.06 *1
91	1:19.82	91	2:33.15	5	3:25.60	5	4:33.43	58	5:45.26 *1	26	6:41.31 *1	5	7:53.95	148	8:57.97 *1	148	10:09.30 *1	44	11:06.40 *3
22	1:33.69	22	2:42.35	6	3:41.77	24	4:37.10 *1	40	5:47.41 *1	1	6:43.29 *1	1	7:56.54 *1	5	9:00.84	5	10:09.49	58	11:06.59 *2
148	1:41.56	51	2:55.52	26	3:43.55	7	4:46.11 *1	24	5:59.70 *1	5	6:45.72	44	8:05.62 *2	51	9:01.06 *1	51	10:15.35 *1	40	11:14.68 *2
51	1:42.58	148	2:57.10	91	3:44.03	20	4:46.30 *1	6	6:03.46	33	6:59.97 *1	33	8:15.83 *1	26	9:05.82 *1	7	10:15.57 *2	5	11:16.36
26	1:43.09	26	2:58.61	22	3:49.82	6	4:51.85	26	6:05.75	58	7:06.55 *1	22	8:24.09	1	9:08.74 *1	20	10:16.09 *2	148	11:21.42 *1
1	1:45.88	1	3:01.95	51	4:09.65	26	4:54.71	22	6:06.60	40	7:09.28 *1	6	8:25.67	33	9:31.39 *1	26	10:17.63 *1	24	11:25.42 *2
40	1:46.41	58	3:04.54	148	4:10.60	91	4:55.29	91	6:06.64	6	7:13.71	26	8:26.32	22	9:34.58	1	10:22.16 *1	51	11:27.85 *1
58	1:46.51	40	3:06.02	26	4:13.82	22	4:57.91	7	6:09.65 *1	22	7:14.81	58	8:26.43 *1	26	9:35.86	22	10:42.98	26	11:31.87 *1
44	1:47.32	33	3:10.27	1	4:16.89	44	5:00.67 *1	20	6:09.93 *1	26	7:16.49	91	8:26.56	6	9:35.99	33	10:44.58 *1	7	11:35.28 *2
24	1:49.59	24	3:14.87			148	5:22.62			91	7:17.23	40	8:31.46 *1	91	9:36.31			20	11:35.39 *2
33	1:49.75					51	5:23.62			24	7:22.61 *1			44	9:36.92 *2			1	11:35.78 *1
7	1:53.04					26	5:26.67			7	7:32.97 *1							22	11:51.07
20	1:53.53									20	7:33.31 *1							33	12:00.42 *1

NEW ERA RACE RESULTS

600 CHAMPIONSHIPS

RESULTS BY



HS Sports Ltd
Unit 5, Radnor Park Industrial Estate
Congleton, Cheshire CW12 4XN
Tel. +44 (0)1260 275708
Fax +44 (0)1260 278352
www.hssports.co.uk

NEW ERA RACE RESULTS

Mallory Park - Sunday 30th August 2009

Club Championships - Round 11

600 CHAMPIONSHIPS

TIMED PRACTICE

Pl	No	Cl	Name	Machine	Entrant/Sponsor	Laps	Time on Lap	Behind	MPH	
1	37	F6	Ben PHILLIPS	Yamaha 600		6	55.47	3	90.21	
2	71	F6 N	Jody LEES	Yamaha 600		4	56.00	3	00.53	89.36
3	50	F6	David JACKSON	Honda 600	JC Garages	15	56.23	9	00.76	88.99
4	14	SS	Mark NEWLAND	Yamaha 600		7	56.36	5	00.89	88.79
5	26	F6	Dean HARRISON	Honda 600		10	56.87	5	01.40	87.99
6	19	PI	Harley PREBBLE	Yamaha 600	RAC Heating	9	56.94	6	01.47	87.88
7	72	SS N	Andrew HOLLAND	Yamaha 600	Midland VW	6	57.08	4	01.61	87.67
8	29	F6 N	Dave SELLERS	Kawasaki 600		15	57.56	13	02.09	86.94
9	89	F6	Kevin ATKINS	Triumph 675	Paul Stock Interiors	15	58.00	3	02.53	86.28
10	56	F6	Roger SLATER	Yamaha 600		6	58.35	3	02.88	85.76
11	18	PI	Philip SMITH	Kawasaki 600		9	58.79	3	03.32	85.12
12	90	F6 N	Mark WOOD	Yamaha 600		5	1:00.38	4	04.91	82.88
13	20	F6	David COOK	Honda 600		7	1:00.85	4	05.38	82.24
14	133	SS	Richard HARRIS	Suzuki 600		14	1:01.23	12	05.76	81.72
15	43	PI	Dean MARTIN	Yamaha 600		9	1:03.62	3	08.15	78.65
16	62	F6 N	Darren PUGH	Honda 600		13	1:04.14	12	08.67	78.02

Start Time : 10:26

30 Aug 09 10:42

Clerk of Course :

Time Issued :

Chief Timekeeper : Anthony Smith

THESE RESULTS REMAIN PROVISIONAL FOR A MINIMUM OF 30 MINUTES FROM THE TIME OF ISSUE

HS Sports Timing and Results Systems - Results and Lap Times at www.hssports.co.uk

600 CHAMPIONSHIPS

LAP TIMES - TIMED PRACTICE

14	Mark NEWLAND										
	Lap	1	2	3	4	5	6	7	8	9	10
	1	57.48	57.05	56.81	57.17	56.36	56.83	57.21			
18	Philip SMITH										
	Lap	1	2	3	4	5	6	7	8	9	10
	1	1:00.03	59.57	58.79	59.57	1:00.88	59.19	58.86	59.80	1:00.74	
19	Harley PREBBLE										
	Lap	1	2	3	4	5	6	7	8	9	10
	1	1:00.27	58.36	58.41	57.78	57.74	56.94	58.18	58.71	1:04.09	
20	David COOK										
	Lap	1	2	3	4	5	6	7	8	9	10
	1	1:04.81	1:01.28	1:03.07	1:00.85	1:06.04	1:01.68	1:01.24			
26	Dean HARRISON										
	Lap	1	2	3	4	5	6	7	8	9	10
	1	59.87	57.76	57.51	57.56	56.87	57.86	57.62	58.19	57.55	59.11
29	Dave SELLERS										
	Lap	1	2	3	4	5	6	7	8	9	10
	1	1:03.18	1:01.86	58.91	57.83	57.73	58.01	1:00.16	58.67	58.11	58.91
	11	58.83	58.33	57.56	58.78	58.68					
37	Ben PHILLIPS										
	Lap	1	2	3	4	5	6	7	8	9	10
	1	56.93	57.44	55.47	55.81	56.00	59.63				
43	Dean MARTIN										
	Lap	1	2	3	4	5	6	7	8	9	10
	1	1:05.35	1:03.71	1:03.62	1:04.70	1:03.96	1:04.56	1:05.39	6:16.38	1:06.23	
50	David JACKSON										
	Lap	1	2	3	4	5	6	7	8	9	10
	1	59.78	58.08	58.14	57.22	57.47	57.04	56.45	56.69	56.23	57.49
	11	56.63	56.70	56.50	58.88	56.83					
56	Roger SLATER										
	Lap	1	2	3	4	5	6	7	8	9	10
	1	59.39	59.43	58.35	1:00.16	1:20.56	1:03.48				
62	Darren PUGH										
	Lap	1	2	3	4	5	6	7	8	9	10
	1	1:08.77	1:08.28	1:06.56	1:05.82	1:06.06	1:06.34	1:05.59	1:05.10	1:06.26	1:04.76
	11	1:05.52	1:04.14	1:04.46							
71	Jody LEES										
	Lap	1	2	3	4	5	6	7	8	9	10
	1	58.04	56.22	56.00	58.04						


72	Andrew HOLLAND									
Lap	1	2	3	4	5	6	7	8	9	10
1	1:08.66	58.43	1:01.12	57.08	57.52	57.90				
89	Kevin ATKINS									
Lap	1	2	3	4	5	6	7	8	9	10
1	1:00.79	58.44	58.00	58.63	58.95	58.02	58.33	58.74	1:00.25	59.01
11	58.00	59.04	58.87	58.90	59.18					
90	Mark WOOD									
Lap	1	2	3	4	5	6	7	8	9	10
1	1:01.53	1:04.76	1:00.68	1:00.38	1:01.53					
133	Richard HARRIS									
Lap	1	2	3	4	5	6	7	8	9	10
1	1:05.66	1:03.72	1:03.37	1:01.82	1:02.90	1:03.15	1:03.05	1:02.58	1:05.11	1:03.16
11	1:01.70	1:01.23	1:01.35	1:02.29						

NEW ERA RACE GRID

600 CHAMPIONSHIPS

RACE 4 & RACE 9

ROW 4	62 01:04.140 PUGH 16	43 01:03.620 MARTIN 15	133 01:01.230 HARRIS 14	20 01:00.850 COOK 13
ROW 3	90 01:00.380 WOOD 12	18 00:58.790 SMITH 11	56 00:58.350 SLATER 10	89 00:58.000 ATKINS 9
ROW 2	29 00:57.560 SELLERS 8	72 00:57.080 HOLLAND 7	19 00:56.940 PREBBLE 6	26 00:56.870 HARRISON 5
ROW 1	14 00:56.360 NEWLAND 4	50 00:56.230 JACKSON 3	71 00:56.000 LEES 2	37 00:55.470 PHILLIPS 1
				POLE



NEW ERA RACE RESULTS

Mallory Park - Sunday 30th August 2009

Club Championships - Round 11

600 CHAMPIONSHIPS

RESULT - RACE 4

PI	No	Cl	Name	Machine	Entrant/Sponsor	Laps	Time	Behind	MPH	Best Lap on	MPH
1	37	F6	Ben PHILLIPS	Yamaha 600		10	9:24.20		88.69	55.47	3 90.21
2	71	F6 N	Jody LEES	Yamaha 600		10	9:24.94	0.74	88.58	55.18	10 90.69
3	50	F6	David JACKSON	Honda 600	JC Garages	10	9:25.02	0.82	88.56	55.64	3 89.94
4	14	SS	Mark NEWLAND	Yamaha 600		10	9:33.30	9.10	87.28	56.16	3 89.10
5	26	F6	Dean HARRISON	Honda 600		10	9:36.64	12.44	86.78	56.25	6 88.96
6	19	PI	Harley PREBBLE	Yamaha 600	RAC Heating	10	9:42.56	18.36	85.90	56.96	4 87.85
7	72	SS N	Andrew HOLLAND	Yamaha 600	Midland VW	10	9:45.60	21.40	85.45	57.71	10 86.71
8	18	PI	Philip SMITH	Kawasaki 600		10	9:56.94	32.74	83.83	58.20	4 85.98
9	89	F6	Kevin ATKINS	Triumph 675	Paul Stock Interiors	10	9:58.28	34.08	83.64	57.60	5 86.88
10	56	F6	Roger SLATER	Yamaha 600		10	10:09.19	44.99	82.14	59.48	3 84.13
11	20	F6	David COOK	Honda 600		10	10:12.11	47.91	81.75	59.25	5 84.46
12	43	PI	Dean MARTIN	Yamaha 600		10	10:19.15	54.95	80.82	1:00.57	8 82.62
13	90	F6 N	Mark WOOD	Yamaha 600		10	10:19.22	55.02	80.81	1:01.00	4 82.03
14	133	SS	Richard HARRIS	Suzuki 600		10	10:23.93	59.73	80.20	1:00.91	5 82.15
15	62	F6 N	Darren PUGH	Honda 600		9	9:36.64	1 Lap	78.10	1:02.60	5 79.94

Not-Classified

29	F6 N	Dave SELLERS	Kawasaki 600			5	4:54.45	DNF	84.97	57.12	3 87.61
----	------	--------------	--------------	--	--	---	---------	-----	-------	-------	---------

Fastest Lap

71	F6 N	Jody LEES	Yamaha 600							55.18	10 90.69
14	SS	Mark NEWLAND	Yamaha 600							56.16	3 89.10
19	PI	Harley PREBBLE	Yamaha 600	RAC Heating						56.96	4 87.85

No. 89 - Time includes a 10 second jump start penalty

Start Time : 13:01

30 Aug 09 13:13

Clerk of Course :

Time Issued :

Chief Timekeeper : Anthony Smith

THESE RESULTS REMAIN PROVISIONAL FOR A MINIMUM OF 30 MINUTES FROM THE TIME OF ISSUE

HS Sports Timing and Results Systems - Results and Lap Times at www.hssports.co.uk

600 CHAMPIONSHIPS

LAP TIMES - RACE 4

14	Mark NEWLAND										
	Lap	1	2	3	4	5	6	7	8	9	10
	1	1:02.58	56.40	56.16	56.28	57.79	56.59	57.13	56.72	56.70	56.95
18	Philip SMITH										
	Lap	1	2	3	4	5	6	7	8	9	10
	1	1:05.56	58.67	58.49	58.20	58.97	59.33	59.16	58.98	59.26	1:00.32
19	Harley PREBBLE										
	Lap	1	2	3	4	5	6	7	8	9	10
	1	1:04.25	57.68	57.48	56.96	57.80	57.14	57.75	57.59	57.99	57.92
20	David COOK										
	Lap	1	2	3	4	5	6	7	8	9	10
	1	1:08.10	1:00.79	59.30	59.55	59.25	1:01.02	1:04.39	59.67	59.46	1:00.58
26	Dean HARRISON										
	Lap	1	2	3	4	5	6	7	8	9	10
	1	1:03.21	57.04	56.44	56.34	56.45	56.25	58.11	57.42	57.49	57.89
29	Dave SELLERS										
	Lap	1	2	3	4	5	6	7	8	9	10
	1	1:04.80	57.53	57.12	57.18	57.82					
37	Ben PHILLIPS										
	Lap	1	2	3	4	5	6	7	8	9	10
	1	1:00.62	55.85	55.47	55.48	55.97	55.75	56.16	56.17	56.61	56.12
43	Dean MARTIN										
	Lap	1	2	3	4	5	6	7	8	9	10
	1	1:09.81	1:01.65	1:00.62	1:00.95	1:01.07	1:01.20	1:01.03	1:00.57	1:01.03	1:01.22
50	David JACKSON										
	Lap	1	2	3	4	5	6	7	8	9	10
	1	1:00.57	56.16	55.64	55.70	55.93	55.88	56.07	56.19	56.52	56.36
56	Roger SLATER										
	Lap	1	2	3	4	5	6	7	8	9	10
	1	1:07.01	1:00.11	59.48	59.91	1:00.30	1:01.13	1:00.63	1:00.33	1:00.10	1:00.19
62	Darren PUGH										
	Lap	1	2	3	4	5	6	7	8	9	10
	1	1:12.60	1:03.53	1:02.82	1:03.16	1:02.60	1:03.21	1:02.86	1:03.15	1:02.71	
71	Jody LEES										
	Lap	1	2	3	4	5	6	7	8	9	10
	1	1:04.05	56.24	55.46	55.92	55.92	55.42	55.74	55.26	55.75	55.18
72	Andrew HOLLAND										
	Lap	1	2	3	4	5	6	7	8	9	10
	1	1:02.04	58.09	58.03	57.80	58.38	58.36	58.88	58.22	58.09	57.71

89 Kevin ATKINS

Lap	1	2	3	4	5	6	7	8	9	10
1	1:03.75	58.56	58.86	58.41	57.60	58.42	58.28	58.24	58.30	57.86

90 Mark WOOD

Lap	1	2	3	4	5	6	7	8	9	10
1	1:07.77	1:01.06	1:01.32	1:01.00	1:01.26	1:02.01	1:01.10	1:01.28	1:01.05	1:01.37

133 Richard HARRIS

Lap	1	2	3	4	5	6	7	8	9	10
1	1:10.81	1:01.94	1:01.60	1:01.36	1:00.91	1:01.59	1:01.14	1:01.66	1:01.42	1:01.50

Lap Chart

600 CHAMPIONSHIPS - RACE 4

Lap 1		Lap 2		Lap 3		Lap 4		Lap 5		Lap 6		Lap 7		Lap 8		Lap 9		Lap 10	
No	Time	No	Time	No	Time	No	Time	No	Time	No	Time	No	Time	No	Time	No	Time	No	Time
50	1:00.57	37	1:56.47	37	2:51.94	37	3:47.42	37	4:43.39	37	5:39.14	37	6:35.30	37	7:31.47	37	8:28.08	37	9:24.20
37	1:00.62	50	1:56.73	50	2:52.37	50	3:48.07	50	4:44.00	50	5:39.88	50	6:35.95	50	7:32.14	50	8:28.66	71	9:24.94
72	1:02.04	14	1:58.98	14	2:55.14	14	3:51.42	71	4:47.59	71	5:43.01	71	6:38.75	71	7:34.01	71	8:29.76	50	9:25.02
14	1:02.58	72	2:00.13	71	2:55.75	71	3:51.67	14	4:49.21	26	5:45.73	14	6:42.93	14	7:39.65	62	8:33.93 *1	14	9:33.30
26	1:03.21	26	2:00.25	26	2:56.69	26	3:53.03	26	4:49.48	14	5:45.80	26	6:43.84	26	7:41.26	14	8:36.35	26	9:36.64
89	1:03.75	71	2:00.29	72	2:58.16	72	3:55.96	19	4:54.17	19	5:51.31	19	6:49.06	19	7:46.65	26	8:38.75	62	9:36.64 *1
71	1:04.05	19	2:01.93	19	2:59.41	19	3:56.37	72	4:54.34	72	5:52.70	72	6:51.58	72	7:49.80	19	8:44.64	19	9:42.56
19	1:04.25	89	2:02.31	29	2:59.45	29	3:56.63	29	4:54.45	89	5:55.60	89	6:53.88	89	7:52.12	72	8:47.89	72	9:45.60
29	1:04.80	29	2:02.33	89	3:01.17	89	3:59.58	89	4:57.18	18	5:59.22	18	6:58.38	18	7:57.36	89	8:50.42	18	9:56.94
18	1:05.56	18	2:04.23	18	3:02.72	18	4:00.92	18	4:59.89	56	6:07.94	56	7:08.57	56	8:08.90	18	8:56.62	89	9:58.28
56	1:07.01	56	2:07.12	56	3:06.60	56	4:06.51	56	5:06.81	20	6:08.01	20	7:12.40	20	8:12.07	56	9:09.00	56	10:09.19
90	1:07.77	90	2:08.83	20	3:08.19	20	4:07.74	20	5:06.99	90	6:14.42	90	7:15.52	90	8:16.80	20	9:11.53	20	10:12.11
20	1:08.10	20	2:08.89	90	3:10.15	90	4:11.15	90	5:12.41	43	6:15.30	43	7:16.33	43	8:16.90	90	9:17.85	43	10:19.15
43	1:09.81	43	2:11.46	43	3:12.08	43	4:13.03	43	5:14.10	133	6:18.21	133	7:19.35	133	8:21.01	43	9:17.93	90	10:19.22
133	1:10.81	133	2:12.75	133	3:14.35	133	4:15.71	133	5:16.62	62	6:27.92	62	7:30.78			133	9:22.43	133	10:23.93
62	1:12.60	62	2:16.13	62	3:18.95	62	4:22.11	62	5:24.71										

NEW ERA RACE RESULTS

Mallory Park - Sunday 30th August 2009

Club Championships - Round 11

600 CHAMPIONSHIPS

RESULT - RACE 9

PI	No	Cl	Name	Machine	Entrant/Sponsor	Laps	Time	Behind	MPH	Best Lap on	MPH	
1	37	F6	Ben PHILLIPS	Yamaha 600		10	10:14.59		81.42	59.42	10	84.21
2	71	F6 N	Jody LEES	Yamaha 600		10	10:15.19	0.60	81.34	1:00.41	7	82.83
3	89	F6	Kevin ATKINS	Triumph 675	Paul Stock Interiors	10	10:33.49	18.90	78.99	1:02.10	10	80.58
4	50	F6	David JACKSON	Honda 600	JC Garages	10	10:35.05	20.46	78.80	1:01.71	9	81.09
5	19	PI	Harley PREBBLE	Yamaha 600	RAC Heating	10	10:35.27	20.68	78.77	1:00.79	9	82.32
6	29	F6 N	Dave SELLERS	Kawasaki 600		10	10:46.60	32.01	77.39	1:03.13	5	79.27
7	72	SS N	Andrew HOLLAND	Yamaha 600	Midland VW	10	10:48.71	34.12	77.14	1:02.50	9	80.06
8	20	F6	David COOK	Honda 600		10	11:15.73	1:01.14	74.05	1:05.74	9	76.12
9	14	SS	Mark NEWLAND	Yamaha 600		10	11:18.53	1:03.94	73.75	1:06.18	8	75.61
10	43	PI	Dean MARTIN	Yamaha 600		9	10:35.36	1 Lap	70.88	1:08.06	8	73.52
11	90	F6 N	Mark WOOD	Yamaha 600		9	10:44.86	1 Lap	69.84	1:08.81	6	72.72
12	62	F6 N	Darren PUGH	Honda 600		9	11:20.34	1 Lap	66.20	1:12.75	6	68.78

Fastest Lap

37	F6	Ben PHILLIPS	Yamaha 600						59.42	10	84.21
19	PI	Harley PREBBLE	Yamaha 600		RAC Heating				1:00.79	9	82.32
72	SS N	Andrew HOLLAND	Yamaha 600		Midland VW				1:02.50	9	80.06

Start Time : 15:35

30 Aug 09 15:48

Clerk of Course :

Time Issued :

Chief Timekeeper : Anthony Smith

THESE RESULTS REMAIN PROVISIONAL FOR A MINIMUM OF 30 MINUTES FROM THE TIME OF ISSUE

HS Sports Timing and Results Systems - Results and Lap Times at www.hssports.co.uk

600 CHAMPIONSHIPS

LAP TIMES - RACE 9

14	Mark NEWLAND										
	Lap	1	2	3	4	5	6	7	8	9	10
	1	1:12.90	1:07.80	1:06.23	1:07.29	1:07.75	1:08.29	1:06.80	1:06.18	1:07.15	1:08.14

19	Harley PREBBLE										
	Lap	1	2	3	4	5	6	7	8	9	10
	1	1:11.02	1:04.50	1:03.18	1:02.19	1:02.66	1:03.04	1:03.15	1:02.33	1:00.79	1:02.41

20	David COOK										
	Lap	1	2	3	4	5	6	7	8	9	10
	1	1:15.24	1:07.26	1:06.52	1:06.55	1:07.94	1:07.36	1:06.62	1:05.98	1:05.74	1:06.52

29	Dave SELLERS										
	Lap	1	2	3	4	5	6	7	8	9	10
	1	1:10.68	1:03.47	1:03.58	1:03.99	1:03.13	1:03.51	1:04.51	1:04.65	1:03.76	1:05.32

37	Ben PHILLIPS										
	Lap	1	2	3	4	5	6	7	8	9	10
	1	1:07.07	1:02.22	1:00.99	1:00.90	1:00.46	1:01.74	59.97	1:01.02	1:00.80	59.42

43	Dean MARTIN										
	Lap	1	2	3	4	5	6	7	8	9	10
	1	1:17.50	1:10.81	1:09.64	1:09.99	1:09.80	1:09.18	1:11.11	1:08.06	1:09.27	

50	David JACKSON										
	Lap	1	2	3	4	5	6	7	8	9	10
	1	1:08.84	1:04.12	1:03.52	1:03.06	1:03.40	1:03.18	1:02.84	1:02.42	1:01.71	1:01.96

62	Darren PUGH										
	Lap	1	2	3	4	5	6	7	8	9	10
	1	1:24.76	1:17.01	1:15.04	1:13.92	1:13.30	1:12.75	1:13.65	1:14.84	1:15.07	

71	Jody LEES										
	Lap	1	2	3	4	5	6	7	8	9	10
	1	1:06.25	1:01.60	1:01.26	1:01.12	1:01.48	1:00.91	1:00.41	1:00.93	1:00.63	1:00.60

72	Andrew HOLLAND										
	Lap	1	2	3	4	5	6	7	8	9	10
	1	1:13.30	1:04.56	1:04.88	1:04.43	1:03.90	1:03.08	1:03.44	1:05.54	1:02.50	1:03.08

89	Kevin ATKINS										
	Lap	1	2	3	4	5	6	7	8	9	10
	1	1:09.22	1:03.29	1:03.24	1:02.57	1:02.62	1:03.16	1:02.64	1:02.38	1:02.27	1:02.10

90	Mark WOOD										
	Lap	1	2	3	4	5	6	7	8	9	10
	1	1:19.61	1:11.81	1:11.29	1:10.36	1:09.47	1:08.81	1:09.04	1:08.94	1:15.53	

Lap Chart

600 CHAMPIONSHIPS - RACE 9

Lap 1		Lap 2		Lap 3		Lap 4		Lap 5		Lap 6		Lap 7		Lap 8		Lap 9		Lap 10	
No	Time	No	Time	No	Time	No	Time	No	Time	No	Time	No	Time	No	Time	No	Time	No	Time
71	1:06.25	71	2:07.85	71	3:09.11	71	4:10.23	37	5:11.64	71	6:12.62	71	7:13.03	71	8:13.96	71	9:14.59	37	10:14.59
37	1:07.07	37	2:09.29	37	3:10.28	37	4:11.18	71	5:11.71	37	6:13.38	37	7:13.35	37	8:14.37	37	9:15.17	71	10:15.19
50	1:08.84	89	2:12.51	89	3:15.75	89	4:18.32	89	5:20.94	62	6:24.03 *1	89	7:26.74	43	8:18.03 *1	43	9:26.09 *1	89	10:33.49
89	1:09.22	50	2:12.96	50	3:16.48	50	4:19.54	50	5:22.94	89	6:24.10	50	7:28.96	90	8:20.39 *1	90	9:29.33 *1	50	10:35.05
29	1:10.68	29	2:14.15	29	3:17.73	19	4:20.89	19	5:23.55	50	6:26.12	19	7:29.74	89	8:29.12	89	9:31.39	19	10:35.27
19	1:11.02	19	2:15.52	19	3:18.70	29	4:21.72	29	5:24.85	19	6:26.59	29	7:32.87	50	8:31.38	19	9:32.86	43	10:35.36 *1
14	1:12.90	72	2:17.86	72	3:22.74	72	4:27.17	72	5:31.07	29	6:28.36	62	7:36.78 *1	19	8:32.07	50	9:33.09	90	10:44.86 *1
72	1:13.30	14	2:20.70	14	3:26.93	14	4:34.22	14	5:41.97	72	6:34.15	72	7:37.59	29	8:37.52	29	9:41.28	29	10:46.60
20	1:15.24	20	2:22.50	20	3:29.02	20	4:35.57	20	5:43.51	14	6:50.26	14	7:57.06	72	8:43.13	72	9:45.63	72	10:48.71
43	1:17.50	43	2:28.31	43	3:37.95	43	4:47.94	43	5:57.74	20	6:50.87	20	7:57.49	62	8:50.43 *1	62	10:05.27 *1	20	11:15.73
90	1:19.61	90	2:31.42	90	3:42.71	90	4:53.07	90	6:02.54	43	7:06.92			14	9:03.24	20	10:09.21	14	11:18.53
62	1:24.76	62	2:41.77	62	3:56.81	62	5:10.73			90	7:11.35			20	9:03.47	14	10:10.39	62	11:20.34 *1

NEW ERA RACE RESULTS

SOUND OF THUNDER

RESULTS BY



HS Sports Ltd
Unit 5, Radnor Park Industrial Estate
Congleton, Cheshire CW12 4XN
Tel. +44 (0)1260 275708
Fax +44 (0)1260 278352
www.hssports.co.uk

NEW ERA RACE RESULTS

Mallory Park - Sunday 30th August 2009

Club Championships - Round 11

SOUND OF THUNDER

TIMED PRACTICE

Pl	No	Cl	Name	Machine	Entrant/Sponsor	Laps	Time on Lap	Behind	MPH
1	22	ST	Chris NORRIS	Ducati 1098	Elite Cars	14	56.76	4	88.16
2	21	ST	Dan CRUICKSHANK	Ducati 1098		8	57.71	6	00.95 86.71
3	89	ST	Kevin ATKINS	Triumph 675	Paul Stock Interiors	9	57.76	2	01.00 86.63
4	15	ST N	Andy BLACKMAN	Aprilia 1000	Mr & Mrs Blackman	17	58.08	6	01.32 86.16
5	10	ST	Tom WARNER	Ducati 1098		16	58.55	6	01.79 85.47
6	47	ST	Les LINEY	Ducati 998	Les Liney Autos	15	58.57	2	01.81 85.44
7	62	ST	Sam WEST	Ducati 1098	Water Lane Clinic	11	58.72	8	01.96 85.22
8	35	ST	San SMEETON	Honda 1000		14	1:00.16	11	03.40 83.18
9	135	ST	John GOULDING	Aprilia 990		16	1:01.04	2	04.28 81.98
10	118	ST	Sandra HARMAN	Honda 1000	Slough Turf / JMB Horsepower	7	1:01.14	5	04.38 81.84
11	5	ST	Martin BLACK	Honda 999	C2C 2000	6	1:01.84	2	05.08 80.92
12	77	ST N	John LEWIS	Aprilia 998		13	1:01.86	13	05.10 80.89

Start Time : 10:43

30 Aug 09 11:01

Clerk of Course :

Time Issued :

Chief Timekeeper : Anthony Smith

THESE RESULTS REMAIN PROVISIONAL FOR A MINIMUM OF 30 MINUTES FROM THE TIME OF ISSUE

HS Sports Timing and Results Systems - Results and Lap Times at www.hssports.co.uk

SOUND OF THUNDER

LAP TIMES - TIMED PRACTICE

5 Martin BLACK

Lap	1	2	3	4	5	6	7	8	9	10
1	1:05.34	1:01.84	1:02.98	1:01.86	1:01.93	1:03.14				

10 Tom WARNER

Lap	1	2	3	4	5	6	7	8	9	10
1	59.47	58.86	59.03	58.77	58.69	58.55	59.22	59.02	59.87	59.34
11	59.00	1:00.58	59.83	59.11	58.99	59.50				

15 Andy BLACKMAN

Lap	1	2	3	4	5	6	7	8	9	10
1	59.93	58.97	1:00.51	59.45	58.60	58.08	58.73	58.69	58.69	58.66
11	58.54	58.59	58.44	58.78	58.56	58.65	58.43			

21 Dan CRUICKSHANK

Lap	1	2	3	4	5	6	7	8	9	10
1	58.75	57.97	57.84	57.76	58.03	57.71	58.78	59.39		

22 Chris NORRIS

Lap	1	2	3	4	5	6	7	8	9	10
1	59.64	58.42	57.40	56.76	57.32	56.84	57.19	57.07	57.71	57.36
11	57.04	57.43	58.81	57.30						

35 San SMEETON

Lap	1	2	3	4	5	6	7	8	9	10
1	1:03.70	1:07.39	1:06.87	1:00.60	1:01.91	1:01.73	1:02.34	1:01.15	1:00.86	1:01.23
11	1:00.16	1:02.77	1:00.37	1:02.82						

47 Les LINEY

Lap	1	2	3	4	5	6	7	8	9	10
1	59.22	58.57	59.02	58.77	58.65	58.77	1:00.84	1:00.94	59.24	59.56
11	59.52	58.84	59.61	59.26	1:00.20					

62 Sam WEST

Lap	1	2	3	4	5	6	7	8	9	10
1	1:04.74	1:02.32	1:00.53	1:00.29	1:00.35	1:00.93	1:00.02	58.72	59.04	58.94
11	1:00.11									

77 John LEWIS

Lap	1	2	3	4	5	6	7	8	9	10
1	1:06.38	1:04.64	1:03.63	1:03.00	1:03.57	1:03.45	1:03.42	1:04.23	1:03.58	1:03.65
11	1:02.59	1:02.99	1:01.86							

89 Kevin ATKINS

Lap	1	2	3	4	5	6	7	8	9	10
1	58.71	57.76	59.04	58.91	59.05	1:01.06	1:00.08	59.03	58.98	

118 Sandra HARMAN

Lap	1	2	3	4	5	6	7	8	9	10
1	1:03.23	1:01.87	1:01.73	1:01.24	1:01.14	1:02.55	1:01.54			

135 John GOULDING


Lap	1	2	3	4	5	6	7	8	9	10
1	1:02.09	1:01.04	1:01.07	1:02.22	1:01.62	1:01.26	1:01.23	1:01.73	1:01.94	1:01.48
11	1:01.86	1:01.86	1:02.12	1:02.15	1:01.11	1:01.54				

NEW ERA RACE GRID

SOUND OF THUNDER

RACE 5 & RACE 10

ROW 3	77 01:01.860 LEWIS 12	5 01:01.840 BLACK 11	118 01:01.140 HARMAN 10	135 01:01.040 GOULDING 9
ROW 2	35 01:00.160 SMEETON 8	62 00:58.720 WEST 7	47 00:58.570 LINEY 6	10 00:58.550 WARNER 5
ROW 1	15 00:58.080 BLACKMAN 4	89 00:57.760 ATKINS 3	21 00:57.710 CRUICKSHANK 2	22 00:56.760 NORRIS 1
				POLE



NEW ERA RACE RESULTS

Mallory Park - Sunday 30th August 2009

Club Championships - Round 11

SOUND OF THUNDER

RESULT - RACE 5 - Amended

PI	No	Cl	Name	Machine	Entrant/Sponsor	Laps	Time	Behind	MPH	Best Lap on	MPH
1	22	ST	Chris NORRIS	Ducati 1098	Elite Cars	10	9:38.29		86.53	56.98	5 87.82
2	21	ST	Dan CRUICKSHANK	Ducati 1098		10	9:48.12	9.83	85.08	57.53	8 86.98
3	15	ST N	Andy BLACKMAN	Aprilia 1000	Mr & Mrs Blackman	10	9:48.84	10.55	84.98	57.65	8 86.80
4	89	ST	Kevin ATKINS	Triumph 675	Paul Stock Interiors	10	9:55.97	17.68	83.96	57.85	5 86.50
5	62	ST	Sam WEST	Ducati 1098	Water Lane Clinic	10	9:58.62	20.33	83.59	58.71	3 85.23
6	47	ST	Les LINEY	Ducati 998	Les Liney Autos	10	9:59.31	21.02	83.50	58.83	6 85.06
7	10	ST	Tom WARNER	Ducati 1098		10	9:59.31	21.02	83.50	58.88	8 84.99
8	135	ST	John GOULDING	Aprilia 990		10	10:15.64	37.35	81.28	1:00.28	9 83.01
9	118	ST	Sandra HARMAN	Honda 1000	Slough Turf / JMB Horse	10	10:24.60	46.31	80.12	1:00.74	3 82.38
10	77	ST N	John LEWIS	Aprilia 998		10	10:25.53	47.24	80.00	1:00.89	5 82.18
11	5	ST	Martin BLACK	Honda 999	C2C 2000	10	10:34.80	56.51	78.83	1:02.01	7 80.70

Not-Classified

35	ST		San SMEETON	Honda 1000		4	4:11.62	DNF	79.55	59.52	3 84.07
----	----	--	-------------	------------	--	---	---------	-----	-------	-------	---------

Fastest Lap

22	ST		Chris NORRIS	Ducati 1098	Elite Cars					56.98	5 87.82
----	----	--	--------------	-------------	------------	--	--	--	--	-------	---------

No. 89 - Time includes a 10 second jump start penalty

Start Time : 13:19

30 Aug 09 13:58

Clerk of Course :

Time Issued :

Chief Timekeeper : Anthony Smith

THESE RESULTS REMAIN PROVISIONAL FOR A MINIMUM OF 30 MINUTES FROM THE TIME OF ISSUE

HS Sports Timing and Results Systems - Results and Lap Times at www.hssports.co.uk

SOUND OF THUNDER

LAP TIMES - RACE 5

5	Martin BLACK										
	Lap	1	2	3	4	5	6	7	8	9	10
	1	1:09.45	1:04.29	1:03.20	1:02.50	1:02.30	1:02.18	1:02.01	1:02.54	1:02.34	1:03.99
10	Tom WARNER										
	Lap	1	2	3	4	5	6	7	8	9	10
	1	1:05.68	59.51	59.48	59.36	58.90	59.60	59.26	58.88	59.22	59.42
15	Andy BLACKMAN										
	Lap	1	2	3	4	5	6	7	8	9	10
	1	1:03.97	58.38	58.08	58.30	58.09	58.28	58.10	57.65	57.70	1:00.29
21	Dan CRUICKSHANK										
	Lap	1	2	3	4	5	6	7	8	9	10
	1	1:02.84	57.82	57.78	58.48	58.03	58.51	59.03	57.53	58.28	59.82
22	Chris NORRIS										
	Lap	1	2	3	4	5	6	7	8	9	10
	1	1:01.93	57.54	57.04	57.24	56.98	57.11	57.23	57.42	57.47	58.33
35	San SMEETON										
	Lap	1	2	3	4	5	6	7	8	9	10
	1	1:06.71	1:00.13	59.52	1:05.26						
47	Les LINEY										
	Lap	1	2	3	4	5	6	7	8	9	10
	1	1:05.92	59.61	59.31	59.21	1:00.10	58.83	58.93	59.14	58.98	59.28
62	Sam WEST										
	Lap	1	2	3	4	5	6	7	8	9	10
	1	1:04.88	59.43	58.71	59.45	58.98	59.89	59.17	59.32	59.43	59.36
77	John LEWIS										
	Lap	1	2	3	4	5	6	7	8	9	10
	1	1:10.21	1:02.21	1:02.06	1:01.67	1:00.89	1:01.70	1:02.07	1:01.66	1:01.77	1:01.29
89	Kevin ATKINS										
	Lap	1	2	3	4	5	6	7	8	9	10
	1	1:01.39	58.75	58.09	59.22	57.85	58.07	58.51	57.98	57.94	58.17
118	Sandra HARMAN										
	Lap	1	2	3	4	5	6	7	8	9	10
	1	1:09.82	1:02.36	1:00.74	1:01.50	1:01.93	1:02.24	1:01.58	1:01.65	1:01.54	1:01.24
135	John GOULDING										
	Lap	1	2	3	4	5	6	7	8	9	10
	1	1:08.14	1:01.69	1:01.24	1:00.98	1:00.66	1:00.92	1:00.63	1:00.42	1:00.28	1:00.68

Lap Chart

SOUND OF THUNDER - RACE 5

Lap 1		Lap 2		Lap 3		Lap 4		Lap 5		Lap 6		Lap 7		Lap 8		Lap 9		Lap 10	
No	Time	No	Time	No	Time	No	Time	No	Time	No	Time	No	Time	No	Time	No	Time	No	Time
89	1:01.39	22	1:59.47	22	2:56.51	22	3:53.75	22	4:50.73	22	5:47.84	22	6:45.07	22	7:42.49	22	8:39.96	22	9:38.29
22	1:01.93	89	2:00.14	89	2:58.23	21	3:56.92	21	4:54.95	89	5:53.37	89	6:51.88	89	7:49.86	89	8:47.80	89	9:45.97
21	1:02.84	21	2:00.66	21	2:58.44	89	3:57.45	89	4:55.30	21	5:53.46	21	6:52.49	21	7:50.02	21	8:48.30	21	9:48.12
15	1:03.97	15	2:02.35	15	3:00.43	15	3:58.73	15	4:56.82	15	5:55.10	15	6:53.20	15	7:50.85	15	8:48.55	15	9:48.84
62	1:04.88	62	2:04.31	62	3:03.02	62	4:02.47	62	5:01.45	62	6:01.34	62	7:00.51	62	7:59.83	62	8:59.26	62	9:58.62
10	1:05.68	10	2:05.19	10	3:04.67	10	4:04.03	10	5:02.93	10	6:02.53	10	7:01.79	10	8:00.67	10	8:59.89	47	9:59.31
47	1:05.92	47	2:05.53	47	3:04.84	47	4:04.05	47	5:04.15	47	6:02.98	47	7:01.91	47	8:01.05	47	9:00.03	10	9:59.31
35	1:06.71	35	2:06.84	35	3:06.36	35	4:11.62	135	5:12.71	135	6:13.63	135	7:14.26	135	8:14.68	135	9:14.96	135	10:15.64
135	1:08.14	135	2:09.83	135	3:11.07	135	4:12.05	118	5:16.35	118	6:18.59	118	7:20.17	118	8:21.82	118	9:23.36	118	10:24.60
5	1:09.45	118	2:12.18	118	3:12.92	118	4:14.42	77	5:17.04	77	6:18.74	77	7:20.81	77	8:22.47	77	9:24.24	77	10:25.53
118	1:09.82	77	2:12.42	77	3:14.48	77	4:16.15	5	5:21.74	5	6:23.92	5	7:25.93	5	8:28.47	5	9:30.81	5	10:34.80
77	1:10.21	5	2:13.74	5	3:16.94	5	4:19.44												

NEW ERA RACE RESULTS

Mallory Park - Sunday 30th August 2009

Club Championships - Round 11

SOUND OF THUNDER

RESULT - RACE 10

PI	No	Cl	Name	Machine	Entrant/Sponsor	Laps	Time	Behind	MPH	Best Lap on	MPH
1	89	ST	Kevin ATKINS	Triumph 675	Paul Stock Interiors	10	10:22.36		80.40	1:00.23	3 83.08
2	21	ST	Dan CRUICKSHANK	Ducati 1098		10	10:38.44	16.08	78.38	1:02.44	5 80.14
3	15	ST N	Andy BLACKMAN	Aprilia 1000	Mr & Mrs Blackman	10	10:40.76	18.40	78.09	1:01.95	9 80.77
4	22	ST	Chris NORRIS	Ducati 1098	Elite Cars	10	10:43.87	21.51	77.72	1:02.06	9 80.63
5	47	ST	Les LINEY	Ducati 998	Les Liney Autos	10	10:44.14	21.78	77.68	1:03.01	9 79.42
6	118	ST	Sandra HARMAN	Honda 1000	Slough Turf / JMB Horse	10	10:53.58	31.22	76.56	1:03.92	3 78.29
7	62	ST	Sam WEST	Ducati 1098	Water Lane Clinic	10	11:06.38	44.02	75.09	1:05.28	9 76.65
8	10	ST	Tom WARNER	Ducati 1098		9	10:23.82	1 Lap	72.19	1:07.26	9 74.40
9	77	ST N	John LEWIS	Aprilia 998		9	10:41.20	1 Lap	70.24	1:10.23	8 71.25
10	5	ST	Martin BLACK	Honda 999	C2C 2000	9	11:15.19	1 Lap	66.70	1:12.88	6 68.66

Fastest Lap

89	ST	Kevin ATKINS	Triumph 675	Paul Stock Interiors					1:00.23	3	83.08
----	----	--------------	-------------	----------------------	--	--	--	--	---------	---	-------

Start Time : 15:53

30 Aug 09 16:05

Clerk of Course :

Time Issued :

Chief Timekeeper : Anthony Smith

THESE RESULTS REMAIN PROVISIONAL FOR A MINIMUM OF 30 MINUTES FROM THE TIME OF ISSUE

HS Sports Timing and Results Systems - Results and Lap Times at www.hssports.co.uk

SOUND OF THUNDER

LAP TIMES - RACE 10

5 Martin BLACK

Lap	1	2	3	4	5	6	7	8	9	10
1	1:19.86	1:13.13	1:13.36	1:12.95	1:13.68	1:12.88	1:21.85	1:14.35	1:13.13	

10 Tom WARNER

Lap	1	2	3	4	5	6	7	8	9	10
1	1:15.70	1:09.00	1:08.77	1:08.68	1:08.89	1:08.81	1:08.38	1:08.33	1:07.26	

15 Andy BLACKMAN

Lap	1	2	3	4	5	6	7	8	9	10
1	1:09.50	1:05.31	1:04.28	1:03.98	1:03.56	1:03.83	1:03.24	1:02.71	1:01.95	1:02.40

21 Dan CRUICKSHANK

Lap	1	2	3	4	5	6	7	8	9	10
1	1:10.16	1:03.83	1:03.35	1:03.07	1:02.44	1:03.83	1:03.10	1:03.37	1:02.51	1:02.78

22 Chris NORRIS

Lap	1	2	3	4	5	6	7	8	9	10
1	1:11.56	1:04.48	1:03.57	1:03.97	1:03.43	1:03.09	1:03.46	1:03.10	1:02.06	1:05.15

47 Les LINEY

Lap	1	2	3	4	5	6	7	8	9	10
1	1:10.21	1:05.08	1:04.83	1:04.28	1:03.94	1:03.43	1:03.06	1:03.26	1:03.01	1:03.04

62 Sam WEST

Lap	1	2	3	4	5	6	7	8	9	10
1	1:13.57	1:07.60	1:06.12	1:06.27	1:05.66	1:05.47	1:05.60	1:05.34	1:05.28	1:05.47

77 John LEWIS

Lap	1	2	3	4	5	6	7	8	9	10
1	1:17.66	1:10.36	1:10.39	1:10.45	1:10.54	1:10.51	1:10.36	1:10.23	1:10.70	

89 Kevin ATKINS

Lap	1	2	3	4	5	6	7	8	9	10
1	1:04.64	1:00.98	1:00.23	1:00.96	1:02.16	1:02.40	1:02.54	1:02.99	1:02.67	1:02.79

118 Sandra HARMAN

Lap	1	2	3	4	5	6	7	8	9	10
1	1:13.77	1:05.55	1:03.92	1:04.01	1:04.00	1:04.33	1:04.67	1:04.43	1:04.20	1:04.70

Lap Chart

SOUND OF THUNDER - RACE 10

Lap 1		Lap 2		Lap 3		Lap 4		Lap 5		Lap 6		Lap 7		Lap 8		Lap 9		Lap 10	
No	Time	No	Time	No	Time	No	Time	No	Time	No	Time	No	Time	No	Time	No	Time	No	Time
89	1:04.64	89	2:05.62	89	3:05.85	89	4:06.81	89	5:08.97	89	6:11.37	89	7:13.91	89	8:16.90	89	9:19.57	89	10:22.36
15	1:09.50	21	2:13.99	21	3:17.34	21	4:20.41	21	5:22.85	5	6:12.98 *1	5	7:25.86 *1	77	8:20.27 *1	77	9:30.50 *1	10	10:23.82 *1
21	1:10.16	15	2:14.81	15	3:19.09	15	4:23.07	15	5:26.63	21	6:26.68	21	7:29.78	21	8:33.15	21	9:35.66	21	10:38.44
47	1:10.21	47	2:15.29	22	3:19.61	22	4:23.58	22	5:27.01	22	6:30.10	22	7:33.56	15	8:36.41	15	9:38.36	15	10:40.76
22	1:11.56	22	2:16.04	47	3:20.12	47	4:24.40	47	5:28.34	15	6:30.46	15	7:33.70	22	8:36.66	22	9:38.72	77	10:41.20 *1
62	1:13.57	118	2:19.32	118	3:23.24	118	4:27.25	118	5:31.25	47	6:31.77	47	7:34.83	47	8:38.09	47	9:41.10	22	10:43.87
118	1:13.77	62	2:21.17	62	3:27.29	62	4:33.56	62	5:39.22	118	6:35.58	118	7:40.25	118	8:44.68	118	9:48.88	47	10:44.14
10	1:15.70	10	2:24.70	10	3:33.47	10	4:42.15	10	5:51.04	62	6:44.69	62	7:50.29	5	8:47.71 *1	62	10:00.91	118	10:53.58
77	1:17.66	77	2:28.02	77	3:38.41	77	4:48.86	77	5:59.40	10	6:59.85	10	8:08.23	62	8:55.63	5	10:02.06 *1	62	11:06.38
5	1:19.86	5	2:32.99	5	3:46.35	5	4:59.30			77	7:09.91			10	9:16.56			5	11:15.19 *1

NEW ERA RACE RESULTS

PRO-BIKE OPEN

RESULTS BY



HS Sports Ltd
Unit 5, Radnor Park Industrial Estate
Congleton, Cheshire CW12 4XN
Tel. +44 (0)1260 275708
Fax +44 (0)1260 278352
www.hssports.co.uk

NEW ERA RACE RESULTS

Mallory Park - Sunday 30th August 2009

Club Championships - Round 11

PRO-BIKE OPEN CHAMPIONSHIP

TIMED PRACTICE

Pl	No	Cl	Name	Machine	Entrant/Sponsor	Laps	Time on Lap	Behind	MPH	
1	28	PB	Phil BROOKS	Yamaha 1000		4	55.67	3	89.89	
2	212	PB	Pete WESTON	Yamaha 1000	Trentside Garage	17	57.66	12	01.99	86.78
3	67	PB	Ian McSEVENEY	Kawasaki 1000		5	57.68	3	02.01	86.75
4	40	PB	Malcolm BATE	Suzuki 1000		7	57.72	5	02.05	86.69
5	39	PB	Sean HAYES	Suzuki 1000	Circuit Based Training	9	58.78	9	03.11	85.13
6	113	PB N	Gordon SCOTT	Suzuki 1000		11	58.88	5	03.21	84.99
7	35	PS	Jason BREWSTER	Suzuki 750		7	59.34	7	03.67	84.33
8	121	PB	Steve ATKINS	Suzuki 1000		8	59.50	7	03.83	84.10
9	13	PB	Dave CHARRETT	Suzuki 1000		16	59.65	16	03.98	83.89
10	10	PB	John TATHAM	Yamaha 998		16	1:00.04	12	04.37	83.34
11	178	PS	Rob HOBBS	Suzuki 1000		16	1:00.30	15	04.63	82.99
12	149	PB N	Stephen GIBSON	Yamaha 1000		6	1:01.55	3	05.88	81.30
13	61	PS	Charles OLLIS	Honda 1000		15	1:01.61	11	05.94	81.22
14	118	PB	Sandra HARMAN	Honda 1000	Slough Turf / JMB Horsepower	4	1:02.27	2	06.60	80.36
15	89	PB N	John BOAKYE	Kawasaki 1000		9	1:02.60	6	06.93	79.94
16	66	PB	Alex MORRIS	Kawasaki 1000		6	1:03.82	4	08.15	78.41
17	4	PB N	Nick GROBLER	Yamaha 1000		13	1:05.14	11	09.47	76.82

Start Time : 11:02

30 Aug 09 11:21

Clerk of Course :

Time Issued :

Chief Timekeeper : Anthony Smith

THESE RESULTS REMAIN PROVISIONAL FOR A MINIMUM OF 30 MINUTES FROM THE TIME OF ISSUE

HS Sports Timing and Results Systems - Results and Lap Times at www.hssports.co.uk

PRO-BIKE OPEN CHAMPIONSHIP

LAP TIMES - TIMED PRACTICE

4	Nick GROBLER										
Lap	1	2	3	4	5	6	7	8	9	10	
1	1:29.12	1:10.43	2:56.61	1:07.82	1:05.78	1:05.49	1:05.94	1:06.63	1:05.93	1:06.80	
11	1:05.14	1:06.50	1:05.30								
10	John TATHAM										
Lap	1	2	3	4	5	6	7	8	9	10	
1	1:05.88	1:02.37	1:01.88	1:00.99	1:00.33	1:00.23	1:00.75	1:01.04	1:00.52	1:00.37	
11	1:00.55	1:00.04	1:00.15	1:00.30	1:01.02	1:00.10					
13	Dave CHARRETT										
Lap	1	2	3	4	5	6	7	8	9	10	
1	1:05.19	1:04.48	1:00.77	1:00.36	1:00.30	1:00.27	1:00.38	1:00.25	59.94	1:00.16	
11	1:00.32	59.83	1:00.51	59.82	1:00.05	59.65					
28	Phil BROOKS										
Lap	1	2	3	4	5	6	7	8	9	10	
1	57.54	56.89	55.67	56.03							
35	Jason BREWSTER										
Lap	1	2	3	4	5	6	7	8	9	10	
1	59.95	1:00.08	59.49	59.65	59.62	59.67	59.34				
39	Sean HAYES										
Lap	1	2	3	4	5	6	7	8	9	10	
1	1:02.17	59.94	59.68	59.92	59.02	58.79	58.83	59.15	58.78		
40	Malcolm BATE										
Lap	1	2	3	4	5	6	7	8	9	10	
1	1:03.66	1:01.57	58.58	58.52	57.72	59.30	59.98				
61	Charles OLLIS										
Lap	1	2	3	4	5	6	7	8	9	10	
1	1:11.23	1:07.77	1:05.54	1:05.36	1:04.09	1:02.95	1:02.77	1:02.54	1:02.13	1:02.52	
11	1:01.61	1:02.45	1:02.25	1:02.01	1:02.05						
66	Alex MORRIS										
Lap	1	2	3	4	5	6	7	8	9	10	
1	1:05.73	1:07.63	1:04.89	1:03.82	1:05.01	1:06.18					
67	Ian McSEVENEY										
Lap	1	2	3	4	5	6	7	8	9	10	
1	58.24	58.29	57.68	59.19	57.98						
89	John BOAKYE										
Lap	1	2	3	4	5	6	7	8	9	10	
1	1:05.87	1:04.48	1:04.23	1:02.68	1:03.26	1:02.60	1:02.75	3:21.94	1:02.72		
113	Gordon SCOTT										
Lap	1	2	3	4	5	6	7	8	9	10	
1	1:00.21	1:00.18	59.93	59.48	58.88	59.04	59.40	59.54	59.35	58.95	

11 58.93

118 Sandra HARMAN

Lap	1	2	3	4	5	6	7	8	9	10
1	1:05.54	1:02.27	1:03.10	1:02.86						

121 Steve ATKINS

Lap	1	2	3	4	5	6	7	8	9	10
1	1:02.58	1:01.33	59.94	1:00.53	1:00.27	1:00.34	59.50	1:00.00		

149 Stephen GIBSON

Lap	1	2	3	4	5	6	7	8	9	10
1	1:01.93	1:01.89	1:01.55	1:01.74	1:01.66	1:01.79				

178 Rob HOBBS

Lap	1	2	3	4	5	6	7	8	9	10
1	1:07.31	1:06.16	1:04.24	1:03.54	1:02.87	1:02.04	1:02.30	1:01.33	1:01.24	1:01.17
11	1:01.52	1:01.18	1:00.92	1:01.84	1:00.30	1:00.35				

212 Pete WESTON


Lap	1	2	3	4	5	6	7	8	9	10
1	58.96	58.11	58.33	58.78	57.72	58.88	1:00.31	58.66	57.82	57.82
11	58.21	57.66	58.46	57.99	58.65	58.07	57.66			

NEW ERA RACE GRID

PRO-BIKE OPEN CHAMPIONSHIP

RACE 6 & RACE 11

ROW 5	20	19	18	4 01:05.140 GROBLER
ROW 4	66 01:03.820 MORRIS	89 01:02.600 BOAKYE	118 01:02.270 HARMAN	61 01:01.610 OLLIS
ROW 3	149 01:01.550 GIBSON	178 01:00.300 HOBBS	10 01:00.040 TATHAM	13 00:59.650 CHARRETT
ROW 2	121 00:59.500 ATKINS	35 00:59.340 BREWSTER	113 00:58.880 SCOTT	39 00:58.780 HAYES
ROW 1	40 00:57.720 BATE	67 00:57.680 MCSEVENEY	212 00:57.660 WESTON	28 00:55.670 BROOKS
				POLE



NEW ERA RACE RESULTS

Mallory Park - Sunday 30th August 2009

Club Championships - Round 11

PRO-BIKE OPEN CHAMPIONSHIP

RESULT - RACE 6

PI	No	Cl	Name	Machine	Entrant/Sponsor	Laps	Time	Behind	MPH	Best Lap on	MPH	
1	28	PB	Phil BROOKS	Yamaha 1000		10	9:49.68		84.86	57.56	10	86.94
2	67	PB	Ian McSEVENEY	Kawasaki 1000		10	10:03.96	14.28	82.85	58.90	2	84.96
3	40	PB	Malcolm BATE	Suzuki 1000		10	10:19.66	29.98	80.75	1:00.63	6	82.53
4	212	PB	Pete WESTON	Yamaha 1000	Trentside Garage	10	10:20.01	30.33	80.71	1:00.57	2	82.62
5	35	PS	Jason BREWSTER	Suzuki 750		10	10:35.73	46.05	78.71	1:02.11	9	80.57
6	10	PB	John TATHAM	Yamaha 998		10	10:36.20	46.52	78.65	1:01.64	6	81.18
7	118	PB	Sandra HARMAN	Honda 1000	Slough Turf / JMB Horse	10	10:41.64	51.96	77.99	1:01.48	10	81.39
8	149	PB N	Stephen GIBSON	Yamaha 1000		10	10:41.94	52.26	77.95	1:02.12	9	80.55
9	39	PB	Sean HAYES	Suzuki 1000	Circuit Based Training	9	9:50.22	1 Lap	76.30	1:03.80	6	78.43
10	178	PS	Rob HOBBS	Suzuki 1000		9	10:07.80	1 Lap	74.10	1:04.60	4	77.46
11	61	PS	Charles OLLIS	Honda 1000		9	10:50.12	1 Lap	69.27	1:09.80	4	71.69
<u>Not-Classified</u>												
113	PB N		Gordon SCOTT	Suzuki 1000		2	2:09.39	DNF	77.35	1:00.60	2	82.57
121	PB		Steve ATKINS	Suzuki 1000		1	1:17.19	DNF	64.83		0	0.00
13	PB		Dave CHARRETT	Suzuki 1000		0		Starter				
<u>Fastest Lap</u>												
28	PB		Phil BROOKS	Yamaha 1000						57.56	10	86.94
35	PS		Jason BREWSTER	Suzuki 750						1:02.11	9	80.57

Start Time : 14:37

30 Aug 09 14:50

Clerk of Course :

Time Issued :

Chief Timekeeper : Anthony Smith

THESE RESULTS REMAIN PROVISIONAL FOR A MINIMUM OF 30 MINUTES FROM THE TIME OF ISSUE

HS Sports Timing and Results Systems - Results and Lap Times at www.hssports.co.uk

PRO-BIKE OPEN CHAMPIONSHIP

LAP TIMES - RACE 6

10	John TATHAM										
	Lap	1	2	3	4	5	6	7	8	9	10
	1	1:12.03	1:03.47	1:05.12	1:02.54	1:02.02	1:01.64	1:02.24	1:01.80	1:02.97	1:02.37
28	Phil BROOKS										
	Lap	1	2	3	4	5	6	7	8	9	10
	1	1:04.75	58.62	59.00	1:00.92	58.22	57.58	57.59	57.73	57.71	57.56
35	Jason BREWSTER										
	Lap	1	2	3	4	5	6	7	8	9	10
	1	1:08.71	1:03.36	1:04.08	1:03.48	1:03.16	1:03.04	1:02.44	1:03.02	1:02.11	1:02.33
39	Sean HAYES										
	Lap	1	2	3	4	5	6	7	8	9	10
	1	1:11.23	1:06.28	1:06.05	1:04.71	1:04.25	1:03.80	1:04.35	1:04.48	1:05.07	
40	Malcolm BATE										
	Lap	1	2	3	4	5	6	7	8	9	10
	1	1:07.51	1:00.98	1:01.15	1:01.94	1:02.09	1:00.63	1:01.19	1:01.34	1:01.33	1:01.50
61	Charles OLLIS										
	Lap	1	2	3	4	5	6	7	8	9	10
	1	1:20.24	1:12.30	1:12.23	1:09.80	1:12.09	1:11.40	1:10.26	1:11.94	1:09.86	
67	Ian McSEVENEY										
	Lap	1	2	3	4	5	6	7	8	9	10
	1	1:04.14	58.90	59.35	1:00.71	59.18	1:00.26	59.98	1:00.23	1:00.31	1:00.90
113	Gordon SCOTT										
	Lap	1	2	3	4	5	6	7	8	9	10
	1	1:08.79	1:00.60								
118	Sandra HARMAN										
	Lap	1	2	3	4	5	6	7	8	9	10
	1	1:12.79	1:05.16	1:05.83	1:04.85	1:02.74	1:01.58	1:02.19	1:01.97	1:03.05	1:01.48
121	Steve ATKINS										
	Lap	1	2	3	4	5	6	7	8	9	10
	1	1:17.19									
149	Stephen GIBSON										
	Lap	1	2	3	4	5	6	7	8	9	10
	1	1:11.51	1:05.11	1:05.08	1:04.01	1:02.88	1:03.53	1:02.36	1:03.18	1:02.12	1:02.16
178	Rob HOBBS										
	Lap	1	2	3	4	5	6	7	8	9	10
	1	1:17.25	1:07.67	1:07.19	1:04.60	1:06.26	1:07.55	1:06.00	1:06.01	1:05.27	
212	Pete WESTON										
	Lap	1	2	3	4	5	6	7	8	9	10
	1	1:06.38	1:00.57	1:00.87	1:00.95	1:02.23	1:02.30	1:01.95	1:01.35	1:01.29	1:02.12

Lap Chart

PRO-BIKE OPEN CHAMPIONSHIP - RACE 6

Lap 1		Lap 2		Lap 3		Lap 4		Lap 5		Lap 6		Lap 7		Lap 8		Lap 9		Lap 10	
No	Time	No	Time	No	Time	No	Time	No	Time	No	Time	No	Time	No	Time	No	Time	No	Time
67	1:04.14	67	2:03.04	28	3:02.37	67	4:03.10	28	5:01.51	28	5:59.09	28	6:56.68	28	7:54.41	28	8:52.12	28	9:49.68
28	1:04.75	28	2:03.37	67	3:02.39	28	4:03.29	67	5:02.28	67	6:02.54	67	7:02.52	178	7:56.52 *1	178	9:02.53 *1	39	9:50.22 *1
212	1:06.38	212	2:06.95	212	3:07.82	212	4:08.77	212	5:11.00	61	6:06.66 *1	212	7:15.25	67	8:02.75	67	9:03.06	67	10:03.96
40	1:07.51	40	2:08.49	40	3:09.64	40	4:11.58	40	5:13.67	212	6:13.30	40	7:15.49	212	8:16.60	212	9:17.89	178	10:07.80 *1
35	1:08.71	113	2:09.39	35	3:16.15	35	4:19.63	35	5:22.79	40	6:14.30	61	7:18.06 *1	40	8:16.83	40	9:18.16	40	10:19.66
113	1:08.79	35	2:12.07	10	3:20.62	10	4:23.16	10	5:25.18	35	6:25.83	35	7:28.27	61	8:28.32 *1	35	9:33.40	212	10:20.01
39	1:11.23	10	2:15.50	149	3:21.70	149	4:25.71	149	5:28.59	10	6:26.82	10	7:29.06	10	8:30.86	10	9:33.83	35	10:35.73
149	1:11.51	149	2:16.62	39	3:23.56	39	4:28.27	118	5:31.37	149	6:32.12	149	7:34.48	35	8:31.29	149	9:39.78	10	10:36.20
10	1:12.03	39	2:17.51	118	3:23.78	118	4:28.63	39	5:32.52	118	6:32.95	118	7:35.14	118	8:37.11	118	9:40.16	118	10:41.64
118	1:12.79	118	2:17.95	178	3:32.11	178	4:36.71	178	5:42.97	39	6:36.32	39	7:40.67	149	8:37.66	61	9:40.26 *1	149	10:41.94
121	1:17.19	178	2:24.92	61	3:44.77	61	4:54.57			178	6:50.52			39	8:45.15			61	10:50.12 *1
178	1:17.25	61	2:32.54																
61	1:20.24																		

NEW ERA RACE RESULTS

Mallory Park - Sunday 30th August 2009

Club Championships - Round 11

PRO-BIKE OPEN CHAMPIONSHIP

RESULT - RACE 11

PI	No	Cl	Name	Machine	Entrant/Sponsor	Laps	Time	Behind	MPH	Best Lap on	MPH	
1	28	PB	Phil BROOKS	Yamaha 1000		10	10:16.66		81.15	1:00.56	10	82.63
2	67	PB	Ian McSEVENEY	Kawasaki 1000		10	10:26.43	9.77	79.88	1:01.12	6	81.87
3	113	PB N	Gordon SCOTT	Suzuki 1000		10	10:33.99	17.33	78.93	1:00.57	10	82.62
4	212	PB	Pete WESTON	Yamaha 1000	Trentside Garage	10	10:35.84	19.18	78.70	1:02.49	9	80.08
5	35	PS	Jason BREWSTER	Suzuki 750		10	10:38.27	21.61	78.40	1:02.39	5	80.21
6	118	PB	Sandra HARMAN	Honda 1000	Slough Turf / JMB Horse	10	10:57.75	41.09	76.08	1:03.34	7	79.00
7	149	PB N	Stephen GIBSON	Yamaha 1000		10	10:58.79	42.13	75.96	1:02.18	10	80.48
8	39	PB	Sean HAYES	Suzuki 1000	Circuit Based Training	10	11:05.59	48.93	75.18	1:04.09	10	78.08
9	121	PB	Steve ATKINS	Suzuki 1000		10	11:06.03	49.37	75.13	1:04.30	9	77.82
10	13	PB	Dave CHARRETT	Suzuki 1000		10	11:07.26	50.60	74.99	1:04.81	5	77.21
11	10	PB	John TATHAM	Yamaha 998		10	11:07.50	50.84	74.97	1:04.46	8	77.63
12	89	PB N	John BOAKYE	Kawasaki 1000		9	10:29.52	1 Lap	71.54	1:07.82	7	73.78

Not-Classified

4 PB N Nick GROBLER Yamaha 1000 0 Starter

Fastest Lap

28 PB Phil BROOKS Yamaha 1000 1:00.56 10 82.63
35 PS Jason BREWSTER Suzuki 750 1:02.39 5 80.21

Start Time : 16:10

30 Aug 09 16:23

Clerk of Course :

Time Issued :

Chief Timekeeper : Anthony Smith

THESE RESULTS REMAIN PROVISIONAL FOR A MINIMUM OF 30 MINUTES FROM THE TIME OF ISSUE

HS Sports Timing and Results Systems - Results and Lap Times at www.hssports.co.uk

PRO-BIKE OPEN CHAMPIONSHIP

LAP TIMES - RACE 11

10 John TATHAM

Lap	1	2	3	4	5	6	7	8	9	10
1	1:15.51	1:08.26	1:07.21	1:05.75	1:05.62	1:04.50	1:06.34	1:04.46	1:05.10	1:04.75

13 Dave CHARRETT

Lap	1	2	3	4	5	6	7	8	9	10
1	1:14.68	1:07.56	1:06.90	1:06.43	1:04.81	1:05.52	1:05.85	1:05.13	1:05.36	1:05.02

28 Phil BROOKS

Lap	1	2	3	4	5	6	7	8	9	10
1	1:07.65	1:01.22	1:00.92	1:01.64	1:01.09	1:00.72	1:00.92	1:00.91	1:01.03	1:00.56

35 Jason BREWSTER

Lap	1	2	3	4	5	6	7	8	9	10
1	1:11.84	1:04.47	1:03.14	1:02.72	1:02.39	1:02.69	1:03.01	1:02.57	1:02.66	1:02.78

39 Sean HAYES

Lap	1	2	3	4	5	6	7	8	9	10
1	1:14.04	1:08.72	1:08.01	1:07.05	1:05.30	1:04.32	1:05.37	1:04.51	1:04.18	1:04.09

67 Ian McSEVENEY

Lap	1	2	3	4	5	6	7	8	9	10
1	1:08.89	1:02.43	1:02.50	1:01.52	1:01.35	1:01.12	1:01.16	1:01.91	1:02.78	1:02.77

89 John BOAKYE

Lap	1	2	3	4	5	6	7	8	9	10
1	1:17.78	1:10.13	1:09.22	1:09.62	1:09.55	1:08.46	1:07.82	1:08.24	1:08.70	

113 Gordon SCOTT

Lap	1	2	3	4	5	6	7	8	9	10
1	1:10.80	1:03.58	1:03.67	1:03.28	1:03.87	1:02.39	1:03.04	1:01.42	1:01.37	1:00.57

118 Sandra HARMAN

Lap	1	2	3	4	5	6	7	8	9	10
1	1:15.85	1:07.45	1:06.20	1:05.39	1:04.16	1:03.63	1:03.34	1:04.27	1:03.81	1:03.65

121 Steve ATKINS

Lap	1	2	3	4	5	6	7	8	9	10
1	1:13.74	1:07.97	1:07.04	1:07.69	1:05.66	1:04.49	1:05.62	1:04.75	1:04.30	1:04.77

149 Stephen GIBSON

Lap	1	2	3	4	5	6	7	8	9	10
1	1:15.25	1:07.77	1:07.45	1:05.42	1:04.95	1:05.29	1:04.10	1:03.23	1:03.15	1:02.18

212 Pete WESTON

Lap	1	2	3	4	5	6	7	8	9	10
1	1:07.46	1:03.35	1:02.70	1:03.25	1:03.28	1:03.58	1:03.59	1:03.15	1:02.49	1:02.99

Lap Chart

PRO-BIKE OPEN CHAMPIONSHIP - RACE 11

Lap 1		Lap 2		Lap 3		Lap 4		Lap 5		Lap 6		Lap 7		Lap 8		Lap 9		Lap 10	
No	Time	No	Time	No	Time	No	Time	No	Time	No	Time	No	Time	No	Time	No	Time	No	Time
212	1:07.46	28	2:08.87	28	3:09.79	28	4:11.43	28	5:12.52	28	6:13.24	28	7:14.16	28	8:15.07	28	9:16.10	28	10:16.66
28	1:07.65	212	2:10.81	212	3:13.51	67	4:15.34	67	5:16.69	67	6:17.81	67	7:18.97	67	8:20.88	89	9:20.82 *1	67	10:26.43
67	1:08.89	67	2:11.32	67	3:13.82	212	4:16.76	212	5:20.04	212	6:23.62	212	7:27.21	212	8:30.36	67	9:23.66	89	10:29.52 *1
113	1:10.80	113	2:14.38	113	3:18.05	113	4:21.33	35	5:24.56	35	6:27.25	35	7:30.26	113	8:32.05	212	9:32.85	113	10:33.99
35	1:11.84	35	2:16.31	35	3:19.45	35	4:22.17	113	5:25.20	113	6:27.59	113	7:30.63	35	8:32.83	113	9:33.42	212	10:35.84
121	1:13.74	121	2:21.71	121	3:28.75	118	4:34.89	118	5:39.05	118	6:42.68	118	7:46.02	118	8:50.29	35	9:35.49	35	10:38.27
39	1:14.04	13	2:22.24	13	3:29.14	13	4:35.57	13	5:40.38	13	6:45.90	149	7:50.23	149	8:53.46	118	9:54.10	118	10:57.75
13	1:14.68	39	2:22.76	118	3:29.50	149	4:35.89	149	5:40.84	149	6:46.13	13	7:51.75	13	8:56.88	149	9:56.61	149	10:58.79
149	1:15.25	149	2:23.02	149	3:30.47	121	4:36.44	121	5:42.10	121	6:46.59	121	7:52.21	121	8:56.96	121	10:01.26	39	11:05.59
10	1:15.51	118	2:23.30	39	3:30.77	10	4:36.73	10	5:42.35	10	6:46.85	39	7:52.81	39	8:57.32	39	10:01.50	121	11:06.03
118	1:15.85	10	2:23.77	10	3:30.98	39	4:37.82	39	5:43.12	39	6:47.44	10	7:53.19	10	8:57.65	13	10:02.24	13	11:07.26
89	1:17.78	89	2:27.91	89	3:37.13	89	4:46.75	89	5:56.30	89	7:04.76	89	8:12.58			10	10:02.75	10	11:07.50

NEW ERA RACE RESULTS

THE BRIDGESTONE SUPERMOTO ROAD RACE SERIES

RESULTS BY



HS Sports Ltd
Unit 5, Radnor Park Industrial Estate
Congleton, Cheshire CW12 4XN
Tel. +44 (0)1260 275708
Fax +44 (0)1260 278352
www.hssports.co.uk

NEW ERA RACE RESULTS

Mallory Park - Sunday 30th August 2009

Club Championships - Round 11

THE BRIDGESTONE SUPERMOTO ROAD RACE SERIES

TIMED PRACTICE

Pl	No	Cl	Name	Machine	Entrant/Sponsor	Laps	Time on Lap	Behind	MPH	
1	5	SM	Mick EVERITT	KTM 660	Mick Everitt Ltd	10	1:00.04	10	83.34	
2	7	SM	Duncan MACMILLAN	KTM 660	Jim Aim Racing	15	1:00.32	10	00.28	82.96
3	4	SM	Ben EVERITT	KTM 660	Mick Everitt Ltd	9	1:00.42	7	00.38	82.82
4	34	SM	Glen COXSHALL	KTM 660	Race Engineering	10	1:00.86	9	00.82	82.22
5	6	SM	Garry COOMBES	Aprilia 550	Sparklight Racing	10	1:01.10	9	01.06	81.90
6	9	SM	Richard STONEY	KTM 660	Jalsh Ghar	15	1:01.50	7	01.46	81.37
7	32	SM	Sean GOLDSMITH	KTM 650	Goldsmith Construction	15	1:01.64	7	01.60	81.18
8	98	SM	Richard SEAGO	KTM 660	Quarry Motors	13	1:02.66	12	02.62	79.86
9	42	SM	Kevin SPENCE	Husaberge 650		8	1:02.82	6	02.78	79.66
10	15	SM	Steve OWENS	KTM 690		4	1:09.85	3	09.81	71.64

Start Time : 11:22

30 Aug 09 11:54

Clerk of Course :

Time Issued :

Chief Timekeeper : Anthony Smith

THESE RESULTS REMAIN PROVISIONAL FOR A MINIMUM OF 30 MINUTES FROM THE TIME OF ISSUE

HS Sports Timing and Results Systems - Results and Lap Times at www.hssports.co.uk

THE BRIDGESTONE SUPERMOTO ROAD RACE SERIES

LAP TIMES - TIMED PRACTICE

4	Ben EVERITT										
Lap	1	2	3	4	5	6	7	8	9	10	
1	1:02.93	1:00.82	1:00.43	1:01.46	1:02.03	1:01.82	1:00.42	1:01.08	1:00.75		
5	Mick EVERITT										
Lap	1	2	3	4	5	6	7	8	9	10	
1	1:02.06	1:01.23	1:00.78	1:00.46	1:02.42	1:01.62	1:01.41	1:00.66	1:00.15	1:00.04	
6	Garry COOMBES										
Lap	1	2	3	4	5	6	7	8	9	10	
1	1:03.72	1:02.23	1:01.84	1:01.90	1:01.58	1:01.68	1:01.20	1:01.48	1:01.10	1:02.63	
7	Duncan MACMILLAN										
Lap	1	2	3	4	5	6	7	8	9	10	
1	1:03.00	1:01.06	1:00.82	1:01.96	1:02.38	1:00.76	1:00.89	1:01.19	1:00.72	1:00.32	
11	14:48.65	1:02.64	1:01.52	1:02.18	1:01.47						
9	Richard STONEY										
Lap	1	2	3	4	5	6	7	8	9	10	
1	1:03.06	1:02.72	1:01.84	1:01.71	1:01.75	1:01.93	1:01.50	1:02.15	1:02.08	1:02.14	
11	14:40.15	1:02.73	1:01.66	1:02.44	1:01.84						
15	Steve OWENS										
Lap	1	2	3	4	5	6	7	8	9	10	
1	1:09.92	1:11.96	1:09.85	1:12.07							
32	Sean GOLDSMITH										
Lap	1	2	3	4	5	6	7	8	9	10	
1	1:02.77	1:02.01	1:01.71	1:01.85	1:01.78	1:01.73	1:01.64	1:01.65	1:01.76	1:02.68	
11	14:39.47	1:03.88	1:02.61	1:02.16	1:01.70						
34	Glen COXSHALL										
Lap	1	2	3	4	5	6	7	8	9	10	
1	1:01.93	1:01.31	1:00.92	1:01.22	1:02.21	1:02.48	1:01.50	1:00.97	1:00.86	1:03.18	
42	Kevin SPENCE										
Lap	1	2	3	4	5	6	7	8	9	10	
1	1:03.22	1:03.14	1:03.34	1:02.99	1:03.23	1:02.82	1:03.57	1:03.19			
98	Richard SEAGO										
Lap	1	2	3	4	5	6	7	8	9	10	
1	1:05.06	1:04.99	1:03.14	1:03.18	1:03.63	1:02.77	1:02.80	1:03.16	1:03.70	16:24.40	
11	1:03.03	1:02.66	1:03.51								


NEW ERA RACE GRID

THE BRIDGESTONE SUPERMOTO ROAD RACE SERIES

RACE 7 & RACE 12

ROW 3	12	11	15 01:09.850 OWENS 10	42 01:02.820 SPENCE 9
ROW 2	98 01:02.660 SEAGO 8	32 01:01.640 GOLDSMITH 7	9 01:01.500 STONEY 6	6 01:01.100 COOMBES 5
ROW 1	34 01:00.860 COXSHALL 4	4 01:00.420 EVERITT 3	7 01:00.320 MACMILLAN 2	5 01:00.040 EVERITT 1

POLE



NEW ERA RACE RESULTS

Mallory Park - Sunday 30th August 2009

Club Championships - Round 11

THE BRIDGESTONE SUPERMOTO ROAD RACE SERIES

RESULT - RACE 7

PI	No	Cl	Name	Machine	Entrant/Sponsor	Laps	Time	Behind	MPH	Best Lap on	MPH
1	6	SM	Garry COOMBES	Aprilia 550	Sparklight Racing	10	11:04.12		75.35	1:05.14	9 76.82
2	5	SM	Mick EVERITT	KTM 660	Mick Everitt Ltd	10	11:25.13	21.01	73.04	1:06.46	2 75.29
3	98	SM	Richard SEAGO	KTM 660	Quarry Motors	10	11:30.42	26.30	72.48	1:07.91	4 73.69
4	9	SM	Richard STONEY	KTM 660	Jalsh Ghar	10	11:53.59	49.47	70.12	1:08.52	3 73.03
5	7	SM	Duncan MACMILLAN	KTM 660	Jim Aim Racing	10	12:06.39	1:02.27	68.89	1:09.32	2 72.19
6	42	SM	Kevin SPENCE	Husaberge 650		9	11:43.27	1 Lap	64.04	1:06.74	8 74.98
<u>Not-Classified</u>											
	32	SM	Sean GOLDSMITH	KTM 650	Goldsmith Construction	3	3:44.48	DNF	66.87	1:05.00	2 76.98
	34	SM	Glen COXSHALL	KTM 660	Race Engineering	0		Starter			
<u>Fastest Lap</u>											
	32	SM	Sean GOLDSMITH	KTM 650	Goldsmith Construction					1:05.00	2 76.98

Start Time : 14:55

30 Aug 09 15:08

Clerk of Course :

Time Issued :

Chief Timekeeper : Anthony Smith

THESE RESULTS REMAIN PROVISIONAL FOR A MINIMUM OF 30 MINUTES FROM THE TIME OF ISSUE

HS Sports Timing and Results Systems - Results and Lap Times at www.hssports.co.uk

THE BRIDGESTONE SUPERMOTO ROAD RACE SERIES

LAP TIMES - RACE 7

5 Mick EVERITT

Lap	1	2	3	4	5	6	7	8	9	10
1	1:12.88	1:06.46	1:07.79	1:07.63	1:08.74	1:09.54	1:08.82	1:07.44	1:07.21	1:08.62

6 Garry COOMBES

Lap	1	2	3	4	5	6	7	8	9	10
1	1:13.06	1:05.81	1:05.26	1:05.66	1:06.19	1:05.77	1:06.05	1:05.60	1:05.14	1:05.58

7 Duncan MACMILLAN

Lap	1	2	3	4	5	6	7	8	9	10
1	1:15.32	1:09.32	1:09.79	1:12.40	1:14.01	1:13.23	1:11.69	1:12.05	1:12.94	1:15.64

9 Richard STONEY

Lap	1	2	3	4	5	6	7	8	9	10
1	1:14.66	1:16.04	1:08.52	1:08.93	1:12.60	1:09.56	1:09.53	1:09.01	1:12.31	1:12.43

32 Sean GOLDSMITH

Lap	1	2	3	4	5	6	7	8	9	10
1	1:09.96	1:05.00	1:29.52							

42 Kevin SPENCE

Lap	1	2	3	4	5	6	7	8	9	10
1	2:39.78	1:09.38	1:08.70	1:07.40	1:08.53	1:07.19	1:07.98	1:06.74	1:07.57	

98 Richard SEAGO

Lap	1	2	3	4	5	6	7	8	9	10
1	1:14.84	1:08.45	1:08.92	1:07.91	1:08.21	1:08.47	1:08.65	1:08.49	1:08.33	1:08.15

Lap Chart

THE BRIDGESTONE SUPERMOTO ROAD RACE SERIES - RACE 7

Lap 1		Lap 2		Lap 3		Lap 4		Lap 5		Lap 6		Lap 7		Lap 8		Lap 9		Lap 10	
No	Time	No	Time	No	Time	No	Time	No	Time	No	Time	No	Time	No	Time	No	Time	No	Time
32	1:09.96	32	2:14.96	6	3:24.13	6	4:29.79	6	5:35.98	6	6:41.75	6	7:47.80	6	8:53.40	6	9:58.54	6	11:04.12
5	1:12.88	6	2:18.87	5	3:27.13	5	4:34.76	5	5:43.50	5	6:53.04	5	8:01.86	5	9:09.30	5	10:16.51	5	11:25.13
6	1:13.06	5	2:19.34	98	3:32.21	98	4:40.12	98	5:48.33	98	6:56.80	98	8:05.45	98	9:13.94	98	10:22.27	98	11:30.42
9	1:14.66	98	2:23.29	7	3:34.43	7	4:46.83	9	6:00.75	9	7:10.31	9	8:19.84	9	9:28.85	42	10:35.70 *1	42	11:43.27 *1
98	1:14.84	7	2:24.64	9	3:39.22	9	4:48.15	7	6:00.84	42	7:13.79 *1	42	8:20.98 *1	42	9:28.96 *1	9	10:41.16	9	11:53.59
7	1:15.32	9	2:30.70	32	3:44.48	42	4:57.86 *1	42	6:05.26 *1	7	7:14.07	7	8:25.76	7	9:37.81	7	10:50.75	7	12:06.39
		42	2:39.78 *1	42	3:49.16 *1														

NEW ERA RACE RESULTS

Mallory Park - Sunday 30th August 2009

Club Championships - Round 11

THE BRIDGESTONE SUPERMOTO ROAD RACE SERIES

RESULT - RACE 12

PI	No	Cl	Name	Machine	Entrant/Sponsor	Laps	Time	Behind	MPH	Best Lap on	MPH	
1	6	SM	Garry COOMBES	Aprilia 550	Sparklight Racing	10	11:04.64		75.29	1:03.82	10	78.41
2	32	SM	Sean GOLDSMITH	KTM 650	Goldsmith Construction	10	11:04.77	0.13	75.27	1:04.10	10	78.07
3	5	SM	Mick EVERITT	KTM 660	Mick Everitt Ltd	10	11:05.29	0.65	75.22	1:04.54	10	77.53
4	34	SM	Glen COXSHALL	KTM 660	Race Engineering	10	11:05.84	1.20	75.15	1:04.29	10	77.83
5	9	SM	Richard STONEY	KTM 660	Jalsh Ghar	10	11:11.53	6.89	74.52	1:05.64	9	76.23
6	7	SM	Duncan MACMILLAN	KTM 660	Jim Aim Racing	10	11:25.22	20.58	73.03	1:06.59	7	75.15
Not-Classified												
98	SM	Richard SEAGO	KTM 660	Quarry Motors		3	3:38.71	DNF	68.64	1:09.62	3	71.88
42	SM	Kevin SPENCE	Husaberge 650			0		Starter				
Fastest Lap												
6	SM	Garry COOMBES	Aprilia 550	Sparklight Racing						1:03.82	10	78.41

Start Time : 16:27

30 Aug 09 16:40

Clerk of Course :

Time Issued :

Chief Timekeeper : Anthony Smith

THESE RESULTS REMAIN PROVISIONAL FOR A MINIMUM OF 30 MINUTES FROM THE TIME OF ISSUE

HS Sports Timing and Results Systems - Results and Lap Times at www.hssports.co.uk

THE BRIDGESTONE SUPERMOTO ROAD RACE SERIES

LAP TIMES - RACE 12

5	Mick EVERITT										
	Lap	1	2	3	4	5	6	7	8	9	10
	1	1:13.03	1:06.99	1:06.43	1:07.07	1:05.41	1:05.62	1:05.52	1:05.52	1:05.16	1:04.54

6	Garry COOMBES										
	Lap	1	2	3	4	5	6	7	8	9	10
	1	1:13.67	1:07.04	1:05.87	1:06.32	1:05.67	1:05.26	1:05.95	1:06.04	1:05.00	1:03.82

7	Duncan MACMILLAN										
	Lap	1	2	3	4	5	6	7	8	9	10
	1	1:15.42	1:07.92	1:08.60	1:07.85	1:07.11	1:06.93	1:06.59	1:07.07	1:07.26	1:10.47

9	Richard STONEY										
	Lap	1	2	3	4	5	6	7	8	9	10
	1	1:15.69	1:07.82	1:06.84	1:05.94	1:05.91	1:05.74	1:05.70	1:06.02	1:05.64	1:06.23

32	Sean GOLDSMITH										
	Lap	1	2	3	4	5	6	7	8	9	10
	1	1:13.86	1:06.50	1:05.88	1:06.30	1:05.93	1:06.00	1:05.38	1:05.77	1:05.05	1:04.10

34	Glen COXSHALL										
	Lap	1	2	3	4	5	6	7	8	9	10
	1	1:14.63	1:07.51	1:06.54	1:05.85	1:05.11	1:05.23	1:05.51	1:05.78	1:05.39	1:04.29

98	Richard SEAGO										
	Lap	1	2	3	4	5	6	7	8	9	10
	1	1:18.31	1:10.78	1:09.62							

Lap Chart

THE BRIDGESTONE SUPERMOTO ROAD RACE SERIES - RACE 12

Lap 1		Lap 2		Lap 3		Lap 4		Lap 5		Lap 6		Lap 7		Lap 8		Lap 9		Lap 10	
No	Time	No	Time	No	Time	No	Time	No	Time	No	Time	No	Time	No	Time	No	Time	No	Time
5	1:13.03	5	2:20.02	32	3:26.24	32	4:32.54	32	5:38.47	6	6:43.83	6	7:49.78	5	8:55.59	32	10:00.67	6	11:04.64
6	1:13.67	32	2:20.36	5	3:26.45	6	4:32.90	6	5:38.57	32	6:44.47	32	7:49.85	32	8:55.62	5	10:00.75	32	11:04.77
32	1:13.86	6	2:20.71	6	3:26.58	5	4:33.52	5	5:38.93	5	6:44.55	5	7:50.07	6	8:55.82	6	10:00.82	5	11:05.29
34	1:14.63	34	2:22.14	34	3:28.68	34	4:34.53	34	5:39.64	34	6:44.87	34	7:50.38	34	8:56.16	34	10:01.55	34	11:05.84
7	1:15.42	7	2:23.34	9	3:30.35	9	4:36.29	9	5:42.20	9	6:47.94	9	7:53.64	9	8:59.66	9	10:05.30	9	11:11.53
9	1:15.69	9	2:23.51	7	3:31.94	7	4:39.79	7	5:46.90	7	6:53.83	7	8:00.42	7	9:07.49	7	10:14.75	7	11:25.22
98	1:18.31	98	2:29.09	98	3:38.71														