

NEW ERA RACE RESULTS

CLUB CHAMPIONSHIPS

ROUND 7

OULTON PARK

18th JULY 2009

RESULTS BY



HS Sports Ltd
Unit 5, Radnor Park Industrial Estate
Congleton, Cheshire CW12 4XN
Tel. +44 (0)1260 275708
Fax +44 (0)1260 278352
www.hssports.co.uk

NEW ERA RACE RESULTS

ALLCOMERS CHAMPIONSHIP

80cc up to 690cc

RESULTS BY



HS Sports Ltd
Unit 5, Radnor Park Industrial Estate
Congleton, Cheshire CW12 4XN
Tel. +44 (0)1260 275708
Fax +44 (0)1260 278352
www.hssports.co.uk

NEW ERA RACE RESULTS

Oulton Park - Saturday 18th June 2009

Club Championships - Round 7

ALLCOMERS CHAMPIONSHIP - 80cc up to 690cc

TIMED PRACTICE

Pl	No	Cl	Name	Machine	Entrant/Sponsor	Laps	Time on Lap	Behind	MPH	
1	40	F4	Chris MORLEY	Yamaha 400	RMR Equipe	6	2:04.27	3	77.99	
2	62	DB	Sam WEST	Ducati 583	Water Lane Clinic	6	2:05.19	4	00.92	77.41
3	28	DB	Robin ASHMAN	Ducati 583	Livestrong	6	2:08.30	6	04.03	75.54
4	10	F4	Gerhard QUINN	Kawasaki 400		2	2:08.50	2	04.23	75.42
5	6	250	Paul ROGERS	Honda 250		4	2:09.62	3	05.35	74.77
6	33	DA	Andy PIKE	Ducati 620	Cleve Brightman	5	2:12.01	5	07.74	73.41
7	72	DB	Matthew LAWSON	Ducati 583	Newscentre	5	2:12.09	5	07.82	73.37
8	43	DA	Tom PARKES	Ducati 620	MD Racing	6	2:12.79	5	08.52	72.98
9	70	DA	Neil APPLEBY	Ducati 620		5	2:15.43	5	11.16	71.56
10	11	250	Andrew ALLISON	Honda 250		5	2:15.71	4	11.44	71.41
11	92	F4	Anthony HOPWOOD	Honda 400		6	2:16.12	5	11.85	71.20
12	60	F4	Robert OWEN	Honda 400		5	2:16.41	4	12.14	71.04
13	91	125	Andrew FISHER	Honda 125		4	2:17.35	3	13.08	70.56
14	8	125	Adrian BOWMAN	Honda 125	K Bowman Carpentry	5	2:17.93	4	13.66	70.26
15	75	DB	Andy CHALLIS	Ducati 583	A Coupland Surfacing Ltd / J B	5	2:18.38	5	14.11	70.03
16	21	DB	Guy LACHLAN	Ducati 583		5	2:19.06	5	14.79	69.69
17	93	DA	David AINSCOUGH	Ducati 618	North West Graphics	5	2:19.21	5	14.94	69.62
18	36	DB	James STEVENSON	Ducati 583	JRJ Racing	4	2:19.80	4	15.53	69.32
19	87	DA	Robert GREEN	Ducati 618		5	2:19.81	5	15.54	69.32
20	27	DB	Dallas HORNBLow	Ducati 583	DCH Builders	5	2:21.81	5	17.54	68.34
21	3	DB	Kevin PALMER	Ducati 583	Palmer & Phillips	5	2:21.87	5	17.60	68.31
22	88	DA	Kevin ELLIS	Ducati 618	Brancato Eng.	5	2:22.02	5	17.75	68.24
23	19	250 N	Kelsey TRATTNER	Yamaha 250		5	2:22.12	4	17.85	68.19
24	67	DB	Steven KLEE	Ducati 583	Firbimatic UK	5	2:22.29	5	18.02	68.11
25	7	CB	Peter MARSHALL	Suzuki 650	Elite & Performance Jags	5	2:23.57	4	19.30	67.50
26	97	DB	Carl HOPKIN	Ducati 583		5	2:25.84	5	21.57	66.45
27	24	DB	Franco NISCO	Ducati 583	M&H Decorators	5	2:26.42	5	22.15	66.19
28	61	DB	Phil WILCOCK	Ducati 583	Wilco Autos / Hair City	4	2:26.55	3	22.28	66.13
29	117	DB	Dean RUSSELL	Ducati 583	Newland Conveyors	5	2:26.86	5	22.59	65.99
30	114	DB	Harriet RIDLEY	Ducati 583	Britaliamoto / Tracksense	5	2:27.76	4	23.49	65.59
31	50	DB	Scott WILSON	Ducati 583	Elite Cars	5	2:27.83	5	23.56	65.56
32	96	DB	David JENKINS	Ducati 600	Satans Pet Penguin	5	2:28.51	4	24.24	65.26
33	30	DB	David WALKER	Ducati 600	Cornerspeed Ducati	5	2:28.57	5	24.30	65.23
34	14	DB	David HICKS	Ducati 583	Radtac Ltd	4	2:33.09	3	28.82	63.30
35	31	DB	Alessandro VESPA	Ducati 583	Una Tracey / Olivari Impianti	3	2:37.27	3	33.00	61.62
36	84	DA	Tom ROBERTS	Ducati 620		5	2:37.94	4	33.67	61.36

No 62 carried number 94. Nos 20 22 & 24 no working transponder

Start Time : 09:01

18 Jul 09 09:27

Clerk of Course :

Time Issued :

Chief Timekeeper : Graham Marshall

THESE RESULTS REMAIN PROVISIONAL FOR A MINIMUM OF 30 MINUTES FROM THE TIME OF ISSUE

HS Sports Timing and Results Systems - Results and Lap Times at www.hssports.co.uk

NEW ERA RACE GRID

ALLCOMERS CHAMPIONSHIP - 80cc up to 690cc

RACE 1

ROW 10	62 02:05.190 WEST 40	96 02:28.510 JENKINS 39	73 - KENNY 38	66 - REDGWELL 37
ROW 9	20 - LLOYD 36	24 - MARSHALL 35	84 02:37.940 ROBERTS 34	31 02:37.270 VESPA 33
ROW 8	14 02:33.090 HICKS 32	30 02:28.570 WALKER 31	50 02:27.830 WILSON 30	114 02:27.760 RIDLEY 29
ROW 7	117 02:26.860 RUSSELL 28	61 02:26.550 WILCOCK 27	24 02:26.420 NISCO 26	97 02:25.840 HOPKIN 25
ROW 6	7 02:23.570 MARSHALL 24	67 02:22.290 KLEE 23	19 02:22.120 TRATTNER 22	88 02:22.020 ELLIS 21
ROW 5	3 02:21.870 PALMER 20	27 02:21.810 HORNBLow 19	87 02:19.810 GREEN 18	36 02:19.800 STEVENSON 17
ROW 4	93 02:19.210 AINSCOUGH 16	21 02:19.060 LACHLAN 15	75 02:18.380 CHALLIS 14	8 02:17.930 BOWMAN 13
ROW 3	91 02:17.350 FISHER 12	60 02:16.410 OWEN 11	92 02:16.120 HOPWOOD 10	11 02:15.710 ALLISON 9
ROW 2	70 02:15.430 APPLEBY 8	43 02:12.790 PARKES 7	72 02:12.090 LAWSON 6	33 02:12.010 PIKE 5
ROW 1	6 02:09.620 ROGERS 4	10 02:08.500 QUINN 3	28 02:08.300 ASHMAN 2	40 02:04.270 MORLEY 1

POLE

AMENDED GRID

NEW ERA RACE RESULTS

Oulton Park - Saturday 18th July 2009

Club Championships - Round 7

ALLCOMERS CHAMPIONSHIP - 80cc up to 690cc

RESULT - RACE 1 - Amended

PI	No	Cl	Name	Machine	Entrant/Sponsor	Laps	Time	Behind	MPH	Best Lap on	MPH
1	40	F4	Chris MORLEY	Yamaha 400	RMR Equipe	8	15:58.41		80.89	1:57.89	8 82.21
2	6	250	Paul ROGERS	Honda 250		8	16:07.36	8.95	80.15	1:59.21	3 81.30
3	10	F4	Gerhard QUINN	Kawasaki 400		8	16:08.98	10.57	80.01	1:57.89	6 82.21
4	11	250	Andrew ALLISON	Honda 250		8	16:48.28	49.87	76.89	2:02.74	3 78.96
5	33	DA	Andy PIKE	Ducati 620	Cleve Brightman	8	17:10.87	1:12.46	75.21	2:05.55	3 77.19
6	43	DA	Tom PARKES	Ducati 620	MD Racing	8	17:16.46	1:18.05	74.80	2:07.43	7 76.05
7	21	DB	Guy LACHLAN	Ducati 583		8	17:17.63	1:19.22	74.72	2:07.64	7 75.93
8	27	DB	Dallas HORNBLow	Ducati 583	DCH Builders	8	17:18.22	1:19.81	74.68	2:07.18	8 76.20
9	92	F4	Anthony HOPWOOD	Honda 400		8	17:18.48	1:20.07	74.66	2:05.69	5 77.10
10	75	DB	Andy CHALLIS	Ducati 583	A Coupland Surfacing Lt	8	17:18.69	1:20.28	74.64	2:08.02	6 75.70
11	91	125	Andrew FISHER	Honda 125		8	17:20.81	1:22.40	74.49	2:05.91	7 76.97
12	88	DA	Kevin ELLIS	Ducati 618	Brancato Eng.	8	17:35.67	1:37.26	73.44	2:08.88	5 75.20
13	3	DB	Kevin PALMER	Ducati 583	Palmer & Phillips	8	17:36.55	1:38.14	73.38	2:09.40	5 74.89
14	7	CB	Peter MARSHALL	Suzuki 650	Elite & Performance Jags	8	17:39.06	1:40.65	73.21	2:08.48	8 75.43
15	70	DA	Neil APPLEBY	Ducati 620		8	17:39.37	1:40.96	73.18	2:08.62	8 75.35
16	72	DB	Matthew LAWSON	Ducati 583	Newscentre	8	17:41.01	1:42.60	73.07	2:05.05	8 77.50
17	24	CB	John MARSHALL	Honda 500	Elite & Performance Jags	8	17:47.17	1:48.76	72.65	2:10.71	7 74.14
18	36	DB	James STEVENSON	Ducati 583	JRJ Racing	8	17:52.91	1:54.50	72.26	2:12.34	7 73.23
19	19	250 N	Kelsey TRATTNER	Yamaha 250		8	17:53.12	1:54.71	72.25	2:08.22	6 75.58
20	67	DB	Steven KLEE	Ducati 583	Firbimatic UK	8	17:53.92	1:55.51	72.19	2:11.85	6 73.50
21	61	DB	Phil WILCOCK	Ducati 583	Wilco Autos / Hair City	8	18:04.16	2:05.75	71.51	2:13.27	8 72.72
22	20	F4	Danny LLOYD	Kawasaki 400	SLV Racing	7	15:58.53	1 Lap	70.77	2:10.43	7 74.30
23	30	DB	David WALKER	Ducati 600	Cornerspeed Ducati	7	16:28.71	1 Lap	68.61	2:18.49	7 69.98
24	24	DB	Franco NISCO	Ducati 583	M&H Decorators	7	16:34.55	1 Lap	68.21	2:19.89	5 69.28
25	96	DB	David JENKINS	Ducati 600	Satans Pet Penguin	7	16:35.90	1 Lap	68.12	2:18.36	7 70.04
26	50	DB	Scott WILSON	Ducati 583	Elite Cars	7	16:51.99	1 Lap	67.03	2:20.39	3 69.03
27	31	DB	Alessandro VESPA	Ducati 583	Una Tracey / Olivari Impia	7	17:10.53	1 Lap	65.83	2:23.56	3 67.51
28	84	DA	Tom ROBERTS	Ducati 620		7	17:11.27	1 Lap	65.78	2:22.48	6 68.02
29	73	DB	Shane KENNY	Ducati 583	Global Doors	7	17:33.64	1 Lap	64.38	2:25.32	7 66.69

Not-Classified

93	DA	David AINSCOUGH	Ducati 618	North West Graphics	7	15:18.30	DNF	73.87	2:08.78	4 75.25
87	DA	Robert GREEN	Ducati 618		6	13:18.46	DNF	72.82	2:08.34	4 75.51
117	DB	Dean RUSSELL	Ducati 583	Newland Conveyors	5	11:34.16	DNF	69.81	2:11.57	4 73.66
62	DB	Sam WEST	Ducati 583	Water Lane Clinic	3	6:12.17	DNF	78.12	2:01.34	3 79.87
97	DB	Carl HOPKIN	Ducati 583		3	7:02.56	DNF	68.80	2:14.81	3 71.89
14	DB	David HICKS	Ducati 583	Radtac Ltd	2	4:50.25	DNF	66.78	2:19.50	2 69.47

Fastest Lap

40	F4	Chris MORLEY	Yamaha 400	RMR Equipe					1:57.89	8 82.21
10	F4	Gerhard QUINN	Kawasaki 400						1:57.89	6 82.21
6	250	Paul ROGERS	Honda 250						1:59.21	3 81.30
62	DB	Sam WEST	Ducati 583	Water Lane Clinic					2:01.34	3 79.87
33	DA	Andy PIKE	Ducati 620	Cleve Brightman					2:05.55	3 77.19
91	125	Andrew FISHER	Honda 125						2:05.91	7 76.97
7	CB	Peter MARSHALL	Suzuki 650	Elite & Performance Jags					2:08.48	8 75.43

Amended to correct Heading Date

Start Time : 11:13

18 Jul 09 12:36

Clerk of Course :	Time Issued :	Chief Timekeeper : Graham Marshall
-------------------	---------------	------------------------------------

THESE RESULTS REMAIN PROVISIONAL FOR A MINIMUM OF 30 MINUTES FROM THE TIME OF ISSUE

HS Sports Timing and Results Systems - Results and Lap Times at www.hssports.co.uk

ALLCOMERS CHAMPIONSHIP - 80cc up to 690cc

LAP TIMES - RACE 1

3	Kevin PALMER									
Lap	1	2	3	4	5	6	7	8	9	10
1	2:21.69	2:13.40	2:10.99	2:11.29	2:09.40	2:10.47	2:09.80	2:09.51		
6	Paul ROGERS									
Lap	1	2	3	4	5	6	7	8	9	10
1	2:05.73	2:00.62	1:59.21	2:00.34	2:01.17	2:00.64	1:59.90	1:59.75		
7	Peter MARSHALL									
Lap	1	2	3	4	5	6	7	8	9	10
1	2:21.69	2:12.99	2:13.80	2:11.53	2:10.63	2:09.94	2:10.00	2:08.48		
10	Gerhard QUINN									
Lap	1	2	3	4	5	6	7	8	9	10
1	2:10.25	2:00.18	2:01.09	2:00.03	1:59.82	1:57.89	1:58.88	2:00.84		
11	Andrew ALLISON									
Lap	1	2	3	4	5	6	7	8	9	10
1	2:17.86	2:04.82	2:02.74	2:03.57	2:03.70	2:04.69	2:07.33	2:03.57		
14	David HICKS									
Lap	1	2	3	4	5	6	7	8	9	10
1	2:30.75	2:19.50								
19	Kelsey TRATTNER									
Lap	1	2	3	4	5	6	7	8	9	10
1	2:31.25	2:17.48	2:12.92	2:10.85	2:10.77	2:08.22	2:08.90	2:12.73		
20	Danny LLOYD									
Lap	1	2	3	4	5	6	7	8	9	10
1	2:32.46	2:18.33	2:19.23	2:14.72	2:11.86	2:11.50	2:10.43			
21	Guy LACHLAN									
Lap	1	2	3	4	5	6	7	8	9	10
1	2:16.05	2:09.95	2:09.16	2:09.15	2:09.05	2:08.24	2:07.64	2:08.39		
24	John MARSHALL									
Lap	1	2	3	4	5	6	7	8	9	10
1	2:24.87	2:12.68	2:11.95	2:13.18	2:11.87	2:11.01	2:10.71	2:10.90		
24	Franco NISCO									
Lap	1	2	3	4	5	6	7	8	9	10
1	2:32.14	2:19.94	2:19.96	2:20.99	2:19.89	2:20.34	2:21.29			
27	Dallas HORNBLOW									
Lap	1	2	3	4	5	6	7	8	9	10
1	2:17.28	2:08.92	2:09.19	2:09.06	2:09.50	2:09.37	2:07.72	2:07.18		
30	David WALKER									
Lap	1	2	3	4	5	6	7	8	9	10
1	2:28.89	2:19.75	2:20.91	2:21.51	2:19.89	2:19.27	2:18.49			

31	Alessandro VESPA										
	Lap	1	2	3	4	5	6	7	8	9	10
	1	2:38.91	2:26.58	2:23.56	2:26.44	2:25.55	2:24.93	2:24.56			
33	Andy PIKE										
	Lap	1	2	3	4	5	6	7	8	9	10
	1	2:14.41	2:06.25	2:05.55	2:06.45	2:07.00	2:08.52	2:09.40	2:13.29		
36	James STEVENSON										
	Lap	1	2	3	4	5	6	7	8	9	10
	1	2:19.18	2:12.83	2:13.89	2:15.09	2:14.31	2:12.56	2:12.34	2:12.71		
40	Chris MORLEY										
	Lap	1	2	3	4	5	6	7	8	9	10
	1	2:04.59	1:58.21	1:59.22	1:58.64	2:00.10	1:58.71	2:01.05	1:57.89		
43	Tom PARKES										
	Lap	1	2	3	4	5	6	7	8	9	10
	1	2:13.90	2:09.77	2:09.24	2:10.57	2:09.77	2:07.71	2:07.43	2:08.07		
50	Scott WILSON										
	Lap	1	2	3	4	5	6	7	8	9	10
	1	2:35.95	2:22.00	2:20.39	2:20.69	2:22.80	2:29.63	2:20.53			
61	Phil WILCOCK										
	Lap	1	2	3	4	5	6	7	8	9	10
	1	2:26.01	2:13.62	2:14.26	2:14.39	2:15.10	2:14.23	2:13.28	2:13.27		
62	Sam WEST										
	Lap	1	2	3	4	5	6	7	8	9	10
	1	2:08.98	2:01.85	2:01.34							
67	Steven KLEE										
	Lap	1	2	3	4	5	6	7	8	9	10
	1	2:23.22	2:13.86	2:11.92	2:12.27	2:12.15	2:11.85	2:14.59	2:14.06		
70	Neil APPLEBY										
	Lap	1	2	3	4	5	6	7	8	9	10
	1	2:29.20	2:10.25	2:10.95	2:11.23	2:09.27	2:10.12	2:09.73	2:08.62		
72	Matthew LAWSON										
	Lap	1	2	3	4	5	6	7	8	9	10
	1	2:14.23	2:42.16	2:11.30	2:07.91	2:08.22	2:06.85	2:05.29	2:05.05		
73	Shane KENNY										
	Lap	1	2	3	4	5	6	7	8	9	10
	1	2:38.32	2:35.16	2:29.97	2:30.69	2:28.03	2:26.15	2:25.32			
75	Andy CHALLIS										
	Lap	1	2	3	4	5	6	7	8	9	10
	1	2:15.26	2:08.82	2:09.42	2:10.32	2:10.07	2:08.02	2:08.51	2:08.27		
84	Tom ROBERTS										
	Lap	1	2	3	4	5	6	7	8	9	10
	1	2:39.15	2:32.46	2:25.96	2:24.12	2:23.30	2:22.48	2:23.80			

87	Robert GREEN										
	Lap	1	2	3	4	5	6	7	8	9	10
	1	2:17.55	2:10.36	2:08.82	2:08.34	2:09.21	2:24.18				
88	Kevin ELLIS										
	Lap	1	2	3	4	5	6	7	8	9	10
	1	2:24.82	2:11.13	2:12.01	2:10.42	2:08.88	2:10.03	2:09.46	2:08.92		
91	Andrew FISHER										
	Lap	1	2	3	4	5	6	7	8	9	10
	1	2:22.20	2:13.25	2:10.75	2:08.95	2:06.70	2:06.95	2:05.91	2:06.10		
92	Anthony HOPWOOD										
	Lap	1	2	3	4	5	6	7	8	9	10
	1	2:23.40	2:11.83	2:11.07	2:08.13	2:05.69	2:06.26	2:05.81	2:06.29		
93	David AINSCOUGH										
	Lap	1	2	3	4	5	6	7	8	9	10
	1	2:17.16	2:10.18	2:08.86	2:08.78	2:09.55	2:09.56	2:14.21			
96	David JENKINS										
	Lap	1	2	3	4	5	6	7	8	9	10
	1	2:30.90	2:18.57	2:20.31	2:26.62	2:22.69	2:18.45	2:18.36			
97	Carl HOPKIN										
	Lap	1	2	3	4	5	6	7	8	9	10
	1	2:29.83	2:17.92	2:14.81							
117	Dean RUSSELL										
	Lap	1	2	3	4	5	6	7	8	9	10
	1	2:26.93	2:13.73	2:13.65	2:11.57	2:28.28					

Lap Chart

ALLCOMERS CHAMPIONSHIP - 80cc up to 690cc - RACE 1

Lap 1		Lap 2		Lap 3		Lap 4		Lap 5		Lap 6		Lap 7		Lap 8		Lap 9		Lap 10	
No	Time	No	Time	No	Time	No	Time	No	Time	No	Time	No	Time	No	Time	No	Time	No	Time
40	2:04.59	40	4:02.80	40	6:02.02	40	8:00.66	40	10:00.76	40	11:59.47	40	14:00.52	40	15:58.41				
6	2:05.73	6	4:06.35	6	6:05.56	6	8:05.90	84	10:01.69 *1	50	12:01.83 *1	6	14:07.61	20	15:58.53 *1				
62	2:08.98	10	4:10.43	10	6:11.52	10	8:11.55	6	10:07.07	6	12:07.71	10	14:08.14	6	16:07.36				
10	2:10.25	62	4:10.83	62	6:12.17	11	8:28.99	10	10:11.37	10	12:09.26	30	14:10.22 *1	10	16:08.98				
43	2:13.90	33	4:20.66	11	6:25.42	33	8:32.66	73	10:14.14 *1	31	12:21.04 *1	24	14:13.26 *1	30	16:28.71 *1				
72	2:14.23	11	4:22.68	33	6:26.21	43	8:43.48	11	10:32.69	84	12:24.99 *1	96	14:17.54 *1	24	16:34.55 *1				
33	2:14.41	43	4:23.67	43	6:32.91	75	8:43.82	33	10:39.66	11	12:37.38	50	14:31.46 *1	96	16:35.90 *1				
75	2:15.26	75	4:24.08	75	6:33.50	21	8:44.31	43	10:53.25	73	12:42.17 *1	11	14:44.71	11	16:48.28				
21	2:16.05	21	4:26.00	21	6:35.16	27	8:44.45	21	10:53.36	33	12:48.18	31	14:45.97 *1	50	16:51.99 *1				
93	2:17.16	27	4:26.20	27	6:35.39	93	8:44.98	75	10:53.89	43	13:00.96	84	14:47.47 *1	31	17:10.53 *1				
27	2:17.28	93	4:27.34	93	6:36.20	87	8:45.07	27	10:53.95	21	13:01.60	33	14:57.58	33	17:10.87				
87	2:17.55	87	4:27.91	87	6:36.73	92	8:54.43	87	10:54.28	75	13:01.91	73	15:08.32 *1	84	17:11.27 *1				
11	2:17.86	36	4:32.01	36	6:45.90	91	8:55.15	93	10:54.53	27	13:03.32	43	15:08.39	43	17:16.46				
36	2:19.18	7	4:34.68	3	6:46.08	3	8:57.37	92	11:00.12	93	13:04.09	21	15:09.24	21	17:17.63				
7	2:21.69	3	4:35.09	91	6:46.20	88	8:58.38	91	11:01.85	92	13:06.38	75	15:10.42	27	17:18.22				
3	2:21.69	92	4:35.23	92	6:46.30	7	9:00.01	3	11:06.77	91	13:08.80	27	15:11.04	92	17:18.48				
91	2:22.20	91	4:35.45	88	6:47.96	36	9:00.99	88	11:07.26	3	13:17.24	92	15:12.19	75	17:18.69				
67	2:23.22	88	4:35.95	7	6:48.48	67	9:01.27	7	11:10.64	88	13:17.29	91	15:14.71	91	17:20.81				
92	2:23.40	67	4:37.08	67	6:49.00	70	9:01.63	70	11:10.90	87	13:18.46	93	15:18.30	73	17:33.64 *1				
88	2:24.82	24	4:37.55	24	6:49.50	24	9:02.68	67	11:13.42	7	13:20.58	88	15:26.75	88	17:35.67				
24	2:24.87	70	4:39.45	70	6:50.40	117	9:05.88	24	11:14.55	70	13:21.02	3	15:27.04	3	17:36.55				
61	2:26.01	61	4:39.63	61	6:53.89	61	9:08.28	36	11:15.30	67	13:25.27	7	15:30.58	7	17:39.06				
117	2:26.93	117	4:40.66	117	6:54.31	19	9:12.50	19	11:23.27	24	13:25.56	70	15:30.75	70	17:39.37				
30	2:28.89	97	4:47.75	19	7:01.65	72	9:15.60	61	11:23.38	36	13:27.86	72	15:35.96	72	17:41.01				
70	2:29.20	30	4:48.64	97	7:02.56	20	9:24.74	72	11:23.82	72	13:30.67	24	15:36.27	24	17:47.17				
97	2:29.83	19	4:48.73	72	7:07.69	30	9:31.06	117	11:34.16	19	13:31.49	67	15:39.86	36	17:52.91				
14	2:30.75	96	4:49.47	30	7:09.55	24	9:33.03	20	11:36.60	61	13:37.61	36	15:40.20	19	17:53.12				
96	2:30.90	14	4:50.25	96	7:09.78	96	9:36.40	30	11:50.95	20	13:48.10	19	15:40.39	67	17:53.92				
19	2:31.25	20	4:50.79	20	7:10.02	50	9:39.03	24	11:52.92			61	15:50.89	61	18:04.16				
24	2:32.14	24	4:52.08	24	7:12.04	31	9:55.49	96	11:59.09										
20	2:32.46	72	4:56.39	50	7:18.34														
50	2:35.95	50	4:57.95	31	7:29.05														
73	2:38.32	31	5:05.49	84	7:37.57														
31	2:38.91	84	5:11.61	73	7:43.45														
84	2:39.15	73	5:13.48																

NEW ERA RACE RESULTS

ALLCOMERS CHAMPIONSHIP

Formula 600 up to 1300cc

RESULTS BY



HS Sports Ltd
Unit 5, Radnor Park Industrial Estate
Congleton, Cheshire CW12 4XN
Tel. +44 (0)1260 275708
Fax +44 (0)1260 278352
www.hssports.co.uk

NEW ERA RACE RESULTS

Oulton Park - Saturday 18th June 2009

Club Championships - Round 7

ALLCOMERS CHAMPIONSHIP - Formula 600 up to 1300cc

TIMED PRACTICE

Pl	No	Cl	Name	Machine	Entrant/Sponsor	Laps	Time on Lap	Behind	MPH	
1	77	PB	Phillip CROWE	Suzuki 1000		5	1:45.62	3	91.76	
2	157	PB	Angelo DEROSA	Yamaha 1000	Limpet Labels	6	1:46.32	3	00.70	91.15
3	66	PB	Tom CLEGG	Yamaha 1000	Kenny Hill Racing	6	1:47.62	5	02.00	90.05
4	169	SS	Daniel MILES	Yamaha 600	Trickbits	7	1:48.68	5	03.06	89.17
5	56	PB	Michael O'BRIEN	Yamaha 1000		6	1:48.99	5	03.37	88.92
6	26	F6	Daniel KINLOCH	Suzuki 600		7	1:49.33	7	03.71	88.64
7	50	F6	N Ben SCRANAGE	Suzuki 600		6	1:51.97	6	06.35	86.55
8	37	F6	Ben PHILLIPS	Yamaha 600	JC Garages	6	1:52.36	4	06.74	86.25
9	71	F6	N Jody LEES	Yamaha 600	Midland VW	6	1:52.42	5	06.80	86.21
10	44	PB	Brett PRICE	Yamaha 1000	RJ Brookes Haulage	6	1:54.34	4	08.72	84.76
11	64	F6	Thomas McHALE	Honda 600		6	1:54.65	6	09.03	84.53
12	162	F6	N Mark AFFLECK	Honda 600		6	1:55.47	6	09.85	83.93
13	40	ST	Andy JONES	Ducati 999	Brooks Racing	5	1:56.09	5	10.47	83.48
14	22	ST	Chris NORRIS	Ducati 1098	Elite Cars	6	1:56.44	3	10.82	83.23
15	32	F6	David MATEER	Kawasaki 600	Gearlink Kawasaki	6	1:56.45	6	10.83	83.22
16	10	ST	Tom WARNER	Ducati 1098	Charles Warner	6	1:57.66	3	12.04	82.37
17	24	ST	Alan WALKER	Ducati 999	TR Motorsport	6	1:57.82	6	12.20	82.25
18	13	PB	Dave CHARRETT	Suzuki 1000	Weatherall UK Ltd	6	1:57.85	6	12.23	82.23
19	21	PB	N Bryan BROUGHTON	Honda 1000		6	1:58.23	6	12.61	81.97
20	212	PB	Pete WESTON	Yamaha 1000	Trentside Garage	6	1:58.26	6	12.64	81.95
21	42	F6	Richard CHARLTON	Yamaha 600	DH Charlton Solid Fuels	6	1:58.39	6	12.77	81.86
22	19	PB	Jason BREWSTER	Suzuki 750		6	1:58.77	5	13.15	81.60
23	31	PB	Emmett BURKE	Yamaha 1000		6	1:58.93	6	13.31	81.49
24	109	F6	N Eliot BLUNDELL	Honda 600		6	1:59.07	6	13.45	81.39
25	81	F6	N Craig BELL	Yamaha 600		6	1:59.23	5	13.61	81.28
26	777	F6	Mark WEBSTER	Kawasaki 600	Gearlink Kawasaki	6	1:59.87	6	14.25	80.85
27	80	SS	Barry DRUMMOND	Yamaha 600	Make A Wish	5	1:59.98	4	14.36	80.77
28	113	PB	N Gordon SCOTT	Suzuki 1000	BBT Motorcycles	6	2:00.12	6	14.50	80.68
29	48	F6	Nicky WILSON	Suzuki 600		6	2:00.80	5	15.18	80.23
30	57	PB	Gavin BRAMWELL	Suzuki 1000		6	2:01.12	6	15.50	80.01
31	77	ST	N John LEWIS	Aprilia 998	Scoobysnax	6	2:01.80	6	16.18	79.57
32	30	PB	N Kevin PARKER	Kawasaki 899		6	2:03.87	6	18.25	78.24
33	27	PB	David TOOMBES	Honda 1000		6	2:04.17	6	18.55	78.05
34	105	ST	Rob GARLAND	Honda 1000	Moto Bodyshop	4	2:04.28	4	18.66	77.98
35	89	PB	N John BOAKYE	Kawasaki 1000		4	2:05.81	3	20.19	77.03
36	118	PB	Sandra HARMAN	Honda 1000	Slough Turf / JMB Horsepower	5	2:06.22	4	20.60	76.78
37	4	PB	N Nicolas GROBLER	Yamaha 1000	Avelon Digital Installations	5	2:15.85	5	30.23	71.34
38	47	ST	Les LINEY	Ducati 996	Les Liney Van Hire	1	2:16.73	1	31.11	70.88

No 84 - PLEASE FIT WORKING TRANSPONDER

Start Time : 09:20

18 Jul 09 09:41

Clerk of Course :

Time Issued :

Chief Timekeeper : Graham Marshall

THESE RESULTS REMAIN PROVISIONAL FOR A MINIMUM OF 30 MINUTES FROM THE TIME OF ISSUE

HS Sports Timing and Results Systems - Results and Lap Times at www.hssports.co.uk

NEW ERA RACE GRID

ALLCOMERS CHAMPIONSHIP - Formula 600 up to 1300cc

RACE 2

ROW 10	40	169 01:48.680 MILES	39 - HAYES	47 02:16.730 LINEY
ROW 9	4 02:15.850 GROBLER	118 02:06.220 HARMAN	89 02:05.810 BOAKYE	105 02:04.280 GARLAND
ROW 8	27 02:04.170 TOOMBES	30 02:03.870 PARKER	77 02:01.800 LEWIS	57 02:01.120 BRAMWELL
ROW 7	48 02:00.800 WILSON	113 02:00.120 SCOTT	80 01:59.980 DRUMMOND	777 01:59.870 WEBSTER
ROW 6	81 01:59.230 BELL	109 01:59.070 BLUNDELL	31 01:58.930 BURKE	19 01:58.770 BREWSTER
ROW 5	42 01:58.390 CHARLTON	212 01:58.260 WESTON	21 01:58.230 BROUGHTON	13 01:57.850 CHARRETT
ROW 4	24 01:57.820 WALKER	10 01:57.660 WARNER	32 01:56.450 MATEER	22 01:56.440 NORRIS
ROW 3	40 01:56.090 JONES	162 01:55.470 AFFLECK	64 01:54.650 MCHALE	44 01:54.340 PRICE
ROW 2	71 01:52.420 LEES	37 01:52.360 PHILLIPS	50 01:51.970 SCRANAGE	26 01:49.330 KINLOCH
ROW 1	56 01:48.990 O'BRIEN	66 01:47.620 CLEGG	157 01:46.320 DEROSA	77 01:45.620 CROWE

POLE

NEW ERA RACE RESULTS

Oulton Park - Saturday 18th July 2009

Club Championships - Round 7

ALLCOMERS CHAMPIONSHIP - Formula 600 up to 1300cc

RESULT - RACE 2 - Amended

PI	No	Cl	Name	Machine	Entrant/Sponsor	Laps	Time	Behind	MPH	Best Lap on	MPH
1	157	PB	Angelo DEROSA	Yamaha 1000	Limpet Labels	8	13:56.87		92.64	1:43.39	3 93.73
2	77	PB	Phillip CROWE	Suzuki 1000		8	13:57.29	0.42	92.60	1:43.49	2 93.64
3	56	PB	Michael O'BRIEN	Yamaha 1000		8	13:57.37	0.50	92.59	1:43.79	6 93.37
4	66	PB	Tom CLEGG	Yamaha 1000	Kenny Hill Racing	8	14:15.16	18.29	90.66	1:45.98	5 91.44
5	22	ST	Chris NORRIS	Ducati 1098	Elite Cars	8	14:34.54	37.67	88.65	1:47.53	7 90.13
6	26	F6	Daniel KINLOCH	Suzuki 600		8	14:34.68	37.81	88.64	1:47.96	7 89.77
7	169	SS	Daniel MILES	Yamaha 600	Trickbits	8	14:35.03	38.16	88.60	1:46.99	3 90.58
8	71	F6 N	Jody LEES	Yamaha 600	Midland VW	8	14:39.73	42.86	88.13	1:48.71	8 89.15
9	37	F6	Ben PHILLIPS	Yamaha 600	JC Garages	8	14:39.89	43.02	88.11	1:48.11	6 89.64
10	44	PB	Brett PRICE	Yamaha 1000	RJ Brookes Haulage	8	15:02.25	1:05.38	85.93	1:51.14	6 87.20
11	13	PB	Dave CHARRETT	Suzuki 1000	Weatherall UK Ltd	8	15:11.08	1:14.21	85.10	1:51.41	8 86.99
12	212	PB	Pete WESTON	Yamaha 1000	Trentside Garage	8	15:13.20	1:16.33	84.90	1:51.89	6 86.61
13	31	PB	Emmett BURKE	Yamaha 1000		8	15:13.42	1:16.55	84.88	1:51.85	6 86.64
14	162	F6 N	Mark AFFLECK	Honda 600		8	15:20.00	1:23.13	84.27	1:53.60	6 85.31
15	109	F6 N	Eliot BLUNDELL	Honda 600		8	15:20.23	1:23.36	84.25	1:52.82	7 85.90
16	24	ST	Alan WALKER	Ducati 999	TR Motorsport	8	15:20.72	1:23.85	84.21	1:53.12	6 85.67
17	42	F6	Richard CHARLTON	Yamaha 600	DH Charlton Solid Fuels	8	15:20.81	1:23.94	84.20	1:53.19	7 85.62
18	81	F6 N	Craig BELL	Yamaha 600		8	15:21.88	1:25.01	84.10	1:52.58	8 86.08
19	57	PB	Gavin BRAMWELL	Suzuki 1000		8	15:22.94	1:26.07	84.00	1:52.53	5 86.12
20	10	ST	Tom WARNER	Ducati 1098	Charles Warner	8	15:24.69	1:27.82	83.84	1:54.21	8 84.85
21	80	SS	Barry DRUMMOND	Yamaha 600	Make A Wish	8	15:25.10	1:28.23	83.81	1:53.04	8 85.73
22	19	PB	Jason BREWSTER	Suzuki 750		8	15:29.76	1:32.89	83.39	1:54.76	6 84.45
23	40	ST	Andy JONES	Ducati 999	Brooks Racing	8	15:34.07	1:37.20	83.00	1:52.65	7 86.03
24	30	PB N	Kevin PARKER	Kawasaki 899		8	15:37.93	1:41.06	82.66	1:54.31	7 84.78
25	113	PB N	Gordon SCOTT	Suzuki 1000	BBT Motorcycles	8	15:42.29	1:45.42	82.28	1:55.53	6 83.88
26	21	PB N	Bryan BROUGHTON	Honda 1000		8	15:45.19	1:48.32	82.03	1:55.49	8 83.91
27	777	F6	Mark WEBSTER	Kawasaki 600	Gearlink Kawasaki	8	15:48.49	1:51.62	81.74	1:56.46	8 83.21
28	48	F6	Nicky WILSON	Suzuki 600		8	15:48.92	1:52.05	81.70	1:56.23	7 83.38
29	27	PB	David TOOMBES	Honda 1000		7	14:02.47	1 Lap	80.52	1:58.39	2 81.86
30	77	ST N	John LEWIS	Aprilia 998	Scoobysnax	7	14:10.71	1 Lap	79.74	1:59.48	5 81.11
31	118	PB	Sandra HARMAN	Honda 1000	Slough Turf / JMB Horse	7	14:11.12	1 Lap	79.70	1:58.44	5 81.82
32	89	PB N	John BOAKYE	Kawasaki 1000		7	14:13.97	1 Lap	79.44	1:58.90	7 81.51
33	105	ST	Rob GARLAND	Honda 1000	Moto Bodyshop	7	14:17.88	1 Lap	79.08	2:00.60	7 80.36
34	4	PB N	Nicolas GROBLER	Yamaha 1000	Avelon Digital Installation	7	15:22.69	1 Lap	73.52	2:09.69	4 74.73

Not-Classified

32	F6		David MATEER	Kawasaki 600	Gearlink Kawasaki	7	13:58.09	NCF	80.94	1:54.52	4 84.62
50	F6 N		Ben SCRANAGE	Suzuki 600		4	7:28.38	DNF	86.46	1:50.14	2 87.99
64	F6		Thomas McHALE	Honda 600		1	2:37.89	DNF	61.38		0 0.00

Fastest Lap

157	PB		Angelo DEROSA	Yamaha 1000	Limpet Labels					1:43.39	3 93.73
169	SS		Daniel MILES	Yamaha 600	Trickbits					1:46.99	3 90.58
22	ST		Chris NORRIS	Ducati 1098	Elite Cars					1:47.53	7 90.13
26	F6		Daniel KINLOCH	Suzuki 600						1:47.96	7 89.77

Amended to correct Heading Date

Start Time : 11:42

18 Jul 09 12:37

Clerk of Course :	Time Issued :	Chief Timekeeper : Graham Marshall
-------------------	---------------	------------------------------------

THESE RESULTS REMAIN PROVISIONAL FOR A MINIMUM OF 30 MINUTES FROM THE TIME OF ISSUE

HS Sports Timing and Results Systems - Results and Lap Times at www.hssports.co.uk

ALLCOMERS CHAMPIONSHIP - Formula 600 up to 1300cc

LAP TIMES - RACE 2

4	Nicolas GROBLER										
	Lap	1	2	3	4	5	6	7	8	9	10
	1	2:17.64	2:10.97	2:09.88	2:09.69	2:11.56	2:11.46	2:11.49			
10	Tom WARNER										
	Lap	1	2	3	4	5	6	7	8	9	10
	1	2:01.88	1:54.57	1:54.59	1:54.62	1:54.48	1:55.32	1:55.02	1:54.21		
13	Dave CHARRETT										
	Lap	1	2	3	4	5	6	7	8	9	10
	1	2:02.92	1:53.43	1:53.16	1:53.74	1:52.65	1:51.61	1:52.16	1:51.41		
19	Jason BREWSTER										
	Lap	1	2	3	4	5	6	7	8	9	10
	1	2:02.64	1:56.13	1:55.09	1:54.97	1:55.43	1:54.76	1:54.82	1:55.92		
21	Bryan BROUGHTON										
	Lap	1	2	3	4	5	6	7	8	9	10
	1	2:08.00	1:56.61	1:57.53	1:56.14	1:56.41	1:57.79	1:57.22	1:55.49		
22	Chris NORRIS										
	Lap	1	2	3	4	5	6	7	8	9	10
	1	1:54.27	1:49.42	1:48.83	1:48.39	1:49.04	1:48.42	1:47.53	1:48.64		
24	Alan WALKER										
	Lap	1	2	3	4	5	6	7	8	9	10
	1	2:00.13	1:54.28	1:53.99	1:54.37	1:54.97	1:53.12	1:53.68	1:56.18		
26	Daniel KINLOCH										
	Lap	1	2	3	4	5	6	7	8	9	10
	1	1:54.17	1:48.90	1:49.13	1:48.38	1:48.58	1:48.77	1:47.96	1:48.79		
27	David TOOMBES										
	Lap	1	2	3	4	5	6	7	8	9	10
	1	2:08.95	1:58.39	1:59.82	1:58.94	1:59.41	1:58.39	1:58.57			
30	Kevin PARKER										
	Lap	1	2	3	4	5	6	7	8	9	10
	1	2:05.05	1:57.04	1:58.50	1:56.33	1:56.42	1:55.12	1:54.31	1:55.16		
31	Emmett BURKE										
	Lap	1	2	3	4	5	6	7	8	9	10
	1	2:00.52	1:54.29	1:53.98	1:54.31	1:53.85	1:51.85	1:51.89	1:52.73		
32	David MATEER										
	Lap	1	2	3	4	5	6	7	8	9	10
	1	2:06.22	1:57.28	1:56.41	1:54.52	1:56.20	1:57.49	2:09.97			
37	Ben PHILLIPS										
	Lap	1	2	3	4	5	6	7	8	9	10
	1	1:54.97	1:49.70	1:48.53	1:49.51	1:49.51	1:48.11	1:49.19	1:50.37		

40	Andy JONES										
	Lap	1	2	3	4	5	6	7	8	9	10
	1	2:15.70	1:55.03	1:53.16	1:54.77	1:55.97	1:53.08	1:52.65	1:53.71		
42	Richard CHARLTON										
	Lap	1	2	3	4	5	6	7	8	9	10
	1	2:02.16	1:55.76	1:54.01	1:54.54	1:54.34	1:53.52	1:53.19	1:53.29		
44	Brett PRICE										
	Lap	1	2	3	4	5	6	7	8	9	10
	1	1:58.59	1:52.09	1:51.80	1:51.75	1:52.66	1:51.14	1:51.61	1:52.61		
48	Nicky WILSON										
	Lap	1	2	3	4	5	6	7	8	9	10
	1	2:07.36	1:58.43	1:57.12	1:59.75	1:56.60	1:56.90	1:56.23	1:56.53		
50	Ben SCRANAGE										
	Lap	1	2	3	4	5	6	7	8	9	10
	1	1:53.51	1:50.14	1:50.57	1:54.16						
56	Michael O'BRIEN										
	Lap	1	2	3	4	5	6	7	8	9	10
	1	1:47.62	1:44.52	1:44.00	1:43.89	1:44.72	1:43.79	1:44.71	1:44.12		
57	Gavin BRAMWELL										
	Lap	1	2	3	4	5	6	7	8	9	10
	1	2:05.48	1:56.75	1:55.52	1:53.98	1:52.53	1:53.47	1:52.62	1:52.59		
64	Thomas McHALE										
	Lap	1	2	3	4	5	6	7	8	9	10
	1	2:37.89									
66	Tom CLEGG										
	Lap	1	2	3	4	5	6	7	8	9	10
	1	1:49.84	1:46.69	1:46.80	1:46.13	1:45.98	1:46.15	1:46.07	1:47.50		
71	Jody LEES										
	Lap	1	2	3	4	5	6	7	8	9	10
	1	1:52.99	1:49.71	1:49.73	1:49.81	1:49.67	1:49.58	1:49.53	1:48.71		
77	Phillip CROWE										
	Lap	1	2	3	4	5	6	7	8	9	10
	1	1:47.25	1:43.49	1:43.65	1:44.22	1:45.50	1:44.11	1:44.91	1:44.16		
77	John LEWIS										
	Lap	1	2	3	4	5	6	7	8	9	10
	1	2:09.96	2:00.49	2:01.12	1:59.64	1:59.48	2:00.16	1:59.86			
80	Barry DRUMMOND										
	Lap	1	2	3	4	5	6	7	8	9	10
	1	2:05.21	1:54.52	1:55.02	1:54.99	1:54.46	1:53.66	1:54.20	1:53.04		
81	Craig BELL										
	Lap	1	2	3	4	5	6	7	8	9	10
	1	2:03.70	1:55.44	1:54.80	1:52.93	1:54.78	1:54.29	1:53.36	1:52.58		

89	John BOAKYE									
Lap	1	2	3	4	5	6	7	8	9	10
1	2:11.12	2:00.60	2:01.06	2:01.42	2:00.81	2:00.06	1:58.90			
105	Rob GARLAND									
Lap	1	2	3	4	5	6	7	8	9	10
1	2:08.22	2:01.23	2:02.40	2:01.56	2:01.87	2:02.00	2:00.60			
109	Eliot BLUNDELL									
Lap	1	2	3	4	5	6	7	8	9	10
1	2:03.12	1:55.62	1:53.77	1:53.82	1:53.31	1:52.99	1:52.82	1:54.78		
113	Gordon SCOTT									
Lap	1	2	3	4	5	6	7	8	9	10
1	2:05.50	1:57.25	1:57.04	1:56.91	1:57.13	1:55.53	1:55.81	1:57.12		
118	Sandra HARMAN									
Lap	1	2	3	4	5	6	7	8	9	10
1	2:10.19	2:00.42	2:01.45	2:01.56	1:58.44	1:58.97	2:00.09			
157	Angelo DEROSA									
Lap	1	2	3	4	5	6	7	8	9	10
1	1:48.09	1:43.64	1:43.39	1:43.66	1:44.24	1:43.98	1:44.73	1:45.14		
162	Mark AFFLECK									
Lap	1	2	3	4	5	6	7	8	9	10
1	2:01.27	1:53.67	1:54.07	1:54.50	1:54.61	1:53.60	1:53.72	1:54.56		
169	Daniel MILES									
Lap	1	2	3	4	5	6	7	8	9	10
1	2:01.44	1:49.18	1:46.99	1:47.06	1:47.36	1:47.11	1:48.02	1:47.87		
212	Pete WESTON									
Lap	1	2	3	4	5	6	7	8	9	10
1	2:02.19	1:53.26	1:53.75	1:53.08	1:53.97	1:51.89	1:52.04	1:53.02		
777	Mark WEBSTER									
Lap	1	2	3	4	5	6	7	8	9	10
1	2:06.51	1:57.65	1:57.16	1:58.85	1:58.04	1:56.56	1:57.26	1:56.46		

Lap Chart

ALLCOMERS CHAMPIONSHIP - Formula 600 up to 1300cc - RACE 2

Lap 1		Lap 2		Lap 3		Lap 4		Lap 5		Lap 6		Lap 7		Lap 8		Lap 9		Lap 10	
No	Time	No	Time	No	Time	No	Time	No	Time	No	Time	No	Time	No	Time	No	Time	No	Time
77	1:47.25	77	3:30.74	77	5:14.39	77	6:58.61	157	8:43.02	157	10:27.00	157	12:11.73	157	13:56.87				
56	1:47.62	157	3:31.73	157	5:15.12	157	6:58.78	77	8:44.11	77	10:28.22	77	12:13.13	77	13:57.29				
157	1:48.09	56	3:32.14	56	5:16.14	56	7:00.03	56	8:44.75	56	10:28.54	56	12:13.25	56	13:57.37				
66	1:49.84	66	3:36.53	66	5:23.33	66	7:09.46	4	8:48.18 *1	66	10:41.59	89	12:15.07 *1	32	13:58.09 *1				
71	1:52.99	71	3:42.70	26	5:32.20	26	7:20.58	66	8:55.44	26	10:57.93	105	12:17.28 *1	27	14:02.47 *1				
50	1:53.51	26	3:43.07	71	5:32.43	22	7:20.91	26	9:09.16	22	10:58.37	66	12:27.66	77	14:10.71 *1				
26	1:54.17	50	3:43.65	22	5:32.52	71	7:22.24	22	9:09.95	169	10:59.14	26	12:45.89	118	14:11.12 *1				
22	1:54.27	22	3:43.69	37	5:33.20	37	7:22.71	71	9:11.91	4	10:59.74 *1	22	12:45.90	89	14:13.97 *1				
37	1:54.97	37	3:44.67	50	5:34.22	169	7:24.67	169	9:12.03	37	11:00.33	169	12:47.16	66	14:15.16				
44	1:58.59	169	3:50.62	169	5:37.61	50	7:28.38	37	9:12.22	71	11:01.49	37	12:49.52	105	14:17.88 *1				
24	2:00.13	44	3:50.68	44	5:42.48	44	7:34.23	44	9:26.89	44	11:18.03	71	12:51.02	22	14:34.54				
31	2:00.52	24	3:54.41	24	5:48.40	212	7:42.28	13	9:35.90	13	11:27.51	44	13:09.64	26	14:34.68				
162	2:01.27	31	3:54.81	31	5:48.79	24	7:42.77	212	9:36.25	212	11:28.14	4	13:11.20 *1	169	14:35.03				
169	2:01.44	162	3:54.94	162	5:49.01	31	7:43.10	31	9:36.95	31	11:28.80	13	13:19.67	71	14:39.73				
10	2:01.88	212	3:55.45	212	5:49.20	13	7:43.25	24	9:37.74	24	11:30.86	212	13:20.18	37	14:39.89				
42	2:02.16	13	3:56.35	13	5:49.51	162	7:43.51	162	9:38.12	162	11:31.72	31	13:20.69	44	15:02.25				
212	2:02.19	10	3:56.45	10	5:51.04	10	7:45.66	109	9:39.64	109	11:32.63	24	13:24.54	13	15:11.08				
19	2:02.64	42	3:57.92	42	5:51.93	109	7:46.33	10	9:40.14	42	11:34.33	162	13:25.44	212	15:13.20				
13	2:02.92	109	3:58.74	109	5:52.51	42	7:46.47	42	9:40.81	10	11:35.46	109	13:25.45	31	15:13.42				
109	2:03.12	19	3:58.77	19	5:53.86	81	7:46.87	81	9:41.65	81	11:35.94	42	13:27.52	162	15:20.00				
81	2:03.70	81	3:59.14	81	5:53.94	19	7:48.83	80	9:44.20	57	11:37.73	81	13:29.30	109	15:20.23				
30	2:05.05	80	3:59.73	80	5:54.75	80	7:49.74	57	9:44.26	80	11:37.86	57	13:30.35	24	15:20.72				
80	2:05.21	30	4:02.09	57	5:57.75	57	7:51.73	19	9:44.26	19	11:39.02	10	13:30.48	42	15:20.81				
57	2:05.48	57	4:02.23	113	5:59.79	32	7:54.43	32	9:50.63	40	11:47.71	80	13:32.06	81	15:21.88				
113	2:05.50	113	4:02.75	32	5:59.91	113	7:56.70	30	9:53.34	32	11:48.12	19	13:33.84	4	15:22.69 *1				
32	2:06.22	32	4:03.50	30	6:00.59	30	7:56.92	113	9:53.83	30	11:48.46	40	13:40.36	57	15:22.94				
777	2:06.51	777	4:04.16	777	6:01.32	21	7:58.28	40	9:54.63	113	11:49.36	30	13:42.77	10	15:24.69				
48	2:07.36	21	4:04.61	21	6:02.14	40	7:58.66	21	9:54.69	21	11:52.48	113	13:45.17	80	15:25.10				
21	2:08.00	48	4:05.79	48	6:02.91	777	8:00.17	777	9:58.21	777	11:54.77	21	13:49.70	19	15:29.76				
105	2:08.22	27	4:07.34	40	6:03.89	48	8:02.66	48	9:59.26	48	11:56.16	777	13:52.03	40	15:34.07				
27	2:08.95	105	4:09.45	27	6:07.16	27	8:06.10	27	10:05.51	27	12:03.90	48	13:52.39	30	15:37.93				
77	2:09.96	77	4:10.45	77	6:11.57	77	8:11.21	77	10:10.69	77	12:10.85			113	15:42.29				
118	2:10.19	118	4:10.61	105	6:11.85	105	8:13.41	118	10:12.06	118	12:11.03			21	15:45.19				
89	2:11.12	40	4:10.73	118	6:12.06	118	8:13.62	89	10:15.01					777	15:48.49				
40	2:15.70	89	4:11.72	89	6:12.78	89	8:14.20	105	10:15.28					48	15:48.92				
4	2:17.64	4	4:28.61	4	6:38.49														
64	2:37.89																		

NEW ERA RACE RESULTS

125cc & 250cc GRAND PRIX

=====

CB500 & HORNETS

=====

FORMULA 400 & FORGOTTEN ERA

RESULTS BY



HS Sports Ltd
Unit 5, Radnor Park Industrial Estate
Congleton, Cheshire CW12 4XN
Tel. +44 (0)1260 275708
Fax +44 (0)1260 278352
www.hssports.co.uk

NEW ERA RACE RESULTS

Oulton Park - Saturday 18th June 2009

Club Championships - Round 7

125cc/250cc GP / FORMULA 400 & CB500's

TIMED PRACTICE

Pl	No	Cl	Name	Machine	Entrant/Sponsor	Laps	Time on Lap	Behind	MPH	
1	17	125	Adam ROBINSON	Honda 125		6	1:56.38	6	83.27	
2	22	F4	Keith BILNEY	Kawasaki 400	Eppingdene Automotive	6	1:58.87	5	02.49	81.53
3	40	F4	Chris MORLEY	Yamaha 400	RMR Equipe	6	2:00.84	6	04.46	80.20
4	10	F4	Gerhard QUINN	Kawasaki 400		6	2:01.45	5	05.07	79.80
5	6	250	Paul ROGERS	Honda 250		6	2:02.09	6	05.71	79.38
6	7	125	Kenny SHEPHERD	Honda 125	Clem Davies	5	2:03.58	5	07.20	78.42
7	15	F4	James JACKSON	Kawasaki 400		6	2:06.11	6	09.73	76.85
8	65	DA	Andy SHEPPARD	Ducati 620	Action Alarms	6	2:06.15	6	09.77	76.82
9	11	250	Andrew ALLISON	Honda 250		4	2:06.65	4	10.27	76.52
10	41	F4	Maria COSTELO	Honda 400		6	2:07.74	6	11.36	75.87
11	19	250 N	Kelsey TRATTNER	Yamaha 250		6	2:08.46	4	12.08	75.44
12	60	F4	Robert OWEN	Honda 400		6	2:09.72	4	13.34	74.71
13	92	F4	Anthony HOPWOOD	Honda 400		6	2:09.75	4	13.37	74.69
14	91	125	Andrew FISHER	Honda 125		4	2:10.61	3	14.23	74.20
15	20	F4	Danny LLOYD	Kawasaki 400	SLV Racing	6	2:12.67	6	16.29	73.05
16	4	DB	Dominic CLEGG	Ducati 583	www.vivamoto.co.uk	6	2:12.80	4	16.42	72.98
17	24	CB	John MARSHALL	Honda 500	Elite & Performance Jags	6	2:12.93	6	16.55	72.90
18	30	FE	Derek SKINNER	Yamaha 350		5	2:13.21	4	16.83	72.75
19	8	125	Adrian BOWMAN	Honda 125	K Bowman Carpentry	2	2:14.40	2	18.02	72.11
20	7	CB	Peter MARSHALL	Suzuki 650	Elite & Performance Jags	5	2:20.90	4	24.52	68.78
21	58	FE	Mike DRYDEN-HOLT	Yamaha 350	Eddie Martin Racing	4	2:20.97	2	24.59	68.75
22	3	125 N	James ROBINSON	Aprilia F125		5	2:28.84	5	32.46	65.11
23	44	125 N	Jake BAYFORD	Conti 70		5	2:40.50	5	44.12	60.38

Start Time : 09:37

18 Jul 09 10:02

Clerk of Course :

Time Issued :

Chief Timekeeper : Graham Marshall

THESE RESULTS REMAIN PROVISIONAL FOR A MINIMUM OF 30 MINUTES FROM THE TIME OF ISSUE

HS Sports Timing and Results Systems - Results and Lap Times at www.hssports.co.uk

NEW ERA RACE GRID

125cc/250cc GP / FORMULA 400 & CB500's

RACE 3 & RACE 8

ROW 8	32	31	58 02:20.970 30 DRYDEN-HOLT	7 02:20.900 29 MARSHALL
ROW 7	30 02:13.210 28 SKINNER	24 02:12.930 27 MARSHALL	4 02:12.800 26 CLEGG	20 02:12.670 25 LLOYD
ROW 6	92 02:09.750 24 HOPWOOD	60 02:09.720 23 OWEN	41 02:07.740 22 COSTELO	65 02:06.150 21 SHEPPARD
ROW 5	15 02:06.110 20 JACKSON	10 02:01.450 19 QUINN	40 02:00.840 18 MORLEY	22 01:58.870 17 BILNEY
ROW 4	16	15	14	13
ROW 3	12	11	10	44 02:40.500 9 BAYFORD
ROW 2	3 02:28.840 8 ROBINSON	8 02:14.400 7 BOWMAN	91 02:10.610 6 FISHER	19 02:08.460 5 TRATTNER
ROW 1	11 02:06.650 4 ALLISON	7 02:03.580 3 SHEPHERD	6 02:02.090 2 ROGERS	17 01:56.380 1 ROBINSON
POLE				

NEW ERA RACE RESULTS

Oulton Park - Saturday 18th July 2009

Club Championships - Round 7

125cc/250cc GP / FORMULA 400 & CB500's

RESULT - RACE 3

PI	No	Cl	Name	Machine	Entrant/Sponsor	Laps	Time	Behind	MPH	Best Lap on	MPH
1	17	125	Adam ROBINSON	Honda 125		8	15:36.35		82.80	1:54.97	8 84.29
2	7	125	Kenny SHEPHERD	Honda 125	Clem Davies	8	15:58.62	22.27	80.88	1:58.88	7 81.52
3	11	250	Andrew ALLISON	Honda 250		8	16:18.05	41.70	79.27	2:00.24	5 80.60
4	22	F4	Keith BILNEY	Kawasaki 400	Eppingdene Automotive	8	16:23.64	47.29	78.82	1:58.71	2 81.64
5	40	F4	Chris MORLEY	Yamaha 400	RMR Equipe	8	16:24.14	47.79	78.78	1:58.34	3 81.89
6	19	250 N	Kelsey TRATTNER	Yamaha 250		8	16:38.57	1:02.22	77.64	2:02.71	8 78.98
7	10	F4	Gerhard QUINN	Kawasaki 400		8	16:53.39	1:17.04	76.51	1:59.66	4 80.99
8	65	DA	Andy SHEPPARD	Ducati 620	Action Alarms	8	17:11.49	1:35.14	75.16	2:03.69	5 78.35
9	91	125	Andrew FISHER	Honda 125		8	17:11.87	1:35.52	75.14	2:06.75	8 76.46
10	15	F4	James JACKSON	Kawasaki 400		8	17:13.71	1:37.36	75.00	2:04.14	8 78.07
11	92	F4	Anthony HOPWOOD	Honda 400		8	17:26.59	1:50.24	74.08	2:04.22	8 78.02
12	4	DB	Dominic CLEGG	Ducati 583	www.vivamoto.co.uk	8	17:27.86	1:51.51	73.99	2:04.81	8 77.65
13	24	CB	John MARSHALL	Honda 500	Elite & Performance Jags	7	15:51.01	1 Lap	71.33	2:10.59	2 74.21
14	58	FE	Mike DRYDEN-HOLT	Yamaha 350	Eddie Martin Racing	7	16:10.98	1 Lap	69.87	2:11.63	6 73.62
15	30	FE	Derek SKINNER	Yamaha 350		7	16:11.40	1 Lap	69.84	2:12.31	7 73.25
16	7	CB	Peter MARSHALL	Suzuki 650	Elite & Performance Jags	7	16:18.07	1 Lap	69.36	2:13.74	5 72.46
17	20	F4	Danny LLOYD	Kawasaki 400	SLV Racing	7	16:18.26	1 Lap	69.35	2:12.95	7 72.89
18	3	125 N	James ROBINSON	Aprilia F125		7	16:29.01	1 Lap	68.59	2:18.43	7 70.01
19	44	125 N	Jake BAYFORD	Conti 70		7	18:02.77	1 Lap	62.65	2:31.97	7 63.77

Not-Classified

6	250	Paul ROGERS	Honda 250			6	12:01.06	DNF	80.64	1:58.52	2 81.77
---	-----	-------------	-----------	--	--	---	----------	-----	-------	---------	---------

Fastest Lap

17	125	Adam ROBINSON	Honda 125						1:54.97	8 84.29
40	F4	Chris MORLEY	Yamaha 400	RMR Equipe					1:58.34	3 81.89
6	250	Paul ROGERS	Honda 250						1:58.52	2 81.77
65	DA	Andy SHEPPARD	Ducati 620	Action Alarms					2:03.69	5 78.35
4	DB	Dominic CLEGG	Ducati 583	www.vivamoto.co.uk					2:04.81	8 77.65
24	CB	John MARSHALL	Honda 500	Elite & Performance Jags					2:10.59	2 74.21
58	FE	Mike DRYDEN-HOLT	Yamaha 350	Eddie Martin Racing					2:11.63	6 73.62

Start Time : 12:07

18 Jul 09 12:31

Clerk of Course :

Time Issued :

Chief Timekeeper : Graham Marshall

THESE RESULTS REMAIN PROVISIONAL FOR A MINIMUM OF 30 MINUTES FROM THE TIME OF ISSUE

HS Sports Timing and Results Systems - Results and Lap Times at www.hssports.co.uk

125cc/250cc GP / FORMULA 400 & CB500's

LAP TIMES - RACE 3

3	James ROBINSON									
Lap	1	2	3	4	5	6	7	8	9	10
1	2:28.98	2:20.30	2:20.66	2:19.96	2:20.52	2:20.16	2:18.43			
4	Dominic CLEGG									
Lap	1	2	3	4	5	6	7	8	9	10
1	2:38.61	2:08.97	2:07.18	2:07.90	2:05.63	2:06.30	2:08.46	2:04.81		
6	Paul ROGERS									
Lap	1	2	3	4	5	6	7	8	9	10
1	2:03.68	1:58.52	2:00.78	1:59.44	1:59.85	1:58.79				
7	Kenny SHEPHERD									
Lap	1	2	3	4	5	6	7	8	9	10
1	2:04.29	1:58.95	1:59.22	1:59.59	1:59.25	1:59.34	1:58.88	1:59.10		
7	Peter MARSHALL									
Lap	1	2	3	4	5	6	7	8	9	10
1	2:48.92	2:15.86	2:15.22	2:15.04	2:13.74	2:14.90	2:14.39			
10	Gerhard QUINN									
Lap	1	2	3	4	5	6	7	8	9	10
1	2:33.70	2:00.53	2:13.97	1:59.66	2:00.05	2:02.21	2:02.19	2:01.08		
11	Andrew ALLISON									
Lap	1	2	3	4	5	6	7	8	9	10
1	2:09.91	2:00.30	2:00.31	2:00.67	2:00.24	2:00.98	2:01.19	2:04.45		
15	James JACKSON									
Lap	1	2	3	4	5	6	7	8	9	10
1	2:38.38	2:04.64	2:06.60	2:04.73	2:05.05	2:05.12	2:05.05	2:04.14		
17	Adam ROBINSON									
Lap	1	2	3	4	5	6	7	8	9	10
1	2:02.55	1:56.59	1:56.08	1:56.61	1:56.40	1:57.22	1:55.93	1:54.97		
19	Kelsey TRATTNER									
Lap	1	2	3	4	5	6	7	8	9	10
1	2:14.31	2:04.53	2:03.41	2:03.09	2:02.93	2:03.09	2:04.50	2:02.71		
20	Danny LLOYD									
Lap	1	2	3	4	5	6	7	8	9	10
1	2:50.30	2:16.86	2:14.45	2:13.78	2:15.17	2:14.75	2:12.95			
22	Keith BILNEY									
Lap	1	2	3	4	5	6	7	8	9	10
1	2:29.24	1:58.71	1:58.72	1:59.14	1:59.48	1:59.71	1:59.52	1:59.12		
24	John MARSHALL									
Lap	1	2	3	4	5	6	7	8	9	10
1	2:42.40	2:10.59	2:11.04	2:10.66	2:11.06	2:12.08	2:13.18			

30	Derek SKINNER									
Lap	1	2	3	4	5	6	7	8	9	10
1	2:49.81	2:13.80	2:14.72	2:12.86	2:14.20	2:13.70	2:12.31			
40	Chris MORLEY									
Lap	1	2	3	4	5	6	7	8	9	10
1	2:29.85	1:58.96	1:58.34	1:59.02	1:59.54	1:59.61	1:59.46	1:59.36		
44	Jake BAYFORD									
Lap	1	2	3	4	5	6	7	8	9	10
1	2:42.19	2:34.85	2:35.35	2:33.53	2:32.82	2:32.06	2:31.97			
58	Mike DRYDEN-HOLT									
Lap	1	2	3	4	5	6	7	8	9	10
1	2:45.83	2:15.13	2:16.85	2:15.13	2:14.05	2:11.63	2:12.36			
65	Andy SHEPPARD									
Lap	1	2	3	4	5	6	7	8	9	10
1	2:36.19	2:05.40	2:03.98	2:04.12	2:03.69	2:05.04	2:06.28	2:06.79		
91	Andrew FISHER									
Lap	1	2	3	4	5	6	7	8	9	10
1	2:14.22	2:08.66	2:07.70	2:07.51	2:08.76	2:10.46	2:07.81	2:06.75		
92	Anthony HOPWOOD									
Lap	1	2	3	4	5	6	7	8	9	10
1	2:42.33	2:06.70	2:06.35	2:06.25	2:05.89	2:06.48	2:08.37	2:04.22		

Lap Chart

125cc/250cc GP / FORMULA 400 & CB500's - RACE 3

Lap 1		Lap 2		Lap 3		Lap 4		Lap 5		Lap 6		Lap 7		Lap 8		Lap 9		Lap 10			
No	Time	No	Time	No	Time	No	Time	No	Time	No	Time	No	Time	No	Time	No	Time	No	Time		
17	2:02.55	17	3:59.14	17	5:55.22	17	7:51.83	17	9:48.23	17	11:45.45	17	13:41.38	17	15:36.35						
6	2:03.68	6	4:02.20	7	6:02.46	44	7:52.39 *1	7	10:01.30	58	11:46.99 *1	58	13:58.62 *1	24	15:51.01 *1						
7	2:04.29	7	4:03.24	6	6:02.98	7	8:02.05	6	10:02.27	7	11:48.78 *1	30	13:59.09 *1	7	15:58.62						
11	2:09.91	11	4:10.21	11	6:10.52	6	8:02.42	11	10:11.43	3	11:50.42 *1	7	13:59.52	58	16:10.98 *1						
91	2:14.22	19	4:18.84	19	6:22.25	11	8:11.19	22	10:25.29	20	11:50.56 *1	7	14:03.68 *1	30	16:11.40 *1						
19	2:14.31	91	4:22.88	22	6:26.67	19	8:25.34	40	10:25.71	7	12:00.64	20	14:05.31 *1	11	16:18.05						
3	2:28.98	22	4:27.95	40	6:27.15	22	8:25.81	44	10:25.92 *1	6	12:01.06	3	14:10.58 *1	7	16:18.07 *1						
22	2:29.24	40	4:28.81	91	6:30.58	40	8:26.17	19	10:28.27	11	12:12.41	11	14:13.60	20	16:18.26 *1						
40	2:29.85	10	4:34.23	65	6:45.57	91	8:38.09	91	10:46.85	22	12:25.00	22	14:24.52	22	16:23.64						
10	2:33.70	65	4:41.59	10	6:48.20	10	8:47.86	10	10:47.91	40	12:25.32	40	14:24.78	40	16:24.14						
65	2:36.19	15	4:43.02	15	6:49.62	65	8:49.69	65	10:53.38	19	12:31.36	19	14:35.86	3	16:29.01 *1						
15	2:38.38	4	4:47.58	4	6:54.76	15	8:54.35	15	10:59.40	10	12:50.12	10	14:52.31	19	16:38.57						
4	2:38.61	92	4:49.03	92	6:55.38	92	9:01.63	92	11:07.52	91	12:57.31	65	15:04.70	10	16:53.39						
44	2:42.19	3	4:49.28	24	7:04.03	4	9:02.66	4	11:08.29	65	12:58.42	91	15:05.12	65	17:11.49						
92	2:42.33	24	4:52.99	3	7:09.94	24	9:14.69	24	11:25.75	44	12:58.74 *1	15	15:09.57	91	17:11.87						
24	2:42.40	58	5:00.96	58	7:17.81	3	9:29.90	30	11:45.39	15	13:04.52	92	15:22.37	15	17:13.71						
58	2:45.83	30	5:03.61	30	7:18.33	30	9:31.19			92	13:14.00	4	15:23.05	92	17:26.59						
7	2:48.92	7	5:04.78	7	7:20.00	58	9:32.94			4	13:14.59	44	15:30.80 *1	4	17:27.86						
30	2:49.81	20	5:07.16	20	7:21.61	7	9:35.04			24	13:37.83			44	18:02.77 *1						
20	2:50.30	44	5:17.04			20	9:35.39														

NEW ERA RACE RESULTS

Oulton Park - Saturday 18th July 2009

Club Championships - Round 7

125cc/250cc GP / FORMULA 400 & CB500's

RESULT - RACE 8

PI	No	Cl	Name	Machine	Entrant/Sponsor	Laps	Time	Behind	MPH	Best Lap on	MPH
1	17	125	Adam ROBINSON	Honda 125		8	15:32.86		83.11	1:54.71	4 84.48
2	7	125	Kenny SHEPHERD	Honda 125	Clem Davies	8	16:10.11	37.25	79.92	1:59.28	2 81.25
3	6	250	Paul ROGERS	Honda 250		8	16:20.22	47.36	79.09	1:59.35	8 81.20
4	22	F4	Keith BILNEY	Kawasaki 400	Eppingdene Automotive	8	16:30.93	58.07	78.24	1:58.70	7 81.64
5	11	250	Andrew ALLISON	Honda 250		8	16:34.05	1:01.19	77.99	2:01.72	5 79.62
6	40	F4	Chris MORLEY	Yamaha 400	RMR Equipe	8	16:35.94	1:03.08	77.85	1:59.19	5 81.31
7	19	250 N	Kelsey TRATTNER	Yamaha 250		8	17:04.26	1:31.40	75.69	2:03.27	8 78.62
8	15	F4	James JACKSON	Kawasaki 400		8	17:12.10	1:39.24	75.12	2:03.62	8 78.40
9	91	125	Andrew FISHER	Honda 125		8	17:13.65	1:40.79	75.01	2:07.92	8 75.76
10	92	F4	Anthony HOPWOOD	Honda 400		7	15:38.01	1 Lap	72.32	2:05.83	7 77.02
11	7	CB	Peter MARSHALL	Suzuki 650	Elite & Performance Jags	7	15:45.52	1 Lap	71.75	2:08.18	6 75.61
12	58	FE	Mike DRYDEN-HOLT	Yamaha 350	Eddie Martin Racing	7	15:47.43	1 Lap	71.60	2:09.02	7 75.11
13	3	125 N	James ROBINSON	Aprilia F125		7	16:01.22	1 Lap	70.58	2:14.24	6 72.19
14	20	F4	Danny LLOYD	Kawasaki 400	SLV Racing	7	16:18.65	1 Lap	69.32	2:12.68	5 73.04
15	24	CB	John MARSHALL	Honda 500	Elite & Performance Jags	7	16:28.27	1 Lap	68.64	2:11.96	2 73.44
16	30	FE	Derek SKINNER	Yamaha 350		7	16:41.64	1 Lap	67.73	2:12.85	7 72.95
17	44	125 N	Jake BAYFORD	Conti 70		7	17:35.22	1 Lap	64.29	2:28.82	5 65.12

Not-Classified

10	F4	Gerhard QUINN	Kawasaki 400			1	2:35.46	DNF	62.34		0 0.00
----	----	---------------	--------------	--	--	---	---------	-----	-------	--	--------

Fastest Lap

17	125	Adam ROBINSON	Honda 125						83.11	1:54.71	4 84.48
22	F4	Keith BILNEY	Kawasaki 400	Eppingdene Automotive					78.24	1:58.70	7 81.64
6	250	Paul ROGERS	Honda 250						79.09	1:59.35	8 81.20
7	CB	Peter MARSHALL	Suzuki 650	Elite & Performance Jags					71.75	2:08.18	6 75.61
58	FE	Mike DRYDEN-HOLT	Yamaha 350	Eddie Martin Racing					71.60	2:09.02	7 75.11

Start Time : 15:06

18 Jul 09 15:29

Clerk of Course :

Time Issued :

Chief Timekeeper : Graham Marshall

THESE RESULTS REMAIN PROVISIONAL FOR A MINIMUM OF 30 MINUTES FROM THE TIME OF ISSUE

HS Sports Timing and Results Systems - Results and Lap Times at www.hssports.co.uk

125cc/250cc GP / FORMULA 400 & CB500's

LAP TIMES - RACE 8

3	James ROBINSON									
Lap	1	2	3	4	5	6	7	8	9	10
1	2:25.67	2:17.12	2:15.94	2:17.75	2:15.60	2:14.24	2:14.90			
6	Paul ROGERS									
Lap	1	2	3	4	5	6	7	8	9	10
1	2:08.17	2:04.08	2:04.08	2:03.40	2:01.87	1:59.71	1:59.56	1:59.35		
7	Kenny SHEPHERD									
Lap	1	2	3	4	5	6	7	8	9	10
1	2:05.24	1:59.28	2:00.77	2:00.55	2:00.82	2:01.60	2:01.49	2:00.36		
7	Peter MARSHALL									
Lap	1	2	3	4	5	6	7	8	9	10
1	2:43.97	2:11.65	2:09.72	2:12.01	2:10.43	2:08.18	2:09.56			
10	Gerhard QUINN									
Lap	1	2	3	4	5	6	7	8	9	10
1	2:35.46									
11	Andrew ALLISON									
Lap	1	2	3	4	5	6	7	8	9	10
1	2:13.04	2:02.84	2:02.81	2:01.96	2:01.72	2:02.12	2:05.87	2:03.69		
15	James JACKSON									
Lap	1	2	3	4	5	6	7	8	9	10
1	2:35.80	2:07.13	2:06.58	2:05.16	2:05.27	2:04.14	2:04.40	2:03.62		
17	Adam ROBINSON									
Lap	1	2	3	4	5	6	7	8	9	10
1	2:03.14	1:55.86	1:55.76	1:54.71	1:55.24	1:54.94	1:55.86	1:57.35		
19	Kelsey TRATTNER									
Lap	1	2	3	4	5	6	7	8	9	10
1	2:16.74	2:09.12	2:10.25	2:08.32	2:06.08	2:04.31	2:06.17	2:03.27		
20	Danny LLOYD									
Lap	1	2	3	4	5	6	7	8	9	10
1	2:50.10	2:17.36	2:16.21	2:14.31	2:12.68	2:14.44	2:13.55			
22	Keith BILNEY									
Lap	1	2	3	4	5	6	7	8	9	10
1	2:32.24	1:59.23	2:01.59	2:00.36	1:59.33	1:59.63	1:58.70	1:59.85		
24	John MARSHALL									
Lap	1	2	3	4	5	6	7	8	9	10
1	2:46.33	2:11.96	2:32.02	2:14.79	2:14.03	2:14.76	2:14.38			
30	Derek SKINNER									
Lap	1	2	3	4	5	6	7	8	9	10
1	2:59.81	2:19.63	2:18.64	2:17.64	2:17.14	2:15.93	2:12.85			

40	Chris MORLEY										
	Lap	1	2	3	4	5	6	7	8	9	10
	1	2:31.52	1:59.57	2:06.12	2:01.56	1:59.19	1:59.23	1:59.19	1:59.56		

44	Jake BAYFORD										
	Lap	1	2	3	4	5	6	7	8	9	10
	1	2:36.02	2:31.66	2:30.91	2:29.47	2:28.82	2:29.04	2:29.30			

58	Mike DRYDEN-HOLT										
	Lap	1	2	3	4	5	6	7	8	9	10
	1	2:44.06	2:11.76	2:09.26	2:11.00	2:12.55	2:09.78	2:09.02			

91	Andrew FISHER										
	Lap	1	2	3	4	5	6	7	8	9	10
	1	2:14.06	2:08.41	2:08.28	2:08.45	2:08.47	2:09.35	2:08.71	2:07.92		

92	Anthony HOPWOOD										
	Lap	1	2	3	4	5	6	7	8	9	10
	1	2:44.62	2:12.13	2:08.99	2:10.69	2:09.05	2:06.70	2:05.83			

Lap Chart

125cc/250cc GP / FORMULA 400 & CB500's - RACE 8

Lap 1		Lap 2		Lap 3		Lap 4		Lap 5		Lap 6		Lap 7		Lap 8		Lap 9		Lap 10	
No	Time	No	Time	No	Time	No	Time	No	Time	No	Time	No	Time	No	Time	No	Time	No	Time
17	2:03.14	17	3:59.00	17	5:54.76	17	7:49.47	17	9:44.71	17	11:39.65	17	13:35.51	17	15:32.86				
7	2:05.24	7	4:04.52	7	6:05.29	7	8:05.84	24	9:45.10 *1	20	11:50.66 *1	7	13:35.96 *1	92	15:38.01 *1				
6	2:08.17	6	4:12.25	6	6:16.33	6	8:19.73	30	9:55.72 *1	24	11:59.13 *1	58	13:38.41 *1	7	15:45.52 *1				
11	2:13.04	11	4:15.88	11	6:18.69	11	8:20.65	7	10:06.66	7	12:08.26	3	13:46.32 *1	58	15:47.43 *1				
91	2:14.06	91	4:22.47	91	6:30.75	22	8:33.42	44	10:08.06 *1	30	12:12.86 *1	20	14:05.10 *1	3	16:01.22 *1				
19	2:16.74	19	4:25.86	22	6:33.06	40	8:38.77	6	10:21.60	6	12:21.31	7	14:09.75	7	16:10.11				
3	2:25.67	40	4:31.09	19	6:36.11	91	8:39.20	11	10:22.37	11	12:24.49	24	14:13.89 *1	20	16:18.65 *1				
40	2:31.52	22	4:31.47	40	6:37.21	19	8:44.43	22	10:32.75	22	12:32.38	6	14:20.87	6	16:20.22				
22	2:32.24	3	4:42.79	15	6:49.51	15	8:54.67	40	10:37.96	44	12:36.88 *1	30	14:28.79 *1	24	16:28.27 *1				
10	2:35.46	15	4:42.93	3	6:58.73	58	9:16.08	91	10:47.67	40	12:37.19	11	14:30.36	22	16:30.93				
15	2:35.80	7	4:55.62	58	7:05.08	92	9:16.43	19	10:50.51	19	12:54.82	22	14:31.08	11	16:34.05				
44	2:36.02	58	4:55.82	7	7:05.34	3	9:16.48	15	10:59.94	91	12:57.02	40	14:36.38	40	16:35.94				
7	2:43.97	92	4:56.75	92	7:05.74	7	9:17.35	92	11:25.48	15	13:04.08	19	15:00.99	30	16:41.64 *1				
58	2:44.06	24	4:58.29	20	7:23.67	20	9:37.98	7	11:27.78	92	13:32.18	91	15:05.73	19	17:04.26				
92	2:44.62	20	5:07.46	24	7:30.31			58	11:28.63			44	15:05.92 *1	15	17:12.10				
24	2:46.33	44	5:07.68	30	7:38.08			3	11:32.08			15	15:08.48	91	17:13.65				
20	2:50.10	30	5:19.44	44	7:38.59									44	17:35.22 *1				
30	2:59.81																		

NEW ERA RACE RESULTS

600 CHAMPIONSHIPS

RESULTS BY



HS Sports Ltd
Unit 5, Radnor Park Industrial Estate
Congleton, Cheshire CW12 4XN
Tel. +44 (0)1260 275708
Fax +44 (0)1260 278352
www.hssports.co.uk

NEW ERA RACE RESULTS

Oulton Park - Saturday 18th June 2009

Club Championships - Round 7

600 CHAMPIONSHIPS

TIMED PRACTICE

Pl	No	Cl	Name	Machine	Entrant/Sponsor	Laps	Time on Lap	Behind	MPH	
1	169	SS	Daniel MILES	Yamaha 600	Trickbits	5	1:46.69	5	90.84	
2	26	F6	Daniel KINLOCH	Suzuki 600		7	1:48.39	6	01.70	89.41
3	71	F6 N	Jody LEES	Yamaha 600	Midland VW	6	1:50.13	4	03.44	88.00
4	37	F6	Ben PHILLIPS	Yamaha 600	JC Garages	6	1:50.80	2	04.11	87.47
5	121	F6	Chris BARNES	Yamaha 600	Lancashire Gas Services	7	1:51.49	6	04.80	86.92
6	64	F6	Thomas McHALE	Honda 600		7	1:51.57	5	04.88	86.86
7	129	F6	Jeff BOOTH	Yamaha 600		7	1:51.79	7	05.10	86.69
8	12	SS	Ross HUMPHRIES	Yamaha 600		6	1:52.57	6	05.88	86.09
9	162	F6 N	Mark AFFLECK	Honda 600		7	1:52.80	6	06.11	85.91
10	42	F6	Richard CHARLTON	Yamaha 600	DH Charlton Solid Fuels	6	1:54.07	6	07.38	84.96
11	80	SS	Barry DRUMMOND	Yamaha 600	Make A Wish	7	1:54.36	3	07.67	84.74
12	81	F6 N	Craig BELL	Yamaha 600		7	1:54.39	7	07.70	84.72
13	72	SS N	Andrew HOLLAND	Yamaha 600	Midland VW	7	1:55.26	2	08.57	84.08
14	32	F6	David MATEER	Kawasaki 600	Gearlink Kawasaki	5	1:55.36	3	08.67	84.01
15	20	PI N	Stuart HASLAM	Yamaha 600	Stuart Camm	6	1:56.19	6	09.50	83.41
16	109	F6 N	Eliot BLUNDELL	Honda 600		6	1:57.19	3	10.50	82.70
17	48	F6	Nicky WILSON	Suzuki 600		6	1:57.30	4	10.61	82.62
18	30	F6	Keith TOWNSEND	Suzuki 600	Industrial Gasses UK Ltd	6	1:58.05	6	11.36	82.09
19	194	F6	Mark HORNSEY	Honda 600		4	1:58.51	4	11.82	81.78
20	777	F6	Mark WEBSTER	Kawasaki 600	Gearlink Kawasaki	4	1:59.33	1	12.64	81.21
21	19	PI	Harley PREBBLE	Yamaha 600	RAC Heating	6	1:59.85	6	13.16	80.86

No 777 - PLEASE FIT WORKING TRANSPONDER

Start Time : 09:53

18 Jul 09 10:19

Clerk of Course :

Time Issued :

Chief Timekeeper : Graham Marshall

THESE RESULTS REMAIN PROVISIONAL FOR A MINIMUM OF 30 MINUTES FROM THE TIME OF ISSUE


HS Sports Timing and Results Systems - Results and Lap Times at www.hssports.co.uk

NEW ERA RACE GRID

600 CHAMPIONSHIPS

RACE 4 & RACE 9

ROW 6	24	70 JACKSON 23	50 SCRANAGE 22	19 01:59.850 PREBBLE 21
ROW 5	777 01:59.330 WEBSTER 20	194 01:58.510 HORNSEY 19	30 01:58.050 TOWNSEND 18	48 01:57.300 WILSON 17
ROW 4	109 01:57.190 BLUNDELL 16	20 01:56.190 HASLAM 15	32 01:55.360 MATEER 14	72 01:55.260 HOLLAND 13
ROW 3	81 01:54.390 BELL 12	80 01:54.360 DRUMMOND 11	42 01:54.070 CHARLTON 10	162 01:52.800 AFFLECK 9
ROW 2	12 01:52.570 HUMPHRIES 8	129 01:51.790 BOOTH 7	64 01:51.570 MCHALE 6	121 01:51.490 BARNES 5
ROW 1	37 01:50.800 PHILLIPS 4	71 01:50.130 LEES 3	26 01:48.390 KINLOCH 2	169 01:46.690 MILES 1
POLE				



NEW ERA RACE RESULTS

Oulton Park - Saturday 18th July 2009

Club Championships - Round 7

600 CHAMPIONSHIPS

RESULT - RACE 4

PI	No	Cl	Name	Machine	Entrant/Sponsor	Laps	Time	Behind	MPH	Best Lap on	MPH
1	169	SS	Daniel MILES	Yamaha 600	Trickbits	8	14:20.46		90.10	1:45.81	4 91.59
2	26	F6	Daniel KINLOCH	Suzuki 600		8	14:29.38	8.92	89.18	1:47.62	5 90.05
3	37	F6	Ben PHILLIPS	Yamaha 600	JC Garages	8	14:29.97	9.51	89.12	1:47.56	6 90.10
4	71	F6 N	Jody LEES	Yamaha 600	Midland VW	8	14:30.08	9.62	89.11	1:47.48	4 90.17
5	50	F6 N	Ben SCRANAGE	Suzuki 600		8	14:49.53	29.07	87.16	1:49.48	5 88.52
6	64	F6	Thomas McHALE	Honda 600		8	14:50.38	29.92	87.07	1:48.94	8 88.96
7	42	F6	Richard CHARLTON	Yamaha 600	DH Charlton Solid Fuels	8	14:51.27	30.81	86.99	1:49.38	8 88.60
8	121	F6	Chris BARNES	Yamaha 600	Lancashire Gas Services	8	14:51.47	31.01	86.97	1:48.30	8 89.48
9	129	F6	Jeff BOOTH	Yamaha 600		8	14:57.33	36.87	86.40	1:49.30	8 88.67
10	12	SS	Ross HUMPHRIES	Yamaha 600		8	14:58.41	37.95	86.30	1:49.69	8 88.35
11	162	F6 N	Mark AFFLECK	Honda 600		8	15:07.50	47.04	85.43	1:52.20	5 86.37
12	81	F6 N	Craig BELL	Yamaha 600		8	15:08.54	48.08	85.33	1:52.22	5 86.36
13	72	SS N	Andrew HOLLAND	Yamaha 600	Midland VW	8	15:10.64	50.18	85.14	1:51.20	8 87.15
14	80	SS	Barry DRUMMOND	Yamaha 600	Make A Wish	8	15:11.14	50.68	85.09	1:51.18	8 87.17
15	20	PI N	Stuart HASLAM	Yamaha 600	Stuart Camm	8	15:20.13	59.67	84.26	1:52.24	6 86.34
16	194	F6	Mark HORNSEY	Honda 600		8	15:22.61	1:02.15	84.03	1:52.64	8 86.04
17	109	F6 N	Eliot BLUNDELL	Honda 600		8	15:24.11	1:03.65	83.90	1:53.23	7 85.59
18	30	F6	Keith TOWNSEND	Suzuki 600	Industrial Gasses UK Ltd	8	15:31.89	1:11.43	83.20	1:54.19	8 84.87
19	19	PI	Harley PREBBLE	Yamaha 600	RAC Heating	8	15:41.77	1:21.31	82.32	1:55.07	6 84.22
20	48	F6	Nicky WILSON	Suzuki 600		8	15:46.08	1:25.62	81.95	1:56.71	3 83.04

Not-Classified

777	F6		Mark WEBSTER	Kawasaki 600	Gearlink Kawasaki	5	10:09.24	DNF	79.54	1:57.28	3 82.63
-----	----	--	--------------	--------------	-------------------	---	----------	-----	-------	---------	---------

Fastest Lap

169	SS		Daniel MILES	Yamaha 600	Trickbits				90.10	1:45.81	4 91.59
71	F6 N		Jody LEES	Yamaha 600	Midland VW				89.11	1:47.48	4 90.17
20	PI N		Stuart HASLAM	Yamaha 600	Stuart Camm				84.26	1:52.24	6 86.34

Start Time : 13:25

18 Jul 09 13:46

Clerk of Course :

Time Issued :

Chief Timekeeper : Graham Marshall

THESE RESULTS REMAIN PROVISIONAL FOR A MINIMUM OF 30 MINUTES FROM THE TIME OF ISSUE

HS Sports Timing and Results Systems - Results and Lap Times at www.hssports.co.uk

600 CHAMPIONSHIPS

LAP TIMES - RACE 4

12	Ross HUMPHRIES										
	Lap	1	2	3	4	5	6	7	8	9	10
	1	2:01.31	1:53.00	1:51.23	1:52.03	1:50.52	1:49.96	1:50.67	1:49.69		
19	Harley PREBBLE										
	Lap	1	2	3	4	5	6	7	8	9	10
	1	2:06.50	1:57.63	1:56.72	1:57.81	1:56.36	1:55.07	1:56.29	1:55.39		
20	Stuart HASLAM										
	Lap	1	2	3	4	5	6	7	8	9	10
	1	2:03.90	1:55.56	1:54.56	1:53.63	1:54.46	1:52.24	1:52.65	1:53.13		
26	Daniel KINLOCH										
	Lap	1	2	3	4	5	6	7	8	9	10
	1	1:53.51	1:48.05	1:47.96	1:47.91	1:47.62	1:47.75	1:48.20	1:48.38		
30	Keith TOWNSEND										
	Lap	1	2	3	4	5	6	7	8	9	10
	1	2:05.22	1:55.98	1:55.57	1:55.61	1:55.03	1:55.07	1:55.22	1:54.19		
37	Ben PHILLIPS										
	Lap	1	2	3	4	5	6	7	8	9	10
	1	1:53.92	1:47.94	1:47.96	1:48.18	1:47.88	1:47.56	1:48.67	1:47.86		
42	Richard CHARLTON										
	Lap	1	2	3	4	5	6	7	8	9	10
	1	1:57.68	1:51.93	1:51.74	1:50.10	1:50.19	1:50.04	1:50.21	1:49.38		
48	Nicky WILSON										
	Lap	1	2	3	4	5	6	7	8	9	10
	1	2:06.95	1:57.10	1:56.71	1:57.34	1:56.91	1:56.91	1:56.89	1:57.27		
50	Ben SCRANAGE										
	Lap	1	2	3	4	5	6	7	8	9	10
	1	1:59.23	1:50.59	1:51.23	1:49.56	1:49.48	1:49.64	1:50.02	1:49.78		
64	Thomas McHALE										
	Lap	1	2	3	4	5	6	7	8	9	10
	1	1:57.50	1:51.93	1:51.51	1:50.24	1:50.21	1:50.15	1:49.90	1:48.94		
71	Jody LEES										
	Lap	1	2	3	4	5	6	7	8	9	10
	1	1:54.21	1:48.48	1:48.14	1:47.48	1:47.67	1:47.80	1:48.10	1:48.20		
72	Andrew HOLLAND										
	Lap	1	2	3	4	5	6	7	8	9	10
	1	2:00.63	1:52.80	1:53.88	1:53.08	1:53.76	1:53.03	1:52.26	1:51.20		
80	Barry DRUMMOND										
	Lap	1	2	3	4	5	6	7	8	9	10
	1	2:00.89	1:53.06	1:53.31	1:52.43	1:53.74	1:53.46	1:53.07	1:51.18		

81	Craig BELL										
	Lap	1	2	3	4	5	6	7	8	9	10
	1	1:59.45	1:52.94	1:52.78	1:52.96	1:52.22	1:52.77	1:52.46	1:52.96		
109	Eliot BLUNDELL										
	Lap	1	2	3	4	5	6	7	8	9	10
	1	2:03.49	1:55.58	1:54.40	1:55.19	1:53.90	1:54.46	1:53.23	1:53.86		
121	Chris BARNES										
	Lap	1	2	3	4	5	6	7	8	9	10
	1	2:00.96	1:52.55	1:51.08	1:51.61	1:49.39	1:48.61	1:48.97	1:48.30		
129	Jeff BOOTH										
	Lap	1	2	3	4	5	6	7	8	9	10
	1	1:58.28	1:53.43	1:52.25	1:52.68	1:50.63	1:49.91	1:50.85	1:49.30		
162	Mark AFFLECK										
	Lap	1	2	3	4	5	6	7	8	9	10
	1	1:58.24	1:52.71	1:52.79	1:53.33	1:52.20	1:53.07	1:52.61	1:52.55		
169	Daniel MILES										
	Lap	1	2	3	4	5	6	7	8	9	10
	1	1:53.16	1:46.50	1:46.56	1:45.81	1:46.19	1:46.13	1:47.20	1:48.91		
194	Mark HORNSEY										
	Lap	1	2	3	4	5	6	7	8	9	10
	1	2:02.53	1:55.75	1:54.44	1:54.70	1:54.87	1:54.30	1:53.38	1:52.64		
777	Mark WEBSTER										
	Lap	1	2	3	4	5	6	7	8	9	10
	1	2:05.36	1:57.79	1:57.28	1:58.12	2:10.69					

Lap Chart

600 CHAMPIONSHIPS - RACE 4

Lap 1		Lap 2		Lap 3		Lap 4		Lap 5		Lap 6		Lap 7		Lap 8		Lap 9		Lap 10		
No	Time	No	Time	No	Time	No	Time	No	Time	No	Time	No	Time	No	Time	No	Time	No	Time	
169	1:53.16	169	3:39.66	169	5:26.22	169	7:12.03	169	8:58.22	169	10:44.35	169	12:31.55	169	14:20.46					
26	1:53.51	26	3:41.56	26	5:29.52	26	7:17.43	26	9:05.05	26	10:52.80	26	12:41.00	26	14:29.38					
37	1:53.92	37	3:41.86	37	5:29.82	37	7:18.00	37	9:05.88	37	10:53.44	71	12:41.88	37	14:29.97					
71	1:54.21	71	3:42.69	71	5:30.83	71	7:18.31	71	9:05.98	71	10:53.78	37	12:42.11	71	14:30.08					
64	1:57.50	64	3:49.43	64	5:40.94	50	7:30.61	50	9:20.09	50	11:09.73	50	12:59.75	50	14:49.53					
42	1:57.68	42	3:49.61	50	5:41.05	64	7:31.18	64	9:21.39	64	11:11.54	64	13:01.44	64	14:50.38					
162	1:58.24	50	3:49.82	42	5:41.35	42	7:31.45	42	9:21.64	42	11:11.68	42	13:01.89	42	14:51.27					
129	1:58.28	162	3:50.95	162	5:43.74	121	7:36.20	121	9:25.59	121	11:14.20	121	13:03.17	121	14:51.47					
50	1:59.23	129	3:51.71	129	5:43.96	129	7:36.64	129	9:27.27	129	11:17.18	129	13:08.03	129	14:57.33					
81	1:59.45	81	3:52.39	121	5:44.59	162	7:37.07	12	9:28.09	12	11:18.05	12	13:08.72	12	14:58.41					
72	2:00.63	72	3:53.43	81	5:45.17	12	7:37.57	162	9:29.27	162	11:22.34	162	13:14.95	162	15:07.50					
80	2:00.89	121	3:53.51	12	5:45.54	81	7:38.13	81	9:30.35	81	11:23.12	81	13:15.58	81	15:08.54					
121	2:00.96	80	3:53.95	80	5:47.26	80	7:39.69	80	9:33.43	80	11:26.89	72	13:19.44	72	15:10.64					
12	2:01.31	12	3:54.31	72	5:47.31	72	7:40.39	72	9:34.15	72	11:27.18	80	13:19.96	80	15:11.14					
194	2:02.53	194	3:58.28	194	5:52.72	194	7:47.42	20	9:42.11	20	11:34.35	20	13:27.00	20	15:20.13					
109	2:03.49	109	3:59.07	109	5:53.47	20	7:47.65	194	9:42.29	194	11:36.59	194	13:29.97	194	15:22.61					
20	2:03.90	20	3:59.46	20	5:54.02	109	7:48.66	109	9:42.56	109	11:37.02	109	13:30.25	109	15:24.11					
30	2:05.22	30	4:01.20	30	5:56.77	30	7:52.38	30	9:47.41	30	11:42.48	30	13:37.70	30	15:31.89					
777	2:05.36	777	4:03.15	777	6:00.43	48	7:58.10	48	9:55.01	19	11:50.09	19	13:46.38	19	15:41.77					
19	2:06.50	48	4:04.05	48	6:00.76	777	7:58.55	19	9:55.02	48	11:51.92	48	13:48.81	48	15:46.08					
48	2:06.95	19	4:04.13	19	6:00.85	19	7:58.66	777	10:09.24											

NEW ERA RACE RESULTS

Oulton Park - Saturday 18th July 2009

Club Championships - Round 7

600 CHAMPIONSHIPS

RESULT - RACE 9

PI	No	Cl	Name	Machine	Entrant/Sponsor	Laps	Time	Behind	MPH	Best Lap on	MPH
1	169	SS	Daniel MILES	Yamaha 600	Trickbits	8	14:21.27		90.02	1:45.92	4 91.50
2	71	F6 N	Jody LEES	Yamaha 600	Midland VW	8	14:31.29	10.02	88.98	1:47.24	2 90.37
3	12	SS	Ross HUMPHRIES	Yamaha 600		8	14:36.86	15.59	88.42	1:48.47	2 89.34
4	121	F6	Chris BARNES	Yamaha 600	Lancashire Gas Services	8	14:43.35	22.08	87.77	1:49.06	7 88.86
5	50	F6 N	Ben SCRANAGE	Suzuki 600		8	14:45.57	24.30	87.55	1:48.89	7 89.00
6	42	F6	Richard CHARLTON	Yamaha 600	DH Charlton Solid Fuels	8	14:47.57	26.30	87.35	1:49.57	4 88.45
7	64	F6	Thomas McHALE	Honda 600		8	14:47.59	26.32	87.35	1:49.31	5 88.66
8	129	F6	Jeff BOOTH	Yamaha 600		8	14:47.62	26.35	87.35	1:49.71	8 88.33
9	162	F6 N	Mark AFFLECK	Honda 600		8	15:03.57	42.30	85.80	1:50.88	2 87.40
10	81	F6 N	Craig BELL	Yamaha 600		8	15:22.16	1:00.89	84.07	1:53.36	7 85.49
11	32	F6	David MATEER	Kawasaki 600	Gearlink Kawasaki	8	15:22.46	1:01.19	84.05	1:53.22	7 85.60
12	80	SS	Barry DRUMMOND	Yamaha 600	Make A Wish	8	15:22.72	1:01.45	84.02	1:53.16	7 85.64
13	19	PI	Harley PREBBLE	Yamaha 600	RAC Heating	8	15:22.89	1:01.62	84.01	1:52.96	8 85.79
14	20	PI N	Stuart HASLAM	Yamaha 600	Stuart Camm	8	15:23.14	1:01.87	83.98	1:52.77	7 85.94
15	72	SS N	Andrew HOLLAND	Yamaha 600	Midland VW	8	15:23.99	1:02.72	83.91	1:53.11	2 85.68
16	30	F6	Keith TOWNSEND	Suzuki 600	Industrial Gasses UK Ltd	8	15:25.33	1:04.06	83.79	1:52.98	8 85.78
17	109	F6 N	Eliot BLUNDELL	Honda 600		8	15:28.24	1:06.97	83.52	1:54.06	4 84.97
18	48	F6	Nicky WILSON	Suzuki 600		8	15:50.61	1:29.34	81.56	1:55.02	3 84.26

Not-Classified

37	F6	Ben PHILLIPS	Yamaha 600	JC Garages		5	9:03.71	DNF	89.12	1:47.16	5 90.44
----	----	--------------	------------	------------	--	---	---------	-----	-------	---------	---------

Fastest Lap

169	SS	Daniel MILES	Yamaha 600	Trickbits					1:45.92	4 91.50
37	F6	Ben PHILLIPS	Yamaha 600	JC Garages					1:47.16	5 90.44
20	PI N	Stuart HASLAM	Yamaha 600	Stuart Camm					1:52.77	7 85.94

Start Time : 15:34

18 Jul 09 15:55

Clerk of Course :

Time Issued :

Chief Timekeeper : Graham Marshall

THESE RESULTS REMAIN PROVISIONAL FOR A MINIMUM OF 30 MINUTES FROM THE TIME OF ISSUE

HS Sports Timing and Results Systems - Results and Lap Times at www.hssports.co.uk

600 CHAMPIONSHIPS

LAP TIMES - RACE 9

12	Ross HUMPHRIES									
Lap	1	2	3	4	5	6	7	8	9	10
1	1:54.61	1:48.47	1:48.65	1:48.64	1:48.71	1:49.55	1:48.82	1:49.41		
19	Harley PREBBLE									
Lap	1	2	3	4	5	6	7	8	9	10
1	2:04.25	1:54.96	1:54.77	1:54.18	1:54.24	1:54.31	1:53.22	1:52.96		
20	Stuart HASLAM									
Lap	1	2	3	4	5	6	7	8	9	10
1	2:02.24	1:54.63	1:55.44	1:54.53	1:55.39	1:54.28	1:52.77	1:53.86		
30	Keith TOWNSEND									
Lap	1	2	3	4	5	6	7	8	9	10
1	2:05.46	1:55.31	1:54.77	1:54.49	1:54.19	1:54.42	1:53.71	1:52.98		
32	David MATEER									
Lap	1	2	3	4	5	6	7	8	9	10
1	2:03.59	1:54.02	1:55.31	1:53.98	1:54.53	1:54.22	1:53.22	1:53.59		
37	Ben PHILLIPS									
Lap	1	2	3	4	5	6	7	8	9	10
1	1:53.69	1:47.22	1:47.65	1:47.99	1:47.16					
42	Richard CHARLTON									
Lap	1	2	3	4	5	6	7	8	9	10
1	1:56.34	1:50.51	1:50.30	1:49.57	1:49.89	1:51.26	1:49.72	1:49.98		
48	Nicky WILSON									
Lap	1	2	3	4	5	6	7	8	9	10
1	2:06.32	1:56.57	1:55.02	1:55.99	1:56.50	2:00.81	2:00.65	1:58.75		
50	Ben SCRANAGE									
Lap	1	2	3	4	5	6	7	8	9	10
1	1:59.67	1:49.14	1:49.44	1:49.62	1:49.40	1:50.42	1:48.89	1:48.99		
64	Thomas McHALE									
Lap	1	2	3	4	5	6	7	8	9	10
1	1:57.59	1:49.84	1:50.15	1:49.91	1:49.31	1:50.51	1:49.93	1:50.35		
71	Jody LEES									
Lap	1	2	3	4	5	6	7	8	9	10
1	1:52.60	1:47.24	1:48.50	1:47.61	1:47.65	1:47.49	1:49.56	1:50.64		
72	Andrew HOLLAND									
Lap	1	2	3	4	5	6	7	8	9	10
1	2:01.60	1:53.11	1:57.27	1:55.26	1:54.56	1:54.42	1:54.45	1:53.32		
80	Barry DRUMMOND									
Lap	1	2	3	4	5	6	7	8	9	10
1	2:01.47	1:55.09	1:54.50	1:55.26	1:54.99	1:54.24	1:53.16	1:54.01		

81	Craig BELL										
	Lap	1	2	3	4	5	6	7	8	9	10
	1	2:01.17	1:55.16	1:55.43	1:54.81	1:54.46	1:54.14	1:53.36	1:53.63		

109	Eliot BLUNDELL										
	Lap	1	2	3	4	5	6	7	8	9	10
	1	2:03.13	1:54.33	1:56.43	1:54.06	1:55.63	1:55.54	1:54.07	1:55.05		

121	Chris BARNES										
	Lap	1	2	3	4	5	6	7	8	9	10
	1	1:55.64	1:49.21	1:49.78	1:50.57	1:49.43	1:49.68	1:49.06	1:49.98		

129	Jeff BOOTH										
	Lap	1	2	3	4	5	6	7	8	9	10
	1	1:56.46	1:50.50	1:51.00	1:49.98	1:49.73	1:50.43	1:49.81	1:49.71		

162	Mark AFFLECK										
	Lap	1	2	3	4	5	6	7	8	9	10
	1	1:57.81	1:50.88	1:51.16	1:52.73	1:52.80	1:53.10	1:52.92	1:52.17		

169	Daniel MILES										
	Lap	1	2	3	4	5	6	7	8	9	10
	1	1:52.93	1:47.04	1:45.99	1:45.92	1:47.11	1:46.58	1:46.76	1:48.94		

Lap Chart

600 CHAMPIONSHIPS - RACE 9

Lap 1		Lap 2		Lap 3		Lap 4		Lap 5		Lap 6		Lap 7		Lap 8		Lap 9		Lap 10		
No	Time	No	Time	No	Time	No	Time	No	Time	No	Time	No	Time	No	Time	No	Time	No	Time	
71	1:52.60	71	3:39.84	169	5:25.96	169	7:11.88	169	8:58.99	169	10:45.57	169	12:32.33	169	14:21.27					
169	1:52.93	169	3:39.97	71	5:28.34	71	7:15.95	71	9:03.60	71	10:51.09	71	12:40.65	71	14:31.29					
37	1:53.69	37	3:40.91	37	5:28.56	37	7:16.55	37	9:03.71	12	10:58.63	12	12:47.45	12	14:36.86					
12	1:54.61	12	3:43.08	12	5:31.73	12	7:20.37	12	9:09.08	121	11:04.31	121	12:53.37	121	14:43.35					
121	1:55.64	121	3:44.85	121	5:34.63	121	7:25.20	121	9:14.63	64	11:07.31	50	12:56.58	50	14:45.57					
42	1:56.34	42	3:46.85	42	5:37.15	42	7:26.72	42	9:16.61	50	11:07.69	64	12:57.24	42	14:47.57					
129	1:56.46	129	3:46.96	64	5:37.58	64	7:27.49	64	9:16.80	42	11:07.87	42	12:57.59	64	14:47.59					
64	1:57.59	64	3:47.43	129	5:37.96	50	7:27.87	50	9:17.27	129	11:08.10	129	12:57.91	129	14:47.62					
162	1:57.81	162	3:48.69	50	5:38.25	129	7:27.94	129	9:17.67	162	11:18.48	162	13:11.40	162	15:03.57					
50	1:59.67	50	3:48.81	162	5:39.85	162	7:32.58	162	9:25.38	81	11:35.17	81	13:28.53	81	15:22.16					
81	2:01.17	72	3:54.71	80	5:51.06	80	7:46.32	81	9:41.03	80	11:35.55	80	13:28.71	32	15:22.46					
80	2:01.47	81	3:56.33	81	5:51.76	81	7:46.57	80	9:41.31	32	11:35.65	32	13:28.87	80	15:22.72					
72	2:01.60	80	3:56.56	72	5:51.98	20	7:46.84	32	9:41.43	72	11:36.22	20	13:29.28	19	15:22.89					
20	2:02.24	20	3:56.87	20	5:52.31	32	7:46.90	72	9:41.80	20	11:36.51	19	13:29.93	20	15:23.14					
109	2:03.13	109	3:57.46	32	5:52.92	72	7:47.24	20	9:42.23	19	11:36.71	72	13:30.67	72	15:23.99					
32	2:03.59	32	3:57.61	109	5:53.89	109	7:47.95	19	9:42.40	30	11:38.64	30	13:32.35	30	15:25.33					
19	2:04.25	19	3:59.21	19	5:53.98	19	7:48.16	109	9:43.58	109	11:39.12	109	13:33.19	109	15:28.24					
30	2:05.46	30	4:00.77	30	5:55.54	30	7:50.03	30	9:44.22	48	11:51.21	48	13:51.86	48	15:50.61					
48	2:06.32	48	4:02.89	48	5:57.91	48	7:53.90	48	9:50.40											

NEW ERA RACE RESULTS

SOUND OF THUNDER

RESULTS BY



HS Sports Ltd
Unit 5, Radnor Park Industrial Estate
Congleton, Cheshire CW12 4XN
Tel. +44 (0)1260 275708
Fax +44 (0)1260 278352
www.hssports.co.uk

NEW ERA RACE RESULTS

Oulton Park - Saturday 18th June 2009

Club Championships - Round 7

SOUND OF THUNDER

TIMED PRACTICE

Pl	No	Cl	Name	Machine	Entrant/Sponsor	Laps	Time on Lap	Behind	MPH	
1	40	ST	Andy JONES	Ducati 999	Brooks Racing	6	1:52.25	4	86.34	
2	9	ST	Dean PEARCE	Ducati 998		7	1:52.46	4	00.21	86.17
3	22	ST	Chris NORRIS	Ducati 1098	Elite Cars	6	1:52.53	2	00.28	86.12
4	10	ST	Tom WARNER	Ducati 1098	Charles Warner	7	1:53.42	4	01.17	85.45
5	24	ST	Alan WALKER	Ducati 999	TR Motorsport	6	1:54.43	3	02.18	84.69
6	47	ST	Les LINEY	Ducati 996	Les Liney Van Hire	6	1:55.50	5	03.25	83.91
7	44	ST	Kevin ADDLESEE	Aprilia 1000	GP Motorcycles Ltd	6	1:55.73	5	03.48	83.74
8	54	ST N	Philip CORLESS	Ducati 1098	Elite Cars	5	1:57.94	3	05.69	82.17
9	60	ST	David HOOD	Ducati 999		5	1:59.23	2	06.98	81.28
10	2	ST N	Mark COPE	Triumph 675		6	2:00.01	4	07.76	80.75
11	105	ST	Rob GARLAND	Honda 1000	Moto Bodyshop	3	2:01.69	3	09.44	79.64
12	118	ST	Sandra HARMAN	Honda 1000	Slough Turf / JMB Horsepower	5	2:02.39	4	10.14	79.18
13	77	ST N	John LEWIS	Aprilia 998	Scoobysnax	5	2:02.69	3	10.44	78.99
14	30	ST	John QUAIL	Honda 1000		4	2:04.71	4	12.46	77.71
15	23	ST	Neil RADCLIFFE	aprilia 1000		5	2:09.29	5	17.04	74.96
16	52	ST N	Daniel ELLIS	Ducati 999	Elite Cars	4	2:11.56	2	19.31	73.66

No 105 - PLEASE FIT WORKING TRANSPONDER

Start Time : 10:09

18 Jul 09 10:39

Clerk of Course :

Time Issued :

Chief Timekeeper : Graham Marshall

THESE RESULTS REMAIN PROVISIONAL FOR A MINIMUM OF 30 MINUTES FROM THE TIME OF ISSUE


HS Sports Timing and Results Systems - Results and Lap Times at www.hssports.co.uk

NEW ERA RACE GRID

SOUND OF THUNDER

RACE 5 & RACE 10

ROW 4	52 02:11.560 ELLIS 16	23 02:09.290 RADCLIFFE 15	30 02:04.710 QUAIL 14	77 02:02.690 LEWIS 13
ROW 3	118 02:02.390 HARMAN 12	105 02:01.690 GARLAND 11	2 02:00.010 COPE 10	60 01:59.230 HOOD 9
ROW 2	54 01:57.940 CORLESS 8	44 01:55.730 ADDLESEE 7	47 01:55.500 LINEY 6	24 01:54.430 WALKER 5
ROW 1	10 01:53.420 WARNER 4	22 01:52.530 NORRIS 3	9 01:52.460 PEARCE 2	40 01:52.250 JONES 1
				POLE



NEW ERA RACE RESULTS

Oulton Park - Saturday 18th July 2009

Club Championships - Round 7

SOUND OF THUNDER

RESULT - RACE 5

PI	No	Cl	Name	Machine	Entrant/Sponsor	Laps	Time	Behind	MPH	Best Lap on	MPH
1	22	ST	Chris NORRIS	Ducati 1098	Elite Cars	8	14:26.18		89.51	1:46.89	5 90.67
2	9	ST	Dean PEARCE	Ducati 998		8	14:53.72	27.54	86.75	1:50.18	5 87.96
3	40	ST	Andy JONES	Ducati 999	Brooks Racing	8	14:53.80	27.62	86.74	1:50.13	2 88.00
4	10	ST	Tom WARNER	Ducati 1098	Charles Warner	8	15:17.59	51.41	84.49	1:52.99	7 85.77
5	47	ST	Les LINEY	Ducati 996	Les Liney Van Hire	8	15:26.33	1:00.15	83.70	1:53.94	4 85.06
6	2	ST N	Mark COPE	Triumph 675		8	15:27.22	1:01.04	83.62	1:53.87	6 85.11
7	44	ST	Kevin ADDLESEE	Aprilia 1000	GP Motorcycles Ltd	8	15:28.01	1:01.83	83.54	1:54.16	6 84.89
8	24	ST	Alan WALKER	Ducati 999	TR Motorsport	8	15:31.88	1:05.70	83.20	1:54.09	7 84.94
9	54	ST N	Philip CORLESS	Ducati 1098	Elite Cars	8	15:46.57	1:20.39	81.91	1:55.48	4 83.92
10	105	ST	Rob GARLAND	Honda 1000	Moto Bodyshop	8	15:54.77	1:28.59	81.20	1:56.57	8 83.14
11	118	ST	Sandra HARMAN	Honda 1000	Slough Turf / JMB Horse	8	15:55.47	1:29.29	81.14	1:56.74	8 83.02
12	77	ST N	John LEWIS	Aprilia 998	Scoobysnax	8	16:16.96	1:50.78	79.36	2:00.89	7 80.17
13	52	ST N	Daniel ELLIS	Ducati 999	Elite Cars	7	15:16.83	1 Lap	73.99	2:07.31	7 76.12

Not-Classified

60	ST		David HOOD	Ducati 999		4	8:41.87	DNF	74.28	1:59.10	3 81.37
30	ST		John QUAIL	Honda 1000		0		Starter			

Fastest Lap

22	ST		Chris NORRIS	Ducati 1098	Elite Cars					1:46.89	5 90.67
----	----	--	--------------	-------------	------------	--	--	--	--	---------	---------

No 24 - Time includes penalty for JUMP START

Start Time : 13:49

18 Jul 09 14:13

Clerk of Course :

Time Issued :

Chief Timekeeper : Graham Marshall

THESE RESULTS REMAIN PROVISIONAL FOR A MINIMUM OF 30 MINUTES FROM THE TIME OF ISSUE

HS Sports Timing and Results Systems - Results and Lap Times at www.hssports.co.uk

SOUND OF THUNDER

LAP TIMES - RACE 5

2	Mark COPE										
	Lap	1	2	3	4	5	6	7	8	9	10
	1	2:02.09	1:56.16	1:56.23	1:54.69	1:54.93	1:53.87	1:54.41	1:54.84		
9	Dean PEARCE										
	Lap	1	2	3	4	5	6	7	8	9	10
	1	1:55.74	1:51.03	1:51.11	1:50.75	1:50.18	1:51.51	1:51.49	1:51.91		
10	Tom WARNER										
	Lap	1	2	3	4	5	6	7	8	9	10
	1	2:01.85	1:55.06	1:53.28	1:53.78	1:53.57	1:53.46	1:52.99	1:53.60		
22	Chris NORRIS										
	Lap	1	2	3	4	5	6	7	8	9	10
	1	1:51.50	1:48.15	1:48.03	1:47.82	1:46.89	1:47.30	1:47.26	1:49.23		
24	Alan WALKER										
	Lap	1	2	3	4	5	6	7	8	9	10
	1	2:01.40	1:56.63	1:57.00	1:54.79	1:54.51	1:54.17	1:54.09	1:54.29		
40	Andy JONES										
	Lap	1	2	3	4	5	6	7	8	9	10
	1	1:54.85	1:50.13	1:52.26	1:50.97	1:51.95	1:51.48	1:51.53	1:50.63		
44	Kevin ADDLESEE										
	Lap	1	2	3	4	5	6	7	8	9	10
	1	2:02.59	1:57.19	1:55.47	1:54.85	1:54.60	1:54.16	1:54.47	1:54.68		
47	Les LINEY										
	Lap	1	2	3	4	5	6	7	8	9	10
	1	2:01.38	1:55.69	1:56.71	1:53.94	1:54.58	1:55.20	1:54.62	1:54.21		
52	Daniel ELLIS										
	Lap	1	2	3	4	5	6	7	8	9	10
	1	2:19.30	2:12.88	2:09.83	2:09.69	2:08.49	2:09.33	2:07.31			
54	Philip CORLESS										
	Lap	1	2	3	4	5	6	7	8	9	10
	1	2:05.05	1:55.82	1:57.99	1:55.48	1:56.57	1:57.46	1:58.29	1:59.91		
60	David HOOD										
	Lap	1	2	3	4	5	6	7	8	9	10
	1	2:03.05	2:04.75	1:59.10	2:34.97						
77	John LEWIS										
	Lap	1	2	3	4	5	6	7	8	9	10
	1	2:08.43	2:01.04	2:01.13	2:01.88	2:01.77	2:00.92	2:00.89	2:00.90		
105	Rob GARLAND										
	Lap	1	2	3	4	5	6	7	8	9	10
	1	2:05.06	2:00.30	1:59.92	1:59.07	1:58.30	1:58.49	1:57.06	1:56.57		

118 Sandra HARMAN

Lap	1	2	3	4	5	6	7	8	9	10
1	2:06.35	2:00.85	1:59.42	1:58.47	1:58.24	1:58.04	1:57.36	1:56.74		

Lap Chart

SOUND OF THUNDER - RACE 5

Lap 1		Lap 2		Lap 3		Lap 4		Lap 5		Lap 6		Lap 7		Lap 8		Lap 9		Lap 10	
No	Time	No	Time	No	Time	No	Time	No	Time	No	Time	No	Time	No	Time	No	Time	No	Time
22	1:51.50	22	3:39.65	22	5:27.68	22	7:15.50	22	9:02.39	22	10:49.69	22	12:36.95	22	14:26.18				
40	1:54.85	40	3:44.98	40	5:37.24	40	7:28.21	9	9:18.81	52	11:00.19 *1	9	13:01.81	9	14:53.72				
9	1:55.74	9	3:46.77	9	5:37.88	9	7:28.63	40	9:20.16	9	11:10.32	40	13:03.17	40	14:53.80				
47	2:01.38	10	3:56.91	10	5:50.19	10	7:43.97	10	9:37.54	40	11:11.64	52	13:09.52 *1	52	15:16.83 *1				
24	2:01.40	47	3:57.07	47	5:53.78	47	7:47.72	47	9:42.30	10	11:31.00	10	13:23.99	10	15:17.59				
10	2:01.85	24	3:58.03	2	5:54.48	2	7:49.17	2	9:44.10	47	11:37.50	47	13:32.12	47	15:26.33				
2	2:02.09	2	3:58.25	24	5:55.03	24	7:49.82	24	9:44.33	2	11:37.97	2	13:32.38	24	15:26.88				
44	2:02.59	44	3:59.78	44	5:55.25	44	7:50.10	44	9:44.70	24	11:38.50	24	13:32.59	2	15:27.22				
60	2:03.05	54	4:00.87	54	5:58.86	54	7:54.34	54	9:50.91	44	11:38.86	44	13:33.33	44	15:28.01				
54	2:05.05	105	4:05.36	105	6:05.28	105	8:04.35	105	10:02.65	54	11:48.37	54	13:46.66	54	15:46.57				
105	2:05.06	118	4:07.20	118	6:06.62	118	8:05.09	118	10:03.33	105	12:01.14	105	13:58.20	105	15:54.77				
118	2:06.35	60	4:07.80	60	6:06.90	77	8:12.48	77	10:14.25	118	12:01.37	118	13:58.73	118	15:55.47				
77	2:08.43	77	4:09.47	77	6:10.60	60	8:41.87			77	12:15.17	77	14:16.06	77	16:16.96				
52	2:19.30	52	4:32.18	52	6:42.01	52	8:51.70												

NEW ERA RACE RESULTS

Oulton Park - Saturday 18th July 2009

Club Championships - Round 7

SOUND OF THUNDER

RESULT - RACE 10

PI	No	Cl	Name	Machine	Entrant/Sponsor	Laps	Time	Behind	MPH	Best Lap on	MPH
1	22	ST	Chris NORRIS	Ducati 1098	Elite Cars	8	14:23.31		89.81	1:47.03	2 90.55
2	40	ST	Andy JONES	Ducati 999	Brooks Racing	8	15:00.28	36.97	86.12	1:51.59	4 86.85
3	10	ST	Tom WARNER	Ducati 1098	Charles Warner	8	15:08.00	44.69	85.39	1:51.35	8 87.03
4	44	ST	Kevin ADDLESEE	Aprilia 1000	GP Motorcycles Ltd	8	15:10.01	46.70	85.20	1:51.90	7 86.61
5	2	ST N	Mark COPE	Triumph 675		8	15:19.72	56.41	84.30	1:51.98	8 86.54
6	47	ST	Les LINEY	Ducati 996	Les Liney Van Hire	8	15:20.22	56.91	84.25	1:52.61	8 86.06
7	24	ST	Alan WALKER	Ducati 999	TR Motorsport	8	15:37.99	1:14.68	82.66	1:55.92	3 83.60
8	54	ST N	Philip CORLESS	Ducati 1098	Elite Cars	8	15:48.05	1:24.74	81.78	1:56.01	8 83.54
9	118	ST	Sandra HARMAN	Honda 1000	Slough Turf / JMB Horse	8	15:57.00	1:33.69	81.01	1:57.71	4 82.33
10	77	ST N	John LEWIS	Aprilia 998	Scoobysnax	8	15:58.60	1:35.29	80.88	1:58.03	8 82.11
11	105	ST	Rob GARLAND	Honda 1000	Moto Bodyshop	8	16:17.50	1:54.19	79.31	1:58.94	4 81.48
12	30	ST	John QUAIL	Honda 1000		7	14:36.54	1 Lap	77.39	2:03.05	2 78.76
13	52	ST N	Daniel ELLIS	Ducati 999	Elite Cars	7	15:09.48	1 Lap	74.59	2:07.14	7 76.22

Not-Classified

9	ST	Dean PEARCE	Ducati 998			5	9:19.00	DNF	86.68	1:50.14	4 87.99
---	----	-------------	------------	--	--	---	---------	-----	-------	---------	---------

Fastest Lap

22	ST	Chris NORRIS	Ducati 1098	Elite Cars						1:47.03	2 90.55
----	----	--------------	-------------	------------	--	--	--	--	--	---------	---------

Start Time : 15:59

18 Jul 09 16:22

Clerk of Course :

Time Issued :

Chief Timekeeper : Graham Marshall

THESE RESULTS REMAIN PROVISIONAL FOR A MINIMUM OF 30 MINUTES FROM THE TIME OF ISSUE

HS Sports Timing and Results Systems - Results and Lap Times at www.hssports.co.uk

SOUND OF THUNDER

LAP TIMES - RACE 10

2	Mark COPE										
	Lap	1	2	3	4	5	6	7	8	9	10
	1	2:02.55	1:55.15	1:54.53	1:53.06	1:53.48	1:54.34	1:54.63	1:51.98		
9	Dean PEARCE										
	Lap	1	2	3	4	5	6	7	8	9	10
	1	1:55.51	1:51.04	1:51.32	1:50.14	1:50.99					
10	Tom WARNER										
	Lap	1	2	3	4	5	6	7	8	9	10
	1	1:57.53	1:53.30	1:54.80	1:53.69	1:52.77	1:52.74	1:51.82	1:51.35		
22	Chris NORRIS										
	Lap	1	2	3	4	5	6	7	8	9	10
	1	1:51.80	1:47.03	1:47.31	1:47.20	1:47.06	1:47.36	1:47.79	1:47.76		
24	Alan WALKER										
	Lap	1	2	3	4	5	6	7	8	9	10
	1	2:03.25	1:56.44	1:55.92	1:56.14	1:56.52	1:57.30	1:56.33	1:56.09		
30	John QUAIL										
	Lap	1	2	3	4	5	6	7	8	9	10
	1	2:09.66	2:03.05	2:04.67	2:05.50	2:05.60	2:05.00	2:03.06			
40	Andy JONES										
	Lap	1	2	3	4	5	6	7	8	9	10
	1	1:56.97	1:51.79	1:51.98	1:51.59	1:52.32	1:51.73	1:52.16	1:51.74		
44	Kevin ADDLESEE										
	Lap	1	2	3	4	5	6	7	8	9	10
	1	2:00.37	1:54.46	1:53.13	1:52.65	1:52.42	1:52.35	1:51.90	1:52.73		
47	Les LINEY										
	Lap	1	2	3	4	5	6	7	8	9	10
	1	2:03.84	1:54.31	1:53.47	1:53.37	1:53.46	1:54.53	1:54.63	1:52.61		
52	Daniel ELLIS										
	Lap	1	2	3	4	5	6	7	8	9	10
	1	2:15.46	2:08.34	2:08.25	2:10.76	2:08.78	2:10.75	2:07.14			
54	Philip CORLESS										
	Lap	1	2	3	4	5	6	7	8	9	10
	1	2:05.84	1:58.61	1:59.50	1:57.76	1:57.28	1:56.75	1:56.30	1:56.01		
77	John LEWIS										
	Lap	1	2	3	4	5	6	7	8	9	10
	1	2:06.99	1:59.52	1:59.33	1:58.31	1:59.81	1:58.41	1:58.20	1:58.03		
105	Rob GARLAND										
	Lap	1	2	3	4	5	6	7	8	9	10
	1	2:04.90	1:59.04	2:00.02	1:58.94	2:01.42	2:06.03	2:05.01	2:02.14		

118 Sandra HARMAN

Lap	1	2	3	4	5	6	7	8	9	10
1	2:05.27	1:58.90	1:58.73	1:57.71	1:57.76	1:59.29	1:59.59	1:59.75		

Lap Chart

SOUND OF THUNDER - RACE 10

Lap 1		Lap 2		Lap 3		Lap 4		Lap 5		Lap 6		Lap 7		Lap 8		Lap 9		Lap 10		
No	Time	No	Time	No	Time	No	Time	No	Time	No	Time	No	Time	No	Time	No	Time	No	Time	
22	1:51.80	22	3:38.83	22	5:26.14	22	7:13.34	22	9:00.40	22	10:47.76	22	12:35.55	22	14:23.31					
9	1:55.51	9	3:46.55	9	5:37.87	9	7:28.01	9	9:19.00	52	10:51.59 *1	52	13:02.34 *1	30	14:36.54 *1					
40	1:56.97	40	3:48.76	40	5:40.74	40	7:32.33	40	9:24.65	40	11:16.38	40	13:08.54	40	15:00.28					
10	1:57.53	10	3:50.83	10	5:45.63	10	7:39.32	10	9:32.09	10	11:24.83	10	13:16.65	10	15:08.00					
44	2:00.37	44	3:54.83	44	5:47.96	44	7:40.61	44	9:33.03	44	11:25.38	44	13:17.28	52	15:09.48 *1					
2	2:02.55	2	3:57.70	47	5:51.62	47	7:44.99	47	9:38.45	47	11:32.98	47	13:27.61	44	15:10.01					
24	2:03.25	47	3:58.15	2	5:52.23	2	7:45.29	2	9:38.77	2	11:33.11	2	13:27.74	2	15:19.72					
47	2:03.84	24	3:59.69	24	5:55.61	24	7:51.75	24	9:48.27	24	11:45.57	24	13:41.90	47	15:20.22					
105	2:04.90	105	4:03.94	118	6:02.90	118	8:00.61	118	9:58.37	54	11:55.74	54	13:52.04	24	15:37.99					
118	2:05.27	118	4:04.17	54	6:03.95	54	8:01.71	54	9:58.99	118	11:57.66	118	13:57.25	54	15:48.05					
54	2:05.84	54	4:04.45	105	6:03.96	105	8:02.90	77	10:03.96	77	12:02.37	77	14:00.57	118	15:57.00					
77	2:06.99	77	4:06.51	77	6:05.84	77	8:04.15	105	10:04.32	105	12:10.35	105	14:15.36	77	15:58.60					
30	2:09.66	30	4:12.71	30	6:17.38	30	8:22.88	30	10:28.48	30	12:33.48			105	16:17.50					
52	2:15.46	52	4:23.80	52	6:32.05	52	8:42.81													

NEW ERA RACE RESULTS

DUCATI DESMO DUE

RESULTS BY



HS Sports Ltd
Unit 5, Radnor Park Industrial Estate
Congleton, Cheshire CW12 4XN
Tel. +44 (0)1260 275708
Fax +44 (0)1260 278352
www.hssports.co.uk

NEW ERA RACE RESULTS

Oulton Park - Saturday 18th June 2009

Club Championships - Round 7

DUCATI DESMO DUE

TIMED PRACTICE

Pl	No	Cl	Name	Machine	Entrant/Sponsor	Laps	Time on Lap	Behind	MPH	
1	65	DA	Andy SHEPPARD	Ducati 620	Action Alarms	6	2:02.58	6	79.06	
2	62	DB	Sam WEST	Ducati 583	Water Lane Clinic	6	2:03.30	6	00.72	78.60
3	33	DA	Andy PIKE	Ducati 620	Cleve Brightman	6	2:04.22	6	01.64	78.02
4	48	DA	Will CHARTERS	Ducati 620	Mini YJ	6	2:04.61	5	02.03	77.77
5	85	DA	Tim PRITCHARD	Ducati 620	Ultimate Finish Racing	6	2:05.53	4	02.95	77.20
6	28	DB	Robin ASHMAN	Ducati 583	Livestrong	6	2:06.91	3	04.33	76.36
7	43	DA	Tom PARKES	Ducati 620	MD Racing	6	2:07.82	5	05.24	75.82
8	4	DB	Dominic CLEGG	Ducati 583	www.vivamoto.co.uk	6	2:08.40	4	05.82	75.48
9	75	DB	Andy CHALLIS	Ducati 583	A Coupland Surfacing Ltd / J B	6	2:08.48	6	05.90	75.43
10	114	DB	Harriet RIDLEY	Ducati 583	Britaliamoto / Tracksense	6	2:08.57	5	05.99	75.38
11	72	DB	Matthew LAWSON	Ducati 583	Newscentre	6	2:09.34	5	06.76	74.93
12	87	DA	Robert GREEN	Ducati 618		6	2:11.05	5	08.47	73.95
13	70	DA	Neil APPLEBY	Ducati 620		6	2:11.39	5	08.81	73.76
14	3	DB	Kevin PALMER	Ducati 583	Palmer & Phillips	6	2:11.73	5	09.15	73.57
15	93	DA	David AINSCOUGH	Ducati 618	North West Graphics	6	2:11.90	5	09.32	73.47
16	27	DB	Dallas HORNBLow	Ducati 583	DCH Builders	6	2:12.03	5	09.45	73.40
17	88	DA	Kevin ELLIS	Ducati 618	Brancato Eng.	6	2:12.95	6	10.37	72.89
18	21	DB	Guy LACHLAN	Ducati 583		6	2:13.32	5	10.74	72.69
19	34	DA	Craig FISHER	Ducati 620	WM Snell Ducati	6	2:13.68	6	11.10	72.50
20	61	DB	Phil WILCOCK	Ducati 583	Wilco Autos / Hair City	6	2:13.70	5	11.12	72.48
21	67	DB	Steven KLEE	Ducati 583	Firbimatic UK	6	2:14.10	4	11.52	72.27
22	32	DB	David NICHOLSON	Ducati 583	Solo Corse Racing	6	2:15.92	6	13.34	71.30
23	97	DB	Carl HOPKIN	Ducati 583		5	2:16.83	4	14.25	70.83
24	40	DB	Andrew THOMAS	Ducati 600	Lee Bown	5	2:16.87	4	14.29	70.81
25	24	DB	Franco NISCO	Ducati 583	M&H Decorators	5	2:17.30	4	14.72	70.58
26	117	DB	Dean RUSSELL	Ducati 583	Newland Conveyors	5	2:19.22	3	16.64	69.61
27	13	DB	Greg DRZYMALSKI	Ducati 583	TSD Engineering	5	2:21.22	4	18.64	68.62
28	36	DB	James STEVENSON	Ducati 583	JRJ Racing	5	2:21.26	5	18.68	68.61
29	96	DB	David JENKINS	Ducati 600	Satans Pet Penguin	5	2:21.67	3	19.09	68.41
30	50	DB	Scott WILSON	Ducati 583	Elite Cars	5	2:21.81	5	19.23	68.34
31	30	DB	David WALKER	Ducati 600	Cornerspeed Ducati	5	2:23.04	5	20.46	67.75
32	14	DB	David HICKS	Ducati 583	Radtac Ltd	5	2:23.09	4	20.51	67.73
33	84	DA	Tom ROBERTS	Ducati 620		5	2:28.55	3	25.97	65.24
34	31	DB	Alessandro VESPA	Ducati 583	Una Tracey / Olivari Impianti	5	2:29.53	2	26.95	64.81
35	572	DB	Ross ANDERSON	Ducati 583		4	2:37.01	3	34.43	61.72

Start Time : 10:29

18 Jul 09 10:50

Clerk of Course :

Time Issued :

Chief Timekeeper : Graham Marshall

THESE RESULTS REMAIN PROVISIONAL FOR A MINIMUM OF 30 MINUTES FROM THE TIME OF ISSUE

HS Sports Timing and Results Systems - Results and Lap Times at www.hssports.co.uk

NEW ERA RACE GRID

DUCATI DESMO DUE

RACE 6 & RACE 11

ROW 10	40	39	38	66 - REDGWELL 37
ROW 9	73 - KENNY 36	572 02:37.010 ANDERSON 35	31 02:29.530 VESPA 34	84 02:28.550 ROBERTS 33
ROW 8	14 02:23.090 HICKS 32	30 02:23.040 WALKER 31	50 02:21.810 WILSON 30	96 02:21.670 JENKINS 29
ROW 7	36 02:21.260 STEVENSON 28	13 02:21.220 DRZYMAJSKI 27	117 02:19.220 RUSSELL 26	24 02:17.300 NISCO 25
ROW 6	40 02:16.870 THOMAS 24	97 02:16.830 HOPKIN 23	32 02:15.920 NICHOLSON 22	67 02:14.100 KLEE 21
ROW 5	61 02:13.700 WILCOCK 20	34 02:13.680 FISHER 19	21 02:13.320 LACHLAN 18	88 02:12.950 ELLIS 17
ROW 4	27 02:12.030 HORNBLow 16	93 02:11.900 AINSCOUGH 15	3 02:11.730 PALMER 14	70 02:11.390 APPLEBY 13
ROW 3	87 02:11.050 GREEN 12	72 02:09.340 LAWSON 11	114 02:08.570 RIDLEY 10	75 02:08.480 CHALLIS 9
ROW 2	4 02:08.400 CLEGG 8	43 02:07.820 PARKES 7	28 02:06.910 ASHMAN 6	85 02:05.530 PRITCHARD 5
ROW 1	48 02:04.610 CHARTERS 4	33 02:04.220 PIKE 3	62 02:03.300 WEST 2	65 02:02.580 SHEPPARD 1

POLE

NEW ERA RACE RESULTS

Oulton Park - Saturday 18th July 2009

Club Championships - Round 7

DUCATI DESMO DUE

RESULT - RACE 6 - Amended

PI	No	CI	Name	Machine	Entrant/Sponsor	Laps	Time	Behind	MPH	Best Lap on	MPH
1	65	DA	Andy SHEPPARD	Ducati 620	Action Alarms	8	16:24.91		78.72	2:01.23	2 79.94
2	48	DA	Will CHARTERS	Ducati 620	Mini YJ	8	16:25.38	0.47	78.68	2:01.86	4 79.53
3	62	DB	Sam WEST	Ducati 583	Water Lane Clinic	8	16:43.65	18.74	77.25	2:04.03	6 78.14
4	43	DA	Tom PARKES	Ducati 620	MD Racing	8	16:46.91	22.00	77.00	2:04.23	8 78.01
5	33	DA	Andy PIKE	Ducati 620	Cleve Brightman	8	16:47.39	22.48	76.96	2:04.39	8 77.91
6	4	DB	Dominic CLEGG	Ducati 583	www.vivamoto.co.uk	8	16:54.53	29.62	76.42	2:04.84	4 77.63
7	28	DB	Robin ASHMAN	Ducati 583	Livestrong	8	16:55.40	30.49	76.35	2:04.84	8 77.63
8	114	DB	Harriet RIDLEY	Ducati 583	Britaliamoto / Tracksense	8	17:00.01	35.10	76.01	2:05.70	4 77.10
9	70	DA	Neil APPLEBY	Ducati 620		8	17:01.26	36.35	75.92	2:04.68	5 77.73
10	75	DB	Andy CHALLIS	Ducati 583	A Coupland Surfacing Lt	8	17:13.93	49.02	74.99	2:07.19	3 76.19
11	72	DB	Matthew LAWSON	Ducati 583	Newscentre	8	17:19.57	54.66	74.58	2:05.35	7 77.31
12	87	DA	Robert GREEN	Ducati 618		8	17:22.66	57.75	74.36	2:08.51	4 75.41
13	93	DA	David AINSCOUGH	Ducati 618	North West Graphics	8	17:30.28	1:05.37	73.82	2:08.76	8 75.27
14	21	DB	Guy LACHLAN	Ducati 583		8	17:33.22	1:08.31	73.61	2:09.09	7 75.07
15	88	DA	Kevin ELLIS	Ducati 618	Brancato Eng.	8	17:33.52	1:08.61	73.59	2:09.01	7 75.12
16	3	DB	Kevin PALMER	Ducati 583	Palmer & Phillips	8	17:50.55	1:25.64	72.42	2:09.42	6 74.88
17	27	DB	Dallas HORNBLow	Ducati 583	DCH Builders	8	17:50.63	1:25.72	72.41	2:09.46	7 74.86
18	67	DB	Steven KLEE	Ducati 583	Firbimatic UK	8	17:50.94	1:26.03	72.39	2:11.03	5 73.96
19	34	DA	Craig FISHER	Ducati 620	WM Snell Ducati	8	18:01.20	1:36.29	71.71	2:13.05	7 72.84
20	61	DB	Phil WILCOCK	Ducati 583	Wilco Autos / Hair City	8	18:02.51	1:37.60	71.62	2:12.57	8 73.10
21	40	DB	Andrew THOMAS	Ducati 600	Lee Bown	8	18:02.77	1:37.86	71.60	2:12.53	5 73.12
22	36	DB	James STEVENSON	Ducati 583	JRJ Racing	8	18:13.22	1:48.31	70.92	2:13.92	4 72.37
23	32	DB	David NICHOLSON	Ducati 583	Solo Corse Racing	8	18:17.72	1:52.81	70.63	2:12.24	5 73.28
24	13	DB	Greg DRZYMALSKI	Ducati 583	TSD Engineering	8	18:19.53	1:54.62	70.51	2:14.69	7 71.95
25	97	DB	Carl HOPKIN	Ducati 583		8	18:19.86	1:54.95	70.49	2:14.83	8 71.88
26	24	DB	Franco NISCO	Ducati 583	M&H Decorators	7	16:26.70	1 Lap	68.75	2:17.52	2 70.47
27	30	DB	David WALKER	Ducati 600	Cornerspeed Ducati	7	16:27.11	1 Lap	68.72	2:17.90	6 70.28
28	96	DB	David JENKINS	Ducati 600	Satans Pet Penguin	7	16:29.18	1 Lap	68.58	2:19.00	7 69.72
29	50	DB	Scott WILSON	Ducati 583	Elite Cars	7	16:45.55	1 Lap	67.46	2:18.35	6 70.05
30	73	DB	Shane KENNY	Ducati 583	Global Doors	7	16:49.12	1 Lap	67.23	2:19.99	6 69.23
31	84	DA	Tom ROBERTS	Ducati 620		7	17:19.21	1 Lap	65.28	2:22.54	7 67.99
32	31	DB	Alessandro VESPA	Ducati 583	Una Tracey / Olivari Impia	7	17:26.27	1 Lap	64.84	2:26.73	2 66.05
33	572	DB	Ross ANDERSON	Ducati 583		7	17:53.16	1 Lap	63.21	2:28.33	6 65.34

Not-Classified

85	DA	Tim PRITCHARD	Ducati 620	Ultimate Finish Racing	7	14:38.10	DNF	77.26	2:03.12	3 78.71
117	DB	Dean RUSSELL	Ducati 583	Newland Conveyors	7	15:24.47	DNF	73.38	2:08.41	7 75.47

Fastest Lap

65	DA	Andy SHEPPARD	Ducati 620	Action Alarms					2:01.23	2 79.94
62	DB	Sam WEST	Ducati 583	Water Lane Clinic					2:04.03	6 78.14

No 27 - Time includes penalty for SHORT CIRCUIT on last lap

Start Time : 14:14

18 Jul 09 15:40

Clerk of Course :

Time Issued :

Chief Timekeeper : Graham Marshall

THESE RESULTS REMAIN PROVISIONAL FOR A MINIMUM OF 30 MINUTES FROM THE TIME OF ISSUE

HS Sports Timing and Results Systems - Results and Lap Times at www.hssports.co.uk

DUCATI DESMO DUE

LAP TIMES - RACE 6

3	Kevin PALMER									
Lap	1	2	3	4	5	6	7	8	9	10
1	2:18.12	2:11.13	2:11.85	2:11.17	2:11.03	2:09.42	2:09.45	2:28.38		
4	Dominic CLEGG									
Lap	1	2	3	4	5	6	7	8	9	10
1	2:15.87	2:06.53	2:05.78	2:04.84	2:05.88	2:05.33	2:05.38	2:04.92		
13	Greg DRZYMALSKI									
Lap	1	2	3	4	5	6	7	8	9	10
1	2:27.47	2:15.42	2:16.95	2:16.85	2:16.14	2:15.95	2:14.69	2:16.06		
21	Guy LACHLAN									
Lap	1	2	3	4	5	6	7	8	9	10
1	2:20.49	2:10.73	2:10.47	2:11.82	2:10.45	2:10.19	2:09.09	2:09.98		
24	Franco NISCO									
Lap	1	2	3	4	5	6	7	8	9	10
1	2:30.29	2:17.52	2:18.41	2:20.07	2:19.27	2:21.37	2:19.77			
27	Dallas HORNBLow									
Lap	1	2	3	4	5	6	7	8	9	10
1	2:19.05	2:10.76	2:11.48	2:11.77	2:10.43	2:09.77	2:09.46	2:02.91		
28	Robin ASHMAN									
Lap	1	2	3	4	5	6	7	8	9	10
1	2:14.07	2:06.71	2:06.60	2:05.74	2:05.87	2:05.33	2:06.24	2:04.84		
30	David WALKER									
Lap	1	2	3	4	5	6	7	8	9	10
1	2:31.81	2:19.66	2:19.80	2:20.05	2:18.71	2:17.90	2:19.18			
31	Alessandro VESPA									
Lap	1	2	3	4	5	6	7	8	9	10
1	2:36.49	2:26.73	2:28.06	2:29.79	2:29.16	2:27.87	2:28.17			
32	David NICHOLSON									
Lap	1	2	3	4	5	6	7	8	9	10
1	2:27.25	2:15.51	2:15.02	2:13.20	2:12.24	2:13.47	2:13.71	2:27.32		
33	Andy PIKE									
Lap	1	2	3	4	5	6	7	8	9	10
1	2:13.04	2:05.21	2:05.52	2:04.89	2:04.46	2:05.40	2:04.48	2:04.39		
34	Craig FISHER									
Lap	1	2	3	4	5	6	7	8	9	10
1	2:23.21	2:15.72	2:14.17	2:13.14	2:14.68	2:13.66	2:13.05	2:13.57		
36	James STEVENSON									
Lap	1	2	3	4	5	6	7	8	9	10
1	2:24.24	2:15.60	2:14.15	2:13.92	2:17.78	2:16.53	2:15.95	2:15.05		

40	Andrew THOMAS										
	Lap	1	2	3	4	5	6	7	8	9	10
	1	2:26.76	2:15.62	2:14.93	2:12.84	2:12.53	2:13.44	2:13.20	2:13.45		
43	Tom PARKES										
	Lap	1	2	3	4	5	6	7	8	9	10
	1	2:11.68	2:06.01	2:05.71	2:04.92	2:04.39	2:04.32	2:05.65	2:04.23		
48	Will CHARTERS										
	Lap	1	2	3	4	5	6	7	8	9	10
	1	2:08.72	2:01.98	2:02.07	2:01.86	2:02.94	2:02.56	2:02.85	2:02.40		
50	Scott WILSON										
	Lap	1	2	3	4	5	6	7	8	9	10
	1	2:36.89	2:23.40	2:22.45	2:23.33	2:20.60	2:18.35	2:20.53			
61	Phil WILCOCK										
	Lap	1	2	3	4	5	6	7	8	9	10
	1	2:22.40	2:16.05	2:14.43	2:14.69	2:14.85	2:13.82	2:13.70	2:12.57		
62	Sam WEST										
	Lap	1	2	3	4	5	6	7	8	9	10
	1	2:10.49	2:04.47	2:05.43	2:04.60	2:04.62	2:04.03	2:05.06	2:04.95		
65	Andy SHEPPARD										
	Lap	1	2	3	4	5	6	7	8	9	10
	1	2:08.48	2:01.23	2:01.84	2:02.71	2:02.28	2:02.53	2:02.88	2:02.96		
67	Steven KLEE										
	Lap	1	2	3	4	5	6	7	8	9	10
	1	2:24.68	2:14.05	2:12.60	2:11.09	2:11.03	2:11.07	2:14.28	2:12.14		
70	Neil APPLEBY										
	Lap	1	2	3	4	5	6	7	8	9	10
	1	2:16.69	2:06.96	2:06.63	2:06.48	2:04.68	2:07.17	2:06.22	2:06.43		
72	Matthew LAWSON										
	Lap	1	2	3	4	5	6	7	8	9	10
	1	2:20.71	2:13.96	2:08.15	2:10.48	2:07.16	2:08.15	2:05.35	2:05.61		
73	Shane KENNY										
	Lap	1	2	3	4	5	6	7	8	9	10
	1	2:32.85	2:25.01	2:23.68	2:24.33	2:21.42	2:19.99	2:21.84			
75	Andy CHALLIS										
	Lap	1	2	3	4	5	6	7	8	9	10
	1	2:14.33	2:08.13	2:07.19	2:07.87	2:07.70	2:08.34	2:09.29	2:11.08		
84	Tom ROBERTS										
	Lap	1	2	3	4	5	6	7	8	9	10
	1	2:39.35	2:27.33	2:25.27	2:29.52	2:28.89	2:26.31	2:22.54			
85	Tim PRITCHARD										
	Lap	1	2	3	4	5	6	7	8	9	10
	1	2:09.03	2:03.31	2:03.12	2:04.17	2:03.68	2:04.24	2:10.55			

87	Robert GREEN										
	Lap	1	2	3	4	5	6	7	8	9	10
	1	2:15.33	2:12.16	2:08.74	2:08.51	2:10.09	2:08.60	2:09.15	2:10.08		
88	Kevin ELLIS										
	Lap	1	2	3	4	5	6	7	8	9	10
	1	2:21.07	2:10.83	2:10.46	2:11.41	2:10.59	2:10.22	2:09.01	2:09.93		
93	David AINSCOUGH										
	Lap	1	2	3	4	5	6	7	8	9	10
	1	2:19.67	2:11.10	2:11.08	2:10.90	2:10.37	2:08.96	2:09.44	2:08.76		
96	David JENKINS										
	Lap	1	2	3	4	5	6	7	8	9	10
	1	2:29.33	2:19.66	2:21.55	2:21.09	2:19.25	2:19.30	2:19.00			
97	Carl HOPKIN										
	Lap	1	2	3	4	5	6	7	8	9	10
	1	2:28.02	2:16.81	2:16.88	2:16.12	2:15.95	2:15.37	2:15.88	2:14.83		
114	Harriet RIDLEY										
	Lap	1	2	3	4	5	6	7	8	9	10
	1	2:12.83	2:09.09	2:06.72	2:05.70	2:06.07	2:06.36	2:07.11	2:06.13		
117	Dean RUSSELL										
	Lap	1	2	3	4	5	6	7	8	9	10
	1	2:22.93	2:11.59	2:09.21	2:10.77	2:10.12	2:11.44	2:08.41			
572	Ross ANDERSON										
	Lap	1	2	3	4	5	6	7	8	9	10
	1	2:42.14	2:33.75	2:32.93	2:32.15	2:29.98	2:28.33	2:33.88			

Lap Chart

DUCATI DESMO DUE - RACE 6

Lap 1		Lap 2		Lap 3		Lap 4		Lap 5		Lap 6		Lap 7		Lap 8		Lap 9		Lap 10	
No	Time	No	Time	No	Time	No	Time	No	Time	No	Time	No	Time	No	Time	No	Time	No	Time
65	2:08.48	65	4:09.71	65	6:11.55	65	8:14.26	65	10:16.54	65	12:19.07	65	14:21.95	65	16:24.91				
48	2:08.72	48	4:10.70	48	6:12.77	48	8:14.63	48	10:17.57	48	12:20.13	48	14:22.98	48	16:25.38				
85	2:09.03	85	4:12.34	85	6:15.46	85	8:19.63	572	10:20.97 *1	85	12:27.55	50	14:25.02 *1	24	16:26.70 *1				
62	2:10.49	62	4:14.96	62	6:20.39	62	8:24.99	85	10:23.31	31	12:30.23 *1	73	14:27.28 *1	30	16:27.11 *1				
43	2:11.68	43	4:17.69	43	6:23.40	43	8:28.32	62	10:29.61	84	12:30.36 *1	85	14:38.10	96	16:29.18 *1				
114	2:12.83	33	4:18.25	33	6:23.77	33	8:28.66	43	10:32.71	62	12:33.64	62	14:38.70	62	16:43.65				
33	2:13.04	28	4:20.78	28	6:27.38	4	8:33.02	33	10:33.12	43	12:37.03	43	14:42.68	50	16:45.55 *1				
28	2:14.07	114	4:21.92	4	6:28.18	28	8:33.12	4	10:38.90	33	12:38.52	33	14:43.00	43	16:46.91				
75	2:14.33	4	4:22.40	114	6:28.64	114	8:34.34	28	10:38.99	4	12:44.23	4	14:49.61	33	16:47.39				
87	2:15.33	75	4:22.46	75	6:29.65	70	8:36.76	114	10:40.41	28	12:44.32	28	14:50.56	73	16:49.12 *1				
4	2:15.87	70	4:23.65	70	6:30.28	70	8:37.52	70	10:41.44	114	12:46.77	114	14:53.88	4	16:54.53				
70	2:16.69	87	4:27.49	87	6:36.23	87	8:44.74	75	10:45.22	70	12:48.61	70	14:54.83	28	16:55.40				
3	2:18.12	3	4:29.25	3	6:41.10	3	8:52.27	87	10:54.83	572	12:50.95 *1	84	14:56.67 *1	114	17:00.01				
27	2:19.05	27	4:29.81	27	6:41.29	93	8:52.75	72	11:00.46	75	12:53.56	31	14:58.10 *1	70	17:01.26				
93	2:19.67	93	4:30.77	21	6:41.69	27	8:53.06	93	11:03.12	87	13:03.43	75	15:02.85	75	17:13.93				
21	2:20.49	21	4:31.22	93	6:41.85	72	8:53.30	3	11:03.30	72	13:08.61	87	15:12.58	84	17:19.21 *1				
72	2:20.71	88	4:31.90	88	6:42.36	21	8:53.51	27	11:03.49	93	13:12.08	72	15:13.96	72	17:19.57				
88	2:21.07	117	4:34.52	72	6:42.82	88	8:53.77	21	11:03.96	3	13:12.72	572	15:19.28 *1	87	17:22.66				
61	2:22.40	72	4:34.67	117	6:43.73	117	8:54.50	88	11:04.36	27	13:13.26	93	15:21.52	27	17:25.63				
117	2:22.93	61	4:38.45	67	6:51.33	67	9:02.42	117	11:04.62	21	13:14.15	3	15:22.17	31	17:26.27 *1				
34	2:23.21	67	4:38.73	61	6:52.88	34	9:06.24	67	11:13.45	88	13:14.58	27	15:22.72	93	17:30.28				
36	2:24.24	34	4:38.93	34	6:53.10	61	9:07.57	34	11:20.92	117	13:16.06	21	15:23.24	21	17:33.22				
67	2:24.68	36	4:39.84	36	6:53.99	36	9:07.91	61	11:22.42	67	13:24.52	88	15:23.59	88	17:33.52				
40	2:26.76	40	4:42.38	40	6:57.31	40	9:10.15	40	11:22.68	34	13:34.58	117	15:24.47	3	17:50.55				
32	2:27.25	32	4:42.76	32	6:57.78	32	9:10.98	32	11:23.22	40	13:36.12	67	15:38.80	67	17:50.94				
13	2:27.47	13	4:42.89	13	6:59.84	13	9:16.69	36	11:25.69	61	13:36.24	34	15:47.63	572	17:53.16 *1				
97	2:28.02	97	4:44.83	97	7:01.71	97	9:17.83	13	11:32.83	32	13:36.69	40	15:49.32	34	18:01.20				
96	2:29.33	24	4:47.81	24	7:06.22	24	9:26.29	97	11:33.78	36	13:42.22	61	15:49.94	61	18:02.51				
24	2:30.29	96	4:48.99	96	7:10.54	30	9:31.32	24	11:45.56	13	13:48.78	32	15:50.40	40	18:02.77				
30	2:31.81	30	4:51.47	30	7:11.27	96	9:31.63	30	11:50.03	97	13:49.15	36	15:58.17	36	18:13.22				
73	2:32.85	73	4:57.86	73	7:21.54	73	9:45.87	96	11:50.88	24	14:06.93	13	16:03.47	32	18:17.72				
31	2:36.49	50	5:00.29	50	7:22.74	50	9:46.07	50	12:06.67	30	14:07.93	97	16:05.03	13	18:19.53				
50	2:36.89	31	5:03.22	31	7:31.28	31	10:01.07	73	12:07.29	96	14:10.18			97	18:19.86				
84	2:39.35	84	5:06.68	84	7:31.95	84	10:01.47												
572	2:42.14	572	5:15.89	572	7:48.82														

NEW ERA RACE RESULTS

Oulton Park - Saturday 18th July 2009

Club Championships - Round 7

DUCATI DESMO DUE

RESULT - RACE 11

PI	No	Cl	Name	Machine	Entrant/Sponsor	Laps	Time	Behind	MPH	Best Lap on	MPH
1	65	DA	Andy SHEPPARD	Ducati 620	Action Alarms	8	16:17.57		79.31	2:01.01	5 80.09
2	48	DA	Will CHARTERS	Ducati 620	Mini YJ	8	16:17.83	0.26	79.29	2:00.58	5 80.37
3	62	DB	Sam WEST	Ducati 583	Water Lane Clinic	8	16:36.21	18.64	77.82	2:02.44	5 79.15
4	33	DA	Andy PIKE	Ducati 620	Cleve Brightman	8	16:37.35	19.78	77.74	2:02.84	7 78.89
5	4	DB	Dominic CLEGG	Ducati 583	www.vivamoto.co.uk	8	16:43.73	26.16	77.24	2:03.71	2 78.34
6	28	DB	Robin ASHMAN	Ducati 583	Livestrong	8	16:52.70	35.13	76.56	2:04.35	7 77.93
7	43	DA	Tom PARKES	Ducati 620	MD Racing	8	16:58.27	40.70	76.14	2:05.58	4 77.17
8	114	DB	Harriet RIDLEY	Ducati 583	Britaliamoto / Tracksense	8	16:58.82	41.25	76.10	2:04.94	8 77.57
9	72	DB	Matthew LAWSON	Ducati 583	Newscentre	8	17:08.00	50.43	75.42	2:04.76	2 77.68
10	70	DA	Neil APPLEBY	Ducati 620		8	17:12.08	54.51	75.12	2:04.84	7 77.63
11	93	DA	David AINSCOUGH	Ducati 618	North West Graphics	8	17:13.36	55.79	75.03	2:06.49	8 76.62
12	75	DB	Andy CHALLIS	Ducati 583	A Coupland Surfacing Lt	8	17:13.98	56.41	74.98	2:07.40	5 76.07
13	27	DB	Dallas HORNBLow	Ducati 583	DCH Builders	8	17:21.36	1:03.79	74.45	2:07.15	6 76.22
14	21	DB	Guy LACHLAN	Ducati 583		8	17:25.43	1:07.86	74.16	2:07.57	2 75.97
15	3	DB	Kevin PALMER	Ducati 583	Palmer & Phillips	8	17:28.08	1:10.51	73.97	2:09.22	7 75.00
16	87	DA	Robert GREEN	Ducati 618		8	17:32.46	1:14.89	73.67	2:09.62	6 74.77
17	88	DA	Kevin ELLIS	Ducati 618	Brancato Eng.	8	17:33.59	1:16.02	73.59	2:09.58	7 74.79
18	67	DB	Steven KLEE	Ducati 583	Firbimatic UK	8	17:34.32	1:16.75	73.54	2:09.83	6 74.65
19	117	DB	Dean RUSSELL	Ducati 583	Newland Conveyors	8	17:35.12	1:17.55	73.48	2:08.59	8 75.37
20	34	DA	Craig FISHER	Ducati 620	WM Snell Ducati	8	17:51.18	1:33.61	72.38	2:11.07	8 73.94
21	61	DB	Phil WILCOCK	Ducati 583	Wilco Autos / Hair City	8	17:56.98	1:39.41	71.99	2:11.84	6 73.51
22	13	DB	Greg DRZYMALSKI	Ducati 583	TSD Engineering	8	18:08.57	1:51.00	71.22	2:13.26	8 72.72
23	97	DB	Carl HOPKIN	Ducati 583		8	18:10.32	1:52.75	71.11	2:14.42	3 72.10
24	36	DB	James STEVENSON	Ducati 583	JRJ Racing	8	18:12.88	1:55.31	70.94	2:14.11	5 72.26
25	32	DB	David NICHOLSON	Ducati 583	Solo Corse Racing	8	18:23.43	2:05.86	70.26	2:11.87	2 73.49
26	30	DB	David WALKER	Ducati 600	Cornerspeed Ducati	7	16:19.52	1 Lap	69.26	2:17.02	6 70.73
27	96	DB	David JENKINS	Ducati 600	Satans Pet Penguin	7	16:19.56	1 Lap	69.25	2:17.54	7 70.46
28	50	DB	Scott WILSON	Ducati 583	Elite Cars	7	16:27.44	1 Lap	68.70	2:16.18	7 71.16
29	73	DB	Shane KENNY	Ducati 583	Global Doors	7	16:54.99	1 Lap	66.84	2:21.96	4 68.27
30	84	DA	Tom ROBERTS	Ducati 620		7	17:00.31	1 Lap	66.49	2:23.14	7 67.70
31	31	DB	Alessandro VESPA	Ducati 583	Una Tracey / Olivari Impia	7	17:30.58	1 Lap	64.57	2:26.54	5 66.13
32	572	DB	Ross ANDERSON	Ducati 583		7	17:50.57	1 Lap	63.37	2:30.43	6 64.42

Not-Classified

40	DB	Andrew THOMAS	Ducati 600	Lee Bown	6	13:28.70	DNF	71.90	2:12.01	3 73.41
85	DA	Tim PRITCHARD	Ducati 620	Ultimate Finish Racing	2	4:21.08	DNF	74.24	2:03.32	2 78.59

Fastest Lap

48	DA	Will CHARTERS	Ducati 620	Mini YJ					2:00.58	5 80.37
62	DB	Sam WEST	Ducati 583	Water Lane Clinic					2:02.44	5 79.15

Start Time : 16:25

18 Jul 09 16:49

Clerk of Course :

Time Issued :

Chief Timekeeper : Graham Marshall

THESE RESULTS REMAIN PROVISIONAL FOR A MINIMUM OF 30 MINUTES FROM THE TIME OF ISSUE

HS Sports Timing and Results Systems - Results and Lap Times at www.hssports.co.uk

DUCATI DESMO DUE

LAP TIMES - RACE 11

3	Kevin PALMER									
Lap	1	2	3	4	5	6	7	8	9	10
1	2:18.31	2:10.22	2:09.62	2:10.12	2:09.63	2:09.93	2:09.22	2:11.03		
4	Dominic CLEGG									
Lap	1	2	3	4	5	6	7	8	9	10
1	2:11.82	2:03.71	2:03.91	2:04.07	2:04.18	2:05.20	2:04.42	2:06.42		
13	Greg DRZYMAŁSKI									
Lap	1	2	3	4	5	6	7	8	9	10
1	2:26.45	2:14.61	2:14.65	2:14.50	2:15.38	2:15.10	2:14.62	2:13.26		
21	Guy LACHLAN									
Lap	1	2	3	4	5	6	7	8	9	10
1	2:17.65	2:07.57	2:09.56	2:09.98	2:11.09	2:09.14	2:10.21	2:10.23		
27	Dallas HORNBLow									
Lap	1	2	3	4	5	6	7	8	9	10
1	2:20.09	2:10.82	2:09.40	2:08.51	2:09.38	2:07.15	2:07.44	2:08.57		
28	Robin ASHMAN									
Lap	1	2	3	4	5	6	7	8	9	10
1	2:13.39	2:05.70	2:06.22	2:06.07	2:05.32	2:05.52	2:04.35	2:06.13		
30	David WALKER									
Lap	1	2	3	4	5	6	7	8	9	10
1	2:29.19	2:18.99	2:18.91	2:19.48	2:18.26	2:17.02	2:17.67			
31	Alessandro VESPA									
Lap	1	2	3	4	5	6	7	8	9	10
1	2:40.03	2:29.22	2:29.74	2:28.21	2:26.54	2:27.53	2:29.31			
32	David NICHOLSON									
Lap	1	2	3	4	5	6	7	8	9	10
1	2:22.42	2:11.87	2:13.41	2:34.09	2:15.62	2:15.48	2:16.02	2:14.52		
33	Andy PIKE									
Lap	1	2	3	4	5	6	7	8	9	10
1	2:11.09	2:04.29	2:04.08	2:04.37	2:02.87	2:03.67	2:02.84	2:04.14		
34	Craig FISHER									
Lap	1	2	3	4	5	6	7	8	9	10
1	2:25.00	2:14.41	2:13.09	2:11.74	2:12.89	2:11.55	2:11.43	2:11.07		
36	James STEVENSON									
Lap	1	2	3	4	5	6	7	8	9	10
1	2:23.56	2:15.49	2:15.75	2:16.38	2:14.11	2:14.47	2:17.55	2:15.57		
40	Andrew THOMAS									
Lap	1	2	3	4	5	6	7	8	9	10
1	2:24.71	2:13.76	2:12.01	2:12.94	2:12.54	2:12.74				

43	Tom PARKES										
	Lap	1	2	3	4	5	6	7	8	9	10
	1	2:12.78	2:06.26	2:06.96	2:05.58	2:06.54	2:06.22	2:07.40	2:06.53		
48	Will CHARTERS										
	Lap	1	2	3	4	5	6	7	8	9	10
	1	2:07.49	2:01.61	2:01.41	2:00.84	2:00.58	2:02.33	2:02.60	2:00.97		
50	Scott WILSON										
	Lap	1	2	3	4	5	6	7	8	9	10
	1	2:33.90	2:20.57	2:20.87	2:20.04	2:18.27	2:17.61	2:16.18			
61	Phil WILCOCK										
	Lap	1	2	3	4	5	6	7	8	9	10
	1	2:23.43	2:13.18	2:13.47	2:13.57	2:13.03	2:11.84	2:12.58	2:15.88		
62	Sam WEST										
	Lap	1	2	3	4	5	6	7	8	9	10
	1	2:10.78	2:04.05	2:04.48	2:03.21	2:02.44	2:03.50	2:03.83	2:03.92		
65	Andy SHEPPARD										
	Lap	1	2	3	4	5	6	7	8	9	10
	1	2:06.24	2:01.64	2:01.28	2:01.30	2:01.01	2:01.10	2:02.30	2:02.70		
67	Steven KLEE										
	Lap	1	2	3	4	5	6	7	8	9	10
	1	2:21.81	2:10.69	2:11.37	2:10.39	2:10.49	2:09.83	2:09.87	2:09.87		
70	Neil APPLEBY										
	Lap	1	2	3	4	5	6	7	8	9	10
	1	2:19.74	2:08.90	2:06.30	2:12.15	2:05.65	2:05.11	2:04.84	2:09.39		
72	Matthew LAWSON										
	Lap	1	2	3	4	5	6	7	8	9	10
	1	2:14.73	2:04.76	2:06.66	2:05.10	2:06.49	2:10.61	2:06.13	2:13.52		
73	Shane KENNY										
	Lap	1	2	3	4	5	6	7	8	9	10
	1	2:30.50	2:22.95	2:22.20	2:21.96	2:25.35	2:26.00	2:26.03			
75	Andy CHALLIS										
	Lap	1	2	3	4	5	6	7	8	9	10
	1	2:15.15	2:07.86	2:07.61	2:07.83	2:07.40	2:08.80	2:07.61	2:11.72		
84	Tom ROBERTS										
	Lap	1	2	3	4	5	6	7	8	9	10
	1	2:35.24	2:25.08	2:24.06	2:23.54	2:24.15	2:25.10	2:23.14			
85	Tim PRITCHARD										
	Lap	1	2	3	4	5	6	7	8	9	10
	1	2:17.76	2:03.32								
87	Robert GREEN										
	Lap	1	2	3	4	5	6	7	8	9	10
	1	2:19.53	2:10.98	2:11.92	2:10.21	2:09.75	2:09.62	2:09.75	2:10.70		

88	Kevin ELLIS									
Lap	1	2	3	4	5	6	7	8	9	10
1	2:20.91	2:10.71	2:11.28	2:10.53	2:09.90	2:10.12	2:09.58	2:10.56		
93	David AINSCOUGH									
Lap	1	2	3	4	5	6	7	8	9	10
1	2:16.93	2:08.78	2:08.58	2:09.30	2:07.68	2:07.73	2:07.87	2:06.49		
96	David JENKINS									
Lap	1	2	3	4	5	6	7	8	9	10
1	2:27.45	2:18.77	2:19.30	2:19.84	2:19.02	2:17.64	2:17.54			
97	Carl HOPKIN									
Lap	1	2	3	4	5	6	7	8	9	10
1	2:25.60	2:14.68	2:14.42	2:14.75	2:15.39	2:15.71	2:14.44	2:15.33		
114	Harriet RIDLEY									
Lap	1	2	3	4	5	6	7	8	9	10
1	2:15.37	2:05.62	2:06.73	2:06.29	2:06.63	2:07.12	2:06.12	2:04.94		
117	Dean RUSSELL									
Lap	1	2	3	4	5	6	7	8	9	10
1	2:23.80	2:12.74	2:10.67	2:10.62	2:09.89	2:09.72	2:09.09	2:08.59		
572	Ross ANDERSON									
Lap	1	2	3	4	5	6	7	8	9	10
1	2:39.51	2:32.23	2:32.25	2:33.67	2:31.00	2:30.43	2:31.48			

Lap Chart

DUCATI DESMO DUE - RACE 11

Lap 1		Lap 2		Lap 3		Lap 4		Lap 5		Lap 6		Lap 7		Lap 8		Lap 9		Lap 10	
No	Time	No	Time	No	Time	No	Time	No	Time	No	Time	No	Time	No	Time	No	Time	No	Time
65	2:06.24	65	4:07.88	65	6:09.16	65	8:10.46	65	10:11.47	65	12:12.57	65	14:14.87	65	16:17.57				
48	2:07.49	48	4:09.10	48	6:10.51	48	8:11.35	48	10:11.93	48	12:14.26	48	14:16.86	48	16:17.83				
62	2:10.78	62	4:14.83	62	6:19.31	62	8:22.52	572	10:17.66 *1	62	12:28.46	73	14:28.96 *1	30	16:19.52 *1				
33	2:11.09	33	4:15.38	4	6:19.44	4	8:23.51	62	10:24.96	33	12:30.37	62	14:32.29	96	16:19.56 *1				
4	2:11.82	4	4:15.53	33	6:19.46	33	8:23.83	33	10:26.70	4	12:32.89	33	14:33.21	50	16:27.44 *1				
43	2:12.78	43	4:19.04	28	6:25.31	72	8:31.25	4	10:27.69	31	12:33.74 *1	84	14:37.17 *1	62	16:36.21				
28	2:13.39	28	4:19.09	43	6:26.00	28	8:31.38	28	10:36.70	28	12:42.22	4	14:37.31	33	16:37.35				
72	2:14.73	72	4:19.49	72	6:26.15	43	8:31.58	72	10:37.74	43	12:44.34	28	14:46.57	4	16:43.73				
75	2:15.15	114	4:20.99	114	6:27.72	114	8:34.01	43	10:38.12	114	12:47.76	43	14:51.74	28	16:52.70				
114	2:15.37	85	4:21.08	75	6:30.62	75	8:38.45	114	10:40.64	72	12:48.35	114	14:53.88	73	16:54.99 *1				
93	2:16.93	75	4:23.01	93	6:34.29	93	8:43.59	75	10:45.85	572	12:48.66 *1	72	14:54.48	43	16:58.27				
21	2:17.65	21	4:25.22	21	6:34.78	21	8:44.76	93	10:51.27	75	12:54.65	31	15:01.27 *1	114	16:58.82				
85	2:17.76	93	4:25.71	70	6:34.94	70	8:47.09	70	10:52.74	70	12:57.85	75	15:02.26	84	17:00.31 *1				
3	2:18.31	3	4:28.53	3	6:38.15	3	8:48.27	21	10:55.85	93	12:59.00	70	15:02.69	72	17:08.00				
87	2:19.53	70	4:28.64	27	6:40.31	27	8:48.82	3	10:57.90	21	13:04.99	93	15:06.87	70	17:12.08				
70	2:19.74	87	4:30.51	87	6:42.43	87	8:52.64	27	10:58.20	27	13:05.35	27	15:12.79	93	17:13.36				
27	2:20.09	27	4:30.91	88	6:42.90	88	8:53.43	87	11:02.39	3	13:07.83	21	15:15.20	75	17:13.98				
88	2:20.91	88	4:31.62	67	6:43.87	67	8:54.26	88	11:03.33	87	13:12.01	3	15:17.05	27	17:21.36				
67	2:21.81	67	4:32.50	117	6:47.21	117	8:57.83	67	11:04.75	88	13:13.45	572	15:19.09 *1	21	17:25.43				
32	2:22.42	32	4:34.29	32	6:47.70	40	9:03.42	117	11:07.72	67	13:14.58	87	15:21.76	3	17:28.08				
61	2:23.43	117	4:36.54	61	6:50.08	61	9:03.65	40	11:15.96	117	13:17.44	88	15:23.03	31	17:30.58 *1				
36	2:23.56	61	4:36.61	40	6:50.48	34	9:04.24	61	11:16.68	61	13:28.52	67	15:24.45	87	17:32.46				
117	2:23.80	40	4:38.47	34	6:52.50	97	9:09.45	34	11:17.13	34	13:28.68	117	15:26.53	88	17:33.59				
40	2:24.71	36	4:39.05	97	6:54.70	13	9:10.21	97	11:24.84	40	13:28.70	34	15:40.11	67	17:34.32				
34	2:25.00	34	4:39.41	36	6:54.80	36	9:11.18	36	11:25.29	36	13:39.76	61	15:41.10	117	17:35.12				
97	2:25.60	97	4:40.28	13	6:55.71	32	9:21.79	13	11:25.59	97	13:40.55	97	15:54.99	572	17:50.57 *1				
13	2:26.45	13	4:41.06	96	7:05.52	96	9:25.36	32	11:37.41	13	13:40.69	13	15:55.31	34	17:51.18				
96	2:27.45	96	4:46.22	30	7:07.09	30	9:26.57	96	11:44.38	32	13:52.89	36	15:57.31	61	17:56.98				
30	2:29.19	30	4:48.18	50	7:15.34	50	9:35.38	30	11:44.83	30	14:01.85	32	16:08.91	13	18:08.57				
73	2:30.50	73	4:53.45	73	7:15.65	73	9:37.61	50	11:53.65	96	14:02.02			97	18:10.32				
50	2:33.90	50	4:54.47	84	7:24.38	84	9:47.92	73	12:02.96	50	14:11.26			36	18:12.88				
84	2:35.24	84	5:00.32	31	7:38.99	31	10:07.20	84	12:12.07					32	18:23.43				
572	2:39.51	31	5:09.25	572	7:43.99														
31	2:40.03	572	5:11.74																

NEW ERA RACE RESULTS

PRO-BIKE OPEN

RESULTS BY



HS Sports Ltd
Unit 5, Radnor Park Industrial Estate
Congleton, Cheshire CW12 4XN
Tel. +44 (0)1260 275708
Fax +44 (0)1260 278352
www.hssports.co.uk

NEW ERA RACE RESULTS

Oulton Park - Saturday 18th June 2009

Club Championships - Round 7

PRO-BIKE OPEN

TIMED PRACTICE

Pl	No	Cl	Name	Machine	Entrant/Sponsor	Laps	Time on Lap	Behind	MPH	
1	77	PB	Phillip CROWE	Suzuki 1000		5	1:43.49	3	93.64	
2	85	PB	Darren NORTH	Honda 1000		6	1:44.48	5	00.99	92.76
3	157	PB	Angelo DEROSA	Yamaha 1000	Limpet Labels	5	1:44.52	3	01.03	92.72
4	100	PB	Kerrigan READ	Suzuki 1000		7	1:45.33	4	01.84	92.01
5	56	PB	Michael O'BRIEN	Yamaha 1000		6	1:45.44	4	01.95	91.91
6	66	PB	Tom CLEGG	Yamaha 1000	Kenny Hill Racing	7	1:46.50	6	03.01	91.00
7	12	PB	Tony RAINFORD	Yamaha 1000	Margaret & Alan	5	1:50.27	5	06.78	87.89
8	13	PB	Dave CHARRETT	Suzuki 1000	Weatherall UK Ltd	7	1:52.46	6	08.97	86.17
9	44	PB	Brett PRICE	Yamaha 1000	RJ Brookes Haulage	7	1:52.88	4	09.39	85.85
10	212	PB	Pete WESTON	Yamaha 1000	Trentside Garage	7	1:54.66	6	11.17	84.52
11	31	PB	Emmett BURKE	Yamaha 1000		6	1:55.52	6	12.03	83.89
12	113	PB N	Gordon SCOTT	Suzuki 1000	BBT Motorcycles	6	1:56.17	4	12.68	83.42
13	19	PB	Jason BREWSTER	Suzuki 750		5	1:56.24	4	12.75	83.37
14	57	PB	Gavin BRAMWELL	Suzuki 1000		6	1:56.98	6	13.49	82.84
15	21	PB N	Bryan BROUGHTON	Honda 1000		6	1:57.41	5	13.92	82.54
16	30	PB N	Kevin PARKER	Kawasaki 899		6	1:59.46	6	15.97	81.13
17	27	PB	David TOOMBES	Honda 1000		6	2:00.29	5	16.80	80.57
18	118	PB	Sandra HARMAN	Honda 1000	Slough Turf / JMB Horsepower	6	2:00.89	6	17.40	80.17
19	89	PB N	John BOAKYE	Kawasaki 1000		5	2:02.50	4	19.01	79.11
20	4	PB N	Nicolas GROBLER	Yamaha 1000	Avelon Digital Installations	6	2:12.70	4	29.21	73.03

Start Time : 10:47

18 Jul 09 11:07

Clerk of Course :

Time Issued :

Chief Timekeeper : Graham Marshall

THESE RESULTS REMAIN PROVISIONAL FOR A MINIMUM OF 30 MINUTES FROM THE TIME OF ISSUE


HS Sports Timing and Results Systems - Results and Lap Times at www.hssports.co.uk

NEW ERA RACE GRID

PRO-BIKE OPEN

RACE 7 & RACE 12

ROW 5	4 02:12.700 GROBLER 20	89 02:02.500 BOAKYE 19	118 02:00.890 HARMAN 18	27 02:00.290 TOOMBES 17
ROW 4	30 01:59.460 PARKER 16	21 01:57.410 BROUGHTON 15	57 01:56.980 BRAMWELL 14	19 01:56.240 BREWSTER 13
ROW 3	113 01:56.170 SCOTT 12	31 01:55.520 BURKE 11	212 01:54.660 WESTON 10	44 01:52.880 PRICE 9
ROW 2	13 01:52.460 CHARRETT 8	12 01:50.270 RAINFORD 7	66 01:46.500 CLEGG 6	56 01:45.440 O'BRIEN 5
ROW 1	100 01:45.330 READ 4	157 01:44.520 DEROSA 3	85 01:44.480 NORTH 2	77 01:43.490 CROWE 1
				POLE



NEW ERA RACE RESULTS

Oulton Park - Saturday 18th July 2009

Club Championships - Round 7

PRO-BIKE OPEN

RESULT - RACE 7 - Amended

PI	No	Cl	Name	Machine	Entrant/Sponsor	Laps	Time	Behind	MPH	Best Lap on	MPH
1	77	PB	Phillip CROWE	Suzuki 1000		8	13:56.49		92.68	1:43.18	4 93.93
2	100	PB	Kerrigan READ	Suzuki 1000		8	13:57.19	0.70	92.61	1:43.59	6 93.55
3	56	PB	Michael O'BRIEN	Yamaha 1000		8	13:59.00	2.51	92.41	1:43.53	5 93.61
4	157	PB	Angelo DEROSA	Yamaha 1000	Limpet Labels	8	13:59.05	2.56	92.40	1:43.37	4 93.75
5	85	PB	Darren NORTH	Honda 1000		8	14:12.01	15.52	91.00	1:44.16	3 93.04
6	66	PB	Tom CLEGG	Yamaha 1000	Kenny Hill Racing	8	14:13.61	17.12	90.83	1:45.38	4 91.96
7	12	PB	Tony RAINFORD	Yamaha 1000	Margaret & Alan	8	14:15.62	19.13	90.61	1:45.44	3 91.91
8	36	PB	Steven CLARKE	Suzuki 1000		8	14:46.98	50.49	87.41	1:49.06	6 88.86
9	44	PB	Brett PRICE	Yamaha 1000	RJ Brookes Haulage	8	14:47.67	51.18	87.34	1:48.80	8 89.07
10	212	PB	Pete WESTON	Yamaha 1000	Trentside Garage	8	15:12.74	1:16.25	84.94	1:51.77	2 86.71
11	31	PB	Emmett BURKE	Yamaha 1000		8	15:12.78	1:16.29	84.94	1:50.71	3 87.54
12	13	PB	Dave CHARRETT	Suzuki 1000	Weatherall UK Ltd	8	15:16.40	1:19.91	84.60	1:52.87	7 85.86
13	19	PB	Jason BREWSTER	Suzuki 750		8	15:40.05	1:43.56	82.47	1:56.12	6 83.46
14	113	PB N	Gordon SCOTT	Suzuki 1000	BBT Motorcycles	8	15:40.06	1:43.57	82.47	1:56.11	8 83.47
15	30	PB N	Kevin PARKER	Kawasaki 899		8	15:48.23	1:51.74	81.76	1:56.56	8 83.14
16	27	PB	David TOOMBES	Honda 1000		7	14:08.46	1 Lap	79.95	1:59.13	6 81.35
17	118	PB	Sandra HARMAN	Honda 1000	Slough Turf / JMB Horse	7	14:12.19	1 Lap	79.60	1:58.81	5 81.57
18	89	PB N	John BOAKYE	Kawasaki 1000		7	14:18.90	1 Lap	78.98	2:00.62	5 80.34
19	4	PB N	Nicolas GROBLER	Yamaha 1000	Avelon Digital Installation	7	15:22.68	1 Lap	73.52	2:10.50	7 74.26
Not-Classified											
21	PB N	Bryan BROUGHTON	Honda 1000			7	13:56.10	DNF	81.14	1:56.70	2 83.04
57	PB	Gavin BRAMWELL	Suzuki 1000			6	11:40.47	DNF	83.01	1:54.68	2 84.51
Fastest Lap											
77	PB	Phillip CROWE	Suzuki 1000							1:43.18	4 93.93

No 31 - Time includes CHICANE PENALTY

Start Time : 14:41

18 Jul 09 15:38

Clerk of Course :

Time Issued :

Chief Timekeeper : Graham Marshall

THESE RESULTS REMAIN PROVISIONAL FOR A MINIMUM OF 30 MINUTES FROM THE TIME OF ISSUE

HS Sports Timing and Results Systems - Results and Lap Times at www.hssports.co.uk

PRO-BIKE OPEN

LAP TIMES - RACE 7

4	Nicolas GROBLER										
	Lap	1	2	3	4	5	6	7	8	9	10
	1	2:18.07	2:10.60	2:10.61	2:10.81	2:10.53	2:11.56	2:10.50			
12	Tony RAINFORD										
	Lap	1	2	3	4	5	6	7	8	9	10
	1	1:52.09	1:45.49	1:45.44	1:45.91	1:46.35	1:46.28	1:45.62	1:48.44		
13	Dave CHARRETT										
	Lap	1	2	3	4	5	6	7	8	9	10
	1	2:00.60	1:53.37	1:53.41	1:53.90	1:53.28	1:54.57	1:52.87	1:54.40		
19	Jason BREWSTER										
	Lap	1	2	3	4	5	6	7	8	9	10
	1	2:01.57	1:56.84	1:56.75	1:56.98	1:58.08	1:56.12	1:57.45	1:56.26		
21	Bryan BROUGHTON										
	Lap	1	2	3	4	5	6	7	8	9	10
	1	2:06.29	1:56.70	1:59.09	1:58.27	1:58.45	1:59.06	1:58.24			
27	David TOOMBES										
	Lap	1	2	3	4	5	6	7	8	9	10
	1	2:07.23	2:00.19	2:00.57	2:00.69	2:00.15	1:59.13	2:00.50			
30	Kevin PARKER										
	Lap	1	2	3	4	5	6	7	8	9	10
	1	2:06.05	1:56.77	1:58.78	1:58.06	1:57.06	1:58.00	1:56.95	1:56.56		
31	Emmett BURKE										
	Lap	1	2	3	4	5	6	7	8	9	10
	1	1:58.17	1:51.54	1:50.71	1:52.07	1:51.52	1:53.00	1:52.60	1:53.17		
36	Steven CLARKE										
	Lap	1	2	3	4	5	6	7	8	9	10
	1	1:58.00	1:49.88	1:51.12	1:50.93	1:49.10	1:49.06	1:49.42	1:49.47		
44	Brett PRICE										
	Lap	1	2	3	4	5	6	7	8	9	10
	1	1:55.22	1:49.99	1:49.86	1:51.06	1:50.92	1:51.27	1:50.55	1:48.80		
56	Michael O'BRIEN										
	Lap	1	2	3	4	5	6	7	8	9	10
	1	1:50.82	1:44.21	1:44.09	1:43.85	1:43.53	1:44.06	1:44.63	1:43.81		
57	Gavin BRAMWELL										
	Lap	1	2	3	4	5	6	7	8	9	10
	1	2:04.04	1:54.68	1:55.55	1:56.24	1:55.25	1:54.71				
66	Tom CLEGG										
	Lap	1	2	3	4	5	6	7	8	9	10
	1	1:51.92	1:46.45	1:45.55	1:45.38	1:45.61	1:46.40	1:45.77	1:46.53		

77	Phillip CROWE									
Lap	1	2	3	4	5	6	7	8	9	10
1	1:49.71	1:43.92	1:43.44	1:43.18	1:44.00	1:44.06	1:44.56	1:43.62		
85	Darren NORTH									
Lap	1	2	3	4	5	6	7	8	9	10
1	1:49.95	1:44.20	1:44.16	1:44.63	1:46.11	1:46.77	1:47.40	1:48.79		
89	John BOAKYE									
Lap	1	2	3	4	5	6	7	8	9	10
1	2:09.63	2:02.12	2:02.13	2:01.24	2:00.62	2:01.32	2:01.84			
100	Kerrigan READ									
Lap	1	2	3	4	5	6	7	8	9	10
1	1:49.42	1:43.84	1:44.43	1:43.66	1:44.70	1:43.59	1:43.84	1:43.71		
113	Gordon SCOTT									
Lap	1	2	3	4	5	6	7	8	9	10
1	2:02.21	1:56.52	1:56.90	1:56.76	1:57.97	1:56.26	1:57.33	1:56.11		
118	Sandra HARMAN									
Lap	1	2	3	4	5	6	7	8	9	10
1	2:09.79	2:02.13	2:02.06	2:01.33	1:58.81	1:58.93	1:59.14			
157	Angelo DEROSA									
Lap	1	2	3	4	5	6	7	8	9	10
1	1:50.55	1:43.87	1:44.35	1:43.37	1:44.14	1:43.99	1:44.37	1:44.41		
212	Pete WESTON									
Lap	1	2	3	4	5	6	7	8	9	10
1	1:57.52	1:51.77	1:52.95	1:54.34	1:53.39	1:54.15	1:53.55	1:55.07		

Lap Chart

PRO-BIKE OPEN - RACE 7

Lap 1		Lap 2		Lap 3		Lap 4		Lap 5		Lap 6		Lap 7		Lap 8		Lap 9		Lap 10	
No	Time	No	Time	No	Time	No	Time	No	Time	No	Time	No	Time	No	Time	No	Time	No	Time
100	1:49.42	100	3:33.26	77	5:17.07	77	7:00.25	77	8:44.25	77	10:28.31	77	12:12.87	77	13:56.49				
77	1:49.71	77	3:33.63	100	5:17.69	100	7:01.35	100	8:46.05	100	10:29.64	118	12:13.05 *1	100	13:57.19				
85	1:49.95	85	3:34.15	85	5:18.31	157	7:02.14	157	8:46.28	157	10:30.27	100	12:13.48	56	13:59.00				
157	1:50.55	157	3:34.42	157	5:18.77	85	7:02.94	56	8:46.50	56	10:30.56	157	12:14.64	157	13:59.05				
56	1:50.82	56	3:35.03	56	5:19.12	56	7:02.97	85	8:49.05	85	10:35.82	56	12:15.19	27	14:08.46 *1				
66	1:51.92	12	3:37.58	12	5:23.02	12	7:08.93	4	8:50.09 *1	66	10:41.31	89	12:17.06 *1	85	14:12.01				
12	1:52.09	66	3:38.37	66	5:23.92	66	7:09.30	66	8:54.91	12	10:41.56	85	12:23.22	118	14:12.19 *1				
44	1:55.22	44	3:45.21	44	5:35.07	44	7:26.13	12	8:55.28	4	11:00.62 *1	66	12:27.08	66	14:13.61				
212	1:57.52	36	3:47.88	36	5:39.00	36	7:29.93	44	9:17.05	36	11:08.09	12	12:27.18	12	14:15.62				
36	1:58.00	212	3:49.29	31	5:40.42	31	7:32.49	36	9:19.03	44	11:08.32	36	12:57.51	89	14:18.90 *1				
31	1:58.17	31	3:49.71	212	5:42.24	212	7:36.58	31	9:24.01	31	11:17.01	44	12:58.87	36	14:46.98				
13	2:00.60	13	3:53.97	13	5:47.38	13	7:41.28	212	9:29.97	212	11:24.12	31	13:09.61	44	14:47.67				
19	2:01.57	19	3:58.41	57	5:54.27	57	7:50.51	13	9:34.56	13	11:29.13	4	13:12.18 *1	31	15:02.78				
113	2:02.21	57	3:58.72	19	5:55.16	19	7:52.14	57	9:45.76	57	11:40.47	212	13:17.67	212	15:12.74				
57	2:04.04	113	3:58.73	113	5:55.63	113	7:52.39	19	9:50.22	19	11:46.34	13	13:22.00	13	15:16.40				
30	2:06.05	30	4:02.82	30	6:01.60	30	7:59.66	113	9:50.36	113	11:46.62	19	13:43.79	4	15:22.68 *1				
21	2:06.29	21	4:02.99	21	6:02.08	21	8:00.35	30	9:56.72	30	11:54.72	113	13:43.95	19	15:40.05				
27	2:07.23	27	4:07.42	27	6:07.99	27	8:08.68	21	9:58.80	21	11:57.86	30	13:51.67	113	15:40.06				
89	2:09.63	89	4:11.75	89	6:13.88	89	8:15.12	27	10:08.83	27	12:07.96	21	13:56.10	30	15:48.23				
118	2:09.79	118	4:11.92	118	6:13.98	118	8:15.31	118	10:14.12										
4	2:18.07	4	4:28.67	4	6:39.28			89	10:15.74										

NEW ERA RACE RESULTS

Oulton Park - Saturday 18th July 2009

Club Championships - Round 7

PRO-BIKE OPEN

RESULT - RACE 12

PI	No	Cl	Name	Machine	Entrant/Sponsor	Laps	Time	Behind	MPH	Best Lap on	MPH
1	157	PB	Angelo DEROSA	Yamaha 1000	Limpet Labels	8	13:53.84		92.98	1:43.20	6 93.91
2	77	PB	Phillip CROWE	Suzuki 1000		8	13:58.30	4.46	92.48	1:43.49	3 93.64
3	56	PB	Michael O'BRIEN	Yamaha 1000		8	14:00.64	6.80	92.23	1:44.02	3 93.17
4	85	PB	Darren NORTH	Honda 1000		8	14:00.96	7.12	92.19	1:43.86	3 93.31
5	100	PB	Kerrigan READ	Suzuki 1000		8	14:08.24	14.40	91.40	1:44.29	6 92.93
6	66	PB	Tom CLEGG	Yamaha 1000	Kenny Hill Racing	8	14:19.42	25.58	90.21	1:45.83	7 91.57
7	12	PB	Tony RAINFORD	Yamaha 1000	Margaret & Alan	8	14:19.55	25.71	90.20	1:46.21	7 91.25
8	36	PB	Steven CLARKE	Suzuki 1000		8	14:43.24	49.40	87.78	1:48.43	7 89.38
9	44	PB	Brett PRICE	Yamaha 1000	RJ Brookes Haulage	8	14:48.29	54.45	87.28	1:48.95	5 88.95
10	212	PB	Pete WESTON	Yamaha 1000	Trentside Garage	8	15:10.60	1:16.76	85.14	1:52.73	2 85.97
11	31	PB	Emmett BURKE	Yamaha 1000		8	15:12.78	1:18.94	84.94	1:52.62	7 86.05
12	13	PB	Dave CHARRETT	Suzuki 1000	Weatherall UK Ltd	8	15:37.77	1:43.93	82.67	1:55.23	7 84.10
13	113	PB N	Gordon SCOTT	Suzuki 1000	BBT Motorcycles	8	15:38.33	1:44.49	82.63	1:55.42	6 83.96
14	57	PB	Gavin BRAMWELL	Suzuki 1000		8	15:40.16	1:46.32	82.46	1:55.67	4 83.78
15	30	PB N	Kevin PARKER	Kawasaki 899		8	15:40.53	1:46.69	82.43	1:54.65	4 84.53
16	21	PB N	Bryan BROUGHTON	Honda 1000		8	15:53.19	1:59.35	81.34	1:56.47	6 83.21
17	27	PB	David TOOMBES	Honda 1000		7	14:08.97	1 Lap	79.91	1:59.08	7 81.38
18	89	PB N	John BOAKYE	Kawasaki 1000		7	14:35.27	1 Lap	77.51	2:03.29	2 78.60

Not-Classified

19	PB		Jason BREWSTER	Suzuki 750		2	3:57.44	DNF	81.63	1:57.34	2 82.59
4	PB N		Nicolas GROBLER	Yamaha 1000	Avelon Digital Installations	0		Starter			

Fastest Lap

157	PB		Angelo DEROSA	Yamaha 1000	Limpet Labels					1:43.20	6 93.91
-----	----	--	---------------	-------------	---------------	--	--	--	--	---------	---------

Start Time : 16:53

18 Jul 09 17:15

Clerk of Course :

Time Issued :

Chief Timekeeper : Graham Marshall

THESE RESULTS REMAIN PROVISIONAL FOR A MINIMUM OF 30 MINUTES FROM THE TIME OF ISSUE

HS Sports Timing and Results Systems - Results and Lap Times at www.hssports.co.uk

PRO-BIKE OPEN

LAP TIMES - RACE 12

12	Tony RAINFORD										
	Lap	1	2	3	4	5	6	7	8	9	10
	1	1:52.62	1:46.33	1:46.40	1:46.28	1:46.63	1:47.34	1:46.21	1:47.74		
13	Dave CHARRETT										
	Lap	1	2	3	4	5	6	7	8	9	10
	1	2:01.69	1:56.26	1:59.18	1:56.46	1:55.30	1:55.68	1:55.23	1:57.97		
19	Jason BREWSTER										
	Lap	1	2	3	4	5	6	7	8	9	10
	1	2:00.10	1:57.34								
21	Bryan BROUGHTON										
	Lap	1	2	3	4	5	6	7	8	9	10
	1	2:05.53	1:57.93	1:58.63	1:57.10	1:56.92	1:56.47	1:58.05	2:02.56		
27	David TOOMBES										
	Lap	1	2	3	4	5	6	7	8	9	10
	1	2:06.63	2:00.26	2:01.02	2:00.73	2:00.08	2:01.17	1:59.08			
30	Kevin PARKER										
	Lap	1	2	3	4	5	6	7	8	9	10
	1	2:04.44	1:57.46	1:57.24	1:54.65	1:55.94	1:55.49	1:55.89	1:59.42		
31	Emmett BURKE										
	Lap	1	2	3	4	5	6	7	8	9	10
	1	1:58.63	1:52.92	1:52.80	1:53.52	1:52.79	1:53.49	1:52.62	1:56.01		
36	Steven CLARKE										
	Lap	1	2	3	4	5	6	7	8	9	10
	1	1:56.35	1:50.18	1:49.73	1:49.29	1:49.26	1:49.46	1:48.43	1:50.54		
44	Brett PRICE										
	Lap	1	2	3	4	5	6	7	8	9	10
	1	1:54.33	1:51.58	1:51.38	1:49.45	1:48.95	1:49.83	1:48.95	1:53.82		
56	Michael O'BRIEN										
	Lap	1	2	3	4	5	6	7	8	9	10
	1	1:49.80	1:44.04	1:44.02	1:44.17	1:44.11	1:44.57	1:45.20	1:44.73		
57	Gavin BRAMWELL										
	Lap	1	2	3	4	5	6	7	8	9	10
	1	2:04.67	1:55.79	1:55.82	1:55.67	1:56.00	1:56.30	1:56.38	1:59.53		
66	Tom CLEGG										
	Lap	1	2	3	4	5	6	7	8	9	10
	1	1:51.64	1:47.09	1:47.46	1:46.39	1:46.24	1:46.26	1:45.83	1:48.51		
77	Phillip CROWE										
	Lap	1	2	3	4	5	6	7	8	9	10
	1	1:49.55	1:43.61	1:43.49	1:43.64	1:43.60	1:43.72	1:44.31	1:46.38		

85	Darren NORTH										
	Lap	1	2	3	4	5	6	7	8	9	10
	1	1:50.04	1:44.20	1:43.86	1:44.11	1:44.63	1:44.10	1:44.70	1:45.32		
89	John BOAKYE										
	Lap	1	2	3	4	5	6	7	8	9	10
	1	2:08.42	2:03.29	2:05.10	2:04.90	2:04.02	2:04.57	2:04.97			
100	Kerrigan READ										
	Lap	1	2	3	4	5	6	7	8	9	10
	1	1:51.84	1:45.30	1:44.82	1:44.92	1:44.46	1:44.29	1:45.91	1:46.70		
113	Gordon SCOTT										
	Lap	1	2	3	4	5	6	7	8	9	10
	1	2:01.13	1:56.63	1:58.51	1:57.16	1:56.08	1:55.42	1:55.91	1:57.49		
157	Angelo DEROSA										
	Lap	1	2	3	4	5	6	7	8	9	10
	1	1:49.07	1:43.52	1:43.29	1:43.66	1:43.47	1:43.20	1:43.56	1:44.07		
212	Pete WESTON										
	Lap	1	2	3	4	5	6	7	8	9	10
	1	1:58.14	1:52.73	1:52.86	1:53.11	1:53.08	1:53.79	1:52.79	1:54.10		

Lap Chart

PRO-BIKE OPEN - RACE 12

Lap 1		Lap 2		Lap 3		Lap 4		Lap 5		Lap 6		Lap 7		Lap 8		Lap 9		Lap 10	
No	Time	No	Time	No	Time	No	Time	No	Time	No	Time	No	Time	No	Time	No	Time	No	Time
157	1:49.07	157	3:32.59	157	5:15.88	157	6:59.54	157	8:43.01	157	10:26.21	157	12:09.77	157	13:53.84				
77	1:49.55	77	3:33.16	77	5:16.65	77	7:00.29	77	8:43.89	77	10:27.61	27	12:09.89 *1	77	13:58.30				
56	1:49.80	56	3:33.84	56	5:17.86	56	7:02.03	56	8:46.14	56	10:30.71	77	12:11.92	56	14:00.64				
85	1:50.04	85	3:34.24	85	5:18.10	85	7:02.21	85	8:46.84	85	10:30.94	85	12:15.64	85	14:00.96				
66	1:51.64	100	3:37.14	100	5:21.96	100	7:06.88	100	8:51.34	100	10:35.63	56	12:15.91	100	14:08.24				
100	1:51.84	66	3:38.73	12	5:25.35	12	7:11.63	12	8:58.26	66	10:45.08	100	12:21.54	27	14:08.97 *1				
12	1:52.62	12	3:38.95	66	5:26.19	66	7:12.58	66	8:58.82	12	10:45.60	89	12:30.30 *1	66	14:19.42				
44	1:54.33	44	3:45.91	36	5:36.26	36	7:25.55	36	9:14.81	36	11:04.27	66	12:30.91	12	14:19.55				
36	1:56.35	36	3:46.53	44	5:37.29	44	7:26.74	44	9:15.69	44	11:05.52	12	12:31.81	89	14:35.27 *1				
212	1:58.14	212	3:50.87	212	5:43.73	212	7:36.84	212	9:29.92	212	11:23.71	36	12:52.70	36	14:43.24				
31	1:58.63	31	3:51.55	31	5:44.35	31	7:37.87	31	9:30.66	31	11:24.15	44	12:54.47	44	14:48.29				
19	2:00.10	19	3:57.44	113	5:56.27	57	7:51.95	57	9:47.95	57	11:44.25	212	13:16.50	212	15:10.60				
113	2:01.13	113	3:57.76	57	5:56.28	113	7:53.43	13	9:48.89	13	11:44.57	31	13:16.77	31	15:12.78				
13	2:01.69	13	3:57.95	13	5:57.13	13	7:53.59	113	9:49.51	113	11:44.93	13	13:39.80	13	15:37.77				
30	2:04.44	57	4:00.46	30	5:59.14	30	7:53.79	30	9:49.73	30	11:45.22	57	13:40.63	113	15:38.33				
57	2:04.67	30	4:01.90	21	6:02.09	21	7:59.19	21	9:56.11	21	11:52.58	113	13:40.84	57	15:40.16				
21	2:05.53	21	4:03.46	27	6:07.91	27	8:08.64	27	10:08.72			30	13:41.11	30	15:40.53				
27	2:06.63	27	4:06.89	89	6:16.81	89	8:21.71	89	10:25.73			21	13:50.63	21	15:53.19				
89	2:08.42	89	4:11.71																