

NEW ERA RACE RESULTS

CLUB CHAMPIONSHIPS

ROUND 1

MALLORY PARK

22nd MARCH 2009

RESULTS BY



HS Sports Ltd
Unit 5, Radnor Park Industrial Estate
Congleton, Cheshire CW12 4XN
Tel. +44 (0)1260 275708
Fax +44 (0)1260 278352
www.hssports.co.uk

NEW ERA RACE RESULTS

ALLCOMERS CHAMPIONSHIP

80cc up to 690cc

RESULTS BY



HS Sports Ltd
Unit 5, Radnor Park Industrial Estate
Congleton, Cheshire CW12 4XN
Tel. +44 (0)1260 275708
Fax +44 (0)1260 278352
www.hssports.co.uk

NEW ERA RACE RESULTS

Mallory Park - Sunday 22nd March 2009

Club Championships - Round 1

ALLCOMERS CHAMPIONSHIP - 80cc to 690cc

RESULT - RACE 1

PI	No	Cl	Name	Machine	Entrant/Sponsor	Laps	Time	Behind	MPH	Best Lap on	MPH
1	194	F4	Mark HORNSEY	Honda 400		6	6:02.87		80.36	59.07	2 82.28
2	20	250	Derek CLARK	Honda 250		6	6:03.52	0.65	80.22	59.13	6 82.19
3	22	F4	Keith BILNEY	Kawasaki 400	Eppingdene Automotive	6	6:03.78	0.91	80.16	59.28	3 81.98
4	94	F4	Sam HORNSEY	Honda 400		6	6:06.86	3.99	79.49	59.52	6 81.65
5	1	SM	Anthony HUGHES	KTM 660	Tony Hughes Windows	6	6:11.88	9.01	78.41	1:00.72	2 80.04
6	5	SM	Mick EVERITT	KTM 660	Mick Everitt Ltd	6	6:12.00	9.13	78.39	1:00.51	3 80.32
7	7	SM	Duncan MACMILLAN	KTM 660	Jim Aim Mc/s	6	6:19.10	16.23	76.92	1:01.40	4 79.15
8	25	250	Fred BURBIDGE	Yamaha 250		6	6:24.62	21.75	75.82	59.96	4 81.05
9	6	SM	Garry COOMBES	KTM 550	Sparklight Racing	6	6:25.62	22.75	75.62	1:02.46	6 77.81
10	35	F4	James JACKSON	Kawasaki 400		6	6:26.82	23.95	75.38	1:02.99	2 77.16
11	23	SM	James HEATHCOTE	KTM 660		6	6:27.59	24.72	75.23	1:03.17	2 76.94
12	9	SM	Richard STONEY	KTM 660	Jalsh Ghar	6	6:28.34	25.47	75.09	1:02.34	2 77.96
13	2	250	Andrew ALISON	Honda 250		6	6:33.08	30.21	74.18	1:01.45	4 79.09
14	4	SM	Ben EVERITT	KTM 660	Mick Everitt Ltd	6	6:36.95	34.08	73.46	1:03.71	4 76.28
15	58	FE	Mike DRYDEN-HOLT	Yamaha 350		6	6:42.98	40.11	72.36	1:04.31	2 75.57
16	24	CB	John MARSHALL	Honda 500	Elite & Performance Jags	6	6:44.30	41.43	72.12	1:05.79	6 73.87
17	5	CB N	Darryl HARRISON	Honda 500	Riche Ryall Racing	6	6:47.58	44.71	71.54	1:05.61	6 74.07
18	51	CB N	Paul WINFIELD	Honda 500		6	6:48.53	45.66	71.38	1:05.69	3 73.98
19	99	F4 N	Simon BIRD	Honda 400		6	6:49.61	46.74	71.19	1:05.78	5 73.88
20	46	SM	James FLOOD	KTM 690	Flood Partnership Ltd	6	6:50.00	47.13	71.12	1:05.04	5 74.72
21	7	CB	Pete MARSHALL	Honda 500	Elite & Performance Jags	6	6:52.26	49.39	70.73	1:06.21	6 73.40
22	151	F4	John R GOODE	Yamaha 400		5	6:14.67	1 Lap	64.86	1:12.33	5 67.19

Not-Classified

30	250		Tony RUSSELL	Yamaha 250		3	3:38.82	DNF	66.63	1:07.80	3 71.68
16	125		Kurtis BUTLER	Aprilia F125		3	4:14.48	DNF	57.29	1:20.84	2 60.12
32	SM		Sean GOLDSMITH	KTM 690	Goldsmith Construction	0				Starter	

Fastest Lap

194	F4		Mark HORNSEY	Honda 400						59.07	2 82.28
20	250		Derek CLARK	Honda 250						59.13	6 82.19
5	SM		Mick EVERITT	KTM 660	Mick Everitt Ltd					1:00.51	3 80.32
58	FE		Mike DRYDEN-HOLT	Yamaha 350						1:04.31	2 75.57
5	CB N		Darryl HARRISON	Honda 500	Riche Ryall Racing					1:05.61	6 74.07
16	125		Kurtis BUTLER	Aprilia F125						1:20.84	2 60.12

Start Time : 12:18

22 Mar 09 12:22

Clerk of Course :

Time Issued :

Chief Timekeeper : Anthony Smith

THESE RESULTS REMAIN PROVISIONAL FOR A MINIMUM OF 30 MINUTES FROM THE TIME OF ISSUE

HS Sports Timing and Results Systems - Results and Lap Times at www.hssports.co.uk

ALLCOMERS CHAMPIONSHIP - 80cc to 690cc

LAP TIMES - RACE 1

1	Anthony HUGHES										
Lap	1	2	3	4	5	6	7	8	9	10	
1	1:06.67	1:00.72	1:01.02	1:01.32	1:00.83	1:01.32					
2	Andrew ALISON										
Lap	1	2	3	4	5	6	7	8	9	10	
1	1:17.58	1:05.67	1:03.33	1:01.45	1:02.72	1:02.33					
4	Ben EVERITT										
Lap	1	2	3	4	5	6	7	8	9	10	
1	1:14.19	1:03.97	1:04.37	1:03.71	1:06.48	1:04.23					
5	Darryl HARRISON										
Lap	1	2	3	4	5	6	7	8	9	10	
1	1:14.43	1:08.09	1:06.54	1:06.29	1:06.62	1:05.61					
5	Mick EVERITT										
Lap	1	2	3	4	5	6	7	8	9	10	
1	1:07.43	1:00.67	1:00.51	1:01.36	1:00.76	1:01.27					
6	Garry COOMBES										
Lap	1	2	3	4	5	6	7	8	9	10	
1	1:09.98	1:03.20	1:02.93	1:03.27	1:03.78	1:02.46					
7	Pete MARSHALL										
Lap	1	2	3	4	5	6	7	8	9	10	
1	1:14.08	1:09.34	1:07.07	1:08.58	1:06.98	1:06.21					
7	Duncan MACMILLAN										
Lap	1	2	3	4	5	6	7	8	9	10	
1	1:10.28	1:02.12	1:01.73	1:01.40	1:01.57	1:02.00					
9	Richard STONEY										
Lap	1	2	3	4	5	6	7	8	9	10	
1	1:08.15	1:02.34	1:02.66	1:02.99	1:08.12	1:04.08					
16	Kurtis BUTLER										
Lap	1	2	3	4	5	6	7	8	9	10	
1	1:28.39	1:20.84	1:25.25								
20	Derek CLARK										
Lap	1	2	3	4	5	6	7	8	9	10	
1	1:05.97	59.37	59.52	59.61	59.92	59.13					
22	Keith BILNEY										
Lap	1	2	3	4	5	6	7	8	9	10	
1	1:04.98	59.48	59.28	1:00.39	1:00.01	59.64					
23	James HEATHCOTE										
Lap	1	2	3	4	5	6	7	8	9	10	
1	1:08.65	1:03.17	1:03.63	1:03.17	1:05.65	1:03.32					

24	John MARSHALL									
Lap	1	2	3	4	5	6	7	8	9	10
1	1:11.89	1:06.07	1:07.16	1:05.80	1:07.59	1:05.79				
25	Fred BURBIDGE									
Lap	1	2	3	4	5	6	7	8	9	10
1	1:17.81	1:03.13	1:01.94	59.96	1:01.37	1:00.41				
30	Tony RUSSELL									
Lap	1	2	3	4	5	6	7	8	9	10
1	1:20.23	1:10.79	1:07.80							
35	James JACKSON									
Lap	1	2	3	4	5	6	7	8	9	10
1	1:09.21	1:02.99	1:03.52	1:03.31	1:04.63	1:03.16				
46	James FLOOD									
Lap	1	2	3	4	5	6	7	8	9	10
1	1:17.93	1:06.77	1:06.58	1:07.79	1:05.04	1:05.89				
51	Paul WINFIELD									
Lap	1	2	3	4	5	6	7	8	9	10
1	1:16.27	1:06.44	1:05.69	1:06.83	1:06.67	1:06.63				
58	Mike DRYDEN-HOLT									
Lap	1	2	3	4	5	6	7	8	9	10
1	1:16.55	1:04.31	1:05.18	1:05.99	1:05.70	1:05.25				
94	Sam HORNSEY									
Lap	1	2	3	4	5	6	7	8	9	10
1	1:06.70	59.98	59.92	1:01.18	59.56	59.52				
99	Simon BIRD									
Lap	1	2	3	4	5	6	7	8	9	10
1	1:17.58	1:07.01	1:06.52	1:06.87	1:05.78	1:05.85				
151	John R GOODE									
Lap	1	2	3	4	5	6	7	8	9	10
1	1:23.37	1:12.81	1:12.74	1:13.42	1:12.33					
194	Mark HORNSEY									
Lap	1	2	3	4	5	6	7	8	9	10
1	1:04.68	59.07	59.68	1:00.16	59.54	59.74				

Lap Chart

ALLCOMERS CHAMPIONSHIP - 80cc to 690cc - RACE 1

Lap 1		Lap 2		Lap 3		Lap 4		Lap 5		Lap 6		Lap 7		Lap 8		Lap 9		Lap 10	
No	Time	No	Time	No	Time	No	Time	No	Time	No	Time	No	Time	No	Time	No	Time	No	Time
194	1:04.68	194	2:03.75	194	3:03.43	194	4:03.59	194	5:03.13	194	6:02.87								
22	1:04.98	22	2:04.46	22	3:03.74	22	4:04.13	22	5:04.14	20	6:03.52								
20	1:05.97	20	2:05.34	20	3:04.86	20	4:04.47	20	5:04.39	22	6:03.78								
1	1:06.67	94	2:06.68	94	3:06.60	94	4:07.78	94	5:07.34	94	6:06.86								
94	1:06.70	1	2:07.39	1	3:08.41	1	4:09.73	1	5:10.56	1	6:11.88								
5	1:07.43	5	2:08.10	5	3:08.61	5	4:09.97	5	5:10.73	5	6:12.00								
9	1:08.15	9	2:10.49	9	3:13.15	16	4:14.48 *1	7	5:17.10	151	6:14.67 *1								
23	1:08.65	23	2:11.82	7	3:14.13	7	4:15.53	6	5:23.16	7	6:19.10								
35	1:09.21	35	2:12.20	23	3:15.45	9	4:16.14	35	5:23.66	25	6:24.62								
6	1:09.98	7	2:12.40	35	3:15.72	23	4:18.62	25	5:24.21	6	6:25.62								
7	1:10.28	6	2:13.18	6	3:16.11	35	4:19.03	9	5:24.26	35	6:26.82								
24	1:11.89	24	2:17.96	4	3:22.53	6	4:19.38	23	5:24.27	23	6:27.59								
7	1:14.08	4	2:18.16	25	3:22.88	25	4:22.84	2	5:30.75	9	6:28.34								
4	1:14.19	58	2:20.86	24	3:25.12	4	4:26.24	4	5:32.72	2	6:33.08								
5	1:14.43	25	2:20.94	58	3:26.04	2	4:28.03	58	5:37.73	4	6:36.95								
51	1:16.27	5	2:22.52	2	3:26.58	24	4:30.92	24	5:38.51	58	6:42.98								
58	1:16.55	51	2:22.71	51	3:28.40	58	4:32.03	51	5:41.90	24	6:44.30								
99	1:17.58	2	2:23.25	5	3:29.06	51	4:35.23	5	5:41.97	5	6:47.58								
2	1:17.58	7	2:23.42	7	3:30.49	5	4:35.35	99	5:43.76	51	6:48.53								
25	1:17.81	99	2:24.59	99	3:31.11	99	4:37.98	46	5:44.11	99	6:49.61								
46	1:17.93	46	2:24.70	46	3:31.28	46	4:39.07	7	5:46.05	46	6:50.00								
30	1:20.23	30	2:31.02	30	3:38.82	7	4:39.07			7	6:52.26								
151	1:23.37	151	2:36.18	151	3:48.92	151	5:02.34												
16	1:28.39	16	2:49.23																

NEW ERA RACE RESULTS

ALLCOMERS CHAMPIONSHIP

Formula 600 up to 1300cc

RESULTS BY



HS Sports Ltd
Unit 5, Radnor Park Industrial Estate
Congleton, Cheshire CW12 4XN
Tel. +44 (0)1260 275708
Fax +44 (0)1260 278352
www.hssports.co.uk

NEW ERA RACE RESULTS

Mallory Park - Sunday 22nd March 2009

Club Championships - Round 1

ALLCOMERS CHAMPIONSHIP - FORMULA 600 to 1300cc

RESULT - RACE 2

PI	No	Cl	Name	Machine	Entrant/Sponsor	Laps	Time	Behind	MPH	Best Lap on	MPH
1	77	PB	Phillip CROWE	Suzuki 1000	Moto 46 / Holbeach Tyres	6	5:35.13		87.01	54.52	4 89.14
2	6	PB	Doug JOHNSON	Kawasaki 1000		6	5:37.10	1.97	86.50	54.62	3 88.98
3	111	SS	John SIMPSON	Yamaha 600	Trickbits UK	6	5:38.92	3.79	86.04	55.27	3 87.93
4	41	PB	Mark LITTLER	Kawasaki 1000	Laser Process Ltd	6	5:48.70	13.57	83.62	55.60	5 87.41
5	122	ST	Chris NORRIS	Ducati 1099		6	5:51.00	15.87	83.08	56.88	6 85.44
6	67	PB	Ian McSEVENEY	Kawasaki 1000	Buckingham Group	6	5:51.03	15.90	83.07	56.60	3 85.87
7	71	F6 N	Jody LEES	Yamaha 600	Midland VW	6	5:53.86	18.73	82.41	57.18	3 84.99
8	212	PB	Pete WESTON	Yamaha 1000	Trentside Garage	6	5:55.27	20.14	82.08	57.85	6 84.01
9	32	PB	David FERNS	Yamaha 1000	Hazel Grove Plumbing	6	5:56.48	21.35	81.80	56.84	4 85.50
10	28	PB	Philip BROOKS	Yamaha 1000	Mediatech Direct CTR	6	5:58.18	23.05	81.41	56.80	5 85.56
11	2	F6 N	Ben SCRANAGE	Suzuki 600		6	5:58.80	23.67	81.27	57.81	5 84.07
12	76	ST	Andrew PATCH	Aprilia 1000	WM Stevens Motor Eng	6	6:00.46	25.33	80.90	58.15	6 83.58
13	15	ST N	Andy BLACKMAN	Aprilia 1000		6	6:03.65	28.52	80.19	59.17	6 82.14
14	155	ST	Matthew WHITEHEAD	Aprilia 1000	John Carr Motorcycles	6	6:05.20	30.07	79.85	59.43	2 81.78
15	60	F6	Jonathan JENKINS	Yamaha 600	TRS	6	6:05.36	30.23	79.81	58.97	5 82.41
16	10	ST	Tom WARNER	Ducati 1098	Charles Warner Ltd	6	6:06.55	31.42	79.55	59.76	6 81.33
17	13	PB	Stef COOK	Suzuki 750	A&M Motorcycles	6	6:06.85	31.72	79.49	59.07	6 82.28
18	82	SS N	Gary ANSLOW	Yamaha 600		6	6:06.90	31.77	79.48	59.17	4 82.14
19	73	PB	Patrick WALKER	Kawasaki 1000	Sapphire Glass Merchant	6	6:07.39	32.26	79.37	58.63	5 82.89
20	4	F6	Chris HEATH	Yamaha 600	Webtech Software	6	6:08.13	33.00	79.21	57.51	4 84.51
21	56	F6	Roger SLATER	Yamaha 600	SPA Motorsport	6	6:08.21	33.08	79.19	59.30	4 81.96
22	113	PB N	Gordon SCOTT	Suzuki 1000		6	6:09.58	34.45	78.90	59.24	4 82.04
23	44	PB	Brett PRICE	Yamaha 1000	RJ Brookes Haulage	6	6:20.03	44.90	76.73	1:00.02	5 80.97
24	30	PI	Harley PREBBLE	Yamaha 600		6	6:21.11	45.98	76.51	1:01.24	6 79.36
25	38	F6	Steve ALLEN	Honda 600	Hamilton Community Ho	6	6:22.55	47.42	76.23	1:01.07	6 79.58
26	20	PI	Lee HEMBURY	Yamaha 600	King William Inn	6	6:22.94	47.81	76.15	1:00.77	6 79.97
27	80	SS	Barry DRUMMOND	Suzuki 600	Make A Wish	6	6:23.77	48.64	75.98	1:00.75	6 80.00
28	52	F6 N	James KELLY	Yamaha 600		6	6:24.50	49.37	75.84	1:01.89	3 78.53
29	90	F6 N	Mark WOOD	Yamaha 600		6	6:25.95	50.82	75.55	1:01.20	6 79.41
30	149	PB	Steve GIBSON	Yamaha 1000	Mediatech Direct CTR	6	6:33.28	58.15	74.15	1:01.34	6 79.23

Not-Classified

40 F6 N Jamie STOKES Yamaha 600 5 5:24.38 DNF 74.91 1:02.53 5 77.72

Fastest Lap

77	PB	Phillip CROWE	Suzuki 1000	Moto 46 / Holbeach Tyres					54.52	4 89.14
111	SS	John SIMPSON	Yamaha 600	Trickbits UK					55.27	3 87.93
122	ST	Chris NORRIS	Ducati 1099						56.88	6 85.44
71	F6 N	Jody LEES	Yamaha 600	Midland VW					57.18	3 84.99
20	PI	Lee HEMBURY	Yamaha 600	King William Inn					1:00.77	6 79.97

NO. 149 - TIME INCLUDES A 10 SECOND JUMP START PENALTY

Start Time : 12:33

22 Mar 09 12:39

Clerk of Course :

Time Issued :

Chief Timekeeper : Anthony Smith

THESE RESULTS REMAIN PROVISIONAL FOR A MINIMUM OF 30 MINUTES FROM THE TIME OF ISSUE

HS Sports Timing and Results Systems - Results and Lap Times at www.hssports.co.uk

ALLCOMERS CHAMPIONSHIP - FORMULA 600 to 1300cc

LAP TIMES - RACE 2

2	Ben SCRANAGE									
Lap	1	2	3	4	5	6	7	8	9	10
1	1:07.00	1:57.58	1:57.06		57.81	58.29				
4	Chris HEATH									
Lap	1	2	3	4	5	6	7	8	9	10
1	1:13.17	1:01.17	58.93	57.51	58.71	58.64				
6	Doug JOHNSON									
Lap	1	2	3	4	5	6	7	8	9	10
1	1:02.29	55.12	54.62	55.00	54.91	55.16				
10	Tom WARNER									
Lap	1	2	3	4	5	6	7	8	9	10
1	1:06.11	1:00.81	59.77	59.87	1:00.23	59.76				
13	Stef COOK									
Lap	1	2	3	4	5	6	7	8	9	10
1	1:08.76	1:00.10	59.85	59.63	59.44	59.07				
15	Andy BLACKMAN									
Lap	1	2	3	4	5	6	7	8	9	10
1	1:05.46	1:00.10	59.75	59.84	59.33	59.17				
20	Lee HEMBURY									
Lap	1	2	3	4	5	6	7	8	9	10
1	1:13.11	1:03.90	1:01.92	1:02.45	1:00.79	1:00.77				
28	Philip BROOKS									
Lap	1	2	3	4	5	6	7	8	9	10
1	1:10.17	58.12	58.51	57.49	56.80	57.09				
30	Harley PREBBLE									
Lap	1	2	3	4	5	6	7	8	9	10
1	1:11.48	1:02.63	1:01.90	1:01.80	1:02.06	1:01.24				
32	David FERNS									
Lap	1	2	3	4	5	6	7	8	9	10
1	1:06.16	59.34	57.83	56.84	57.54	58.77				
38	Steve ALLEN									
Lap	1	2	3	4	5	6	7	8	9	10
1	1:12.32	1:01.97	1:02.13	1:02.87	1:02.19	1:01.07				
40	Jamie STOKES									
Lap	1	2	3	4	5	6	7	8	9	10
1	1:10.07	1:02.97	1:03.23	1:05.58	1:02.53					
41	Mark LITTLER									
Lap	1	2	3	4	5	6	7	8	9	10
1	1:07.73	57.77	55.80	55.74	55.60	56.06				

44	Brett PRICE										
	Lap	1	2	3	4	5	6	7	8	9	10
	1	1:13.97	1:01.37	1:01.52	1:02.53	1:00.02	1:00.62				
52	James KELLY										
	Lap	1	2	3	4	5	6	7	8	9	10
	1	1:14.09	1:02.31	1:01.89	1:02.37	1:01.90	1:01.94				
56	Roger SLATER										
	Lap	1	2	3	4	5	6	7	8	9	10
	1	1:06.89	1:01.09	1:00.64	59.30	59.79	1:00.50				
60	Jonathan JENKINS										
	Lap	1	2	3	4	5	6	7	8	9	10
	1	1:08.05	59.59	59.56	59.83	58.97	59.36				
67	Ian McSEVENEY										
	Lap	1	2	3	4	5	6	7	8	9	10
	1	1:03.84	56.67	56.60	57.09	57.61	59.22				
71	Jody LEES										
	Lap	1	2	3	4	5	6	7	8	9	10
	1	1:05.75	58.52	57.18	57.81	57.38	57.22				
73	Patrick WALKER										
	Lap	1	2	3	4	5	6	7	8	9	10
	1	1:11.47	59.90	59.38	59.10	58.63	58.91				
76	Andrew PATCH										
	Lap	1	2	3	4	5	6	7	8	9	10
	1	1:07.83	59.52	58.21	58.23	58.52	58.15				
77	Phillip CROWE										
	Lap	1	2	3	4	5	6	7	8	9	10
	1	1:00.89	54.67	54.97	54.52	55.08	55.00				
80	Barry DRUMMOND										
	Lap	1	2	3	4	5	6	7	8	9	10
	1	1:13.25	1:01.61	1:02.70	1:03.46	1:02.00	1:00.75				
82	Gary ANSLOW										
	Lap	1	2	3	4	5	6	7	8	9	10
	1	1:08.67	59.56	59.84	59.17	59.64	1:00.02				
90	Mark WOOD										
	Lap	1	2	3	4	5	6	7	8	9	10
	1	1:13.59	1:02.54	1:02.59	1:03.07	1:02.96	1:01.20				
111	John SIMPSON										
	Lap	1	2	3	4	5	6	7	8	9	10
	1	1:00.85	55.69	55.27	55.76	55.79	55.56				
113	Gordon SCOTT										
	Lap	1	2	3	4	5	6	7	8	9	10
	1	1:10.00	1:00.68	59.62	59.24	1:00.63	59.41				

122 Chris NORRIS

Lap	1	2	3	4	5	6	7	8	9	10
1	1:04.14	58.33	57.41	57.24	57.00	56.88				

149 Steve GIBSON

Lap	1	2	3	4	5	6	7	8	9	10
1	1:12.21	1:02.08	1:03.27	1:02.37	1:02.01	1:01.34				

155 Matthew WHITEHEAD

Lap	1	2	3	4	5	6	7	8	9	10
1	1:04.78	59.43	1:00.23	59.79	59.51	1:01.46				

212 Pete WESTON

Lap	1	2	3	4	5	6	7	8	9	10
1	1:03.45	58.95	58.44	58.16	58.42	57.85				

Lap Chart

ALLCOMERS CHAMPIONSHIP - FORMULA 600 to 1300cc - RACE 2

Lap 1		Lap 2		Lap 3		Lap 4		Lap 5		Lap 6		Lap 7		Lap 8		Lap 9		Lap 10	
No	Time	No	Time	No	Time	No	Time	No	Time	No	Time	No	Time	No	Time	No	Time	No	Time
111	1:00.85	77	1:55.56	77	2:50.53	77	3:45.05	77	4:40.13	77	5:35.13								
77	1:00.89	111	1:56.54	111	2:51.81	6	3:47.03	6	4:41.94	6	5:37.10								
6	1:02.29	6	1:57.41	6	2:52.03	111	3:47.57	111	4:43.36	111	5:38.92								
212	1:03.45	67	2:00.51	67	2:57.11	67	3:54.20	67	4:51.81	41	5:48.70								
67	1:03.84	212	2:02.40	122	2:59.88	41	3:57.04	41	4:52.64	122	5:51.00								
122	1:04.14	122	2:02.47	212	3:00.84	122	3:57.12	122	4:54.12	67	5:51.03								
155	1:04.78	155	2:04.21	41	3:01.30	212	3:59.00	71	4:56.64	71	5:53.86								
15	1:05.46	71	2:04.27	71	3:01.45	71	3:59.26	212	4:57.42	212	5:55.27								
71	1:05.75	41	2:05.50	32	3:03.33	32	4:00.17	32	4:57.71	32	5:56.48								
10	1:06.11	32	2:05.50	155	3:04.44	2	4:02.70 *1	2	5:00.51	28	5:58.18								
32	1:06.16	15	2:05.56	2	3:04.58 *1	76	4:03.79	28	5:01.09	2	5:58.80								
56	1:06.89	10	2:06.92	15	3:05.31	155	4:04.23	76	5:02.31	76	6:00.46								
2	1:07.00	76	2:07.35	76	3:05.56	28	4:04.29	155	5:03.74	15	6:03.65								
41	1:07.73	60	2:07.64	10	3:06.69	15	4:05.15	15	5:04.48	155	6:05.20								
76	1:07.83	56	2:07.98	28	3:06.80	10	4:06.56	60	5:06.00	60	6:05.36								
60	1:08.05	82	2:08.23	60	3:07.20	60	4:07.03	10	5:06.79	10	6:06.55								
82	1:08.67	28	2:08.29	82	3:08.07	82	4:07.24	82	5:06.88	13	6:06.85								
13	1:08.76	13	2:08.86	56	3:08.62	56	4:07.92	56	5:07.71	82	6:06.90								
113	1:10.00	113	2:10.68	13	3:08.71	13	4:08.34	13	5:07.78	73	6:07.39								
40	1:10.07	73	2:11.37	113	3:10.30	113	4:09.54	73	5:08.48	4	6:08.13								
28	1:10.17	40	2:13.04	73	3:10.75	73	4:09.85	4	5:09.49	56	6:08.21								
73	1:11.47	30	2:14.11	4	3:13.27	4	4:10.78	113	5:10.17	113	6:09.58								
30	1:11.48	149	2:14.29	30	3:16.01	30	4:17.81	44	5:19.41	44	6:20.03								
149	1:12.21	38	2:14.29	40	3:16.27	38	4:19.29	30	5:19.87	30	6:21.11								
38	1:12.32	4	2:14.34	38	3:16.42	44	4:19.39	38	5:21.48	38	6:22.55								
20	1:13.11	80	2:14.86	44	3:16.86	149	4:19.93	149	5:21.94	20	6:22.94								
4	1:13.17	44	2:15.34	80	3:17.56	52	4:20.66	20	5:22.17	80	6:23.77								
80	1:13.25	90	2:16.13	149	3:17.56	80	4:21.02	52	5:22.56	52	6:24.50								
90	1:13.59	52	2:16.40	52	3:18.29	20	4:21.38	80	5:23.02	90	6:25.95								
44	1:13.97	20	2:17.01	90	3:18.72	90	4:21.79	40	5:24.38	149	6:33.28								
52	1:14.09			20	3:18.93	40	4:21.85	90	5:24.75										

NEW ERA RACE RESULTS

125cc & 250cc GRAND PRIX

=====

CB500 & HORNETS

=====

FORMULA 400 & FORGOTTEN ERA

RESULTS BY



HS Sports Ltd
Unit 5, Radnor Park Industrial Estate
Congleton, Cheshire CW12 4XN
Tel. +44 (0)1260 275708
Fax +44 (0)1260 278352
www.hssports.co.uk

NEW ERA RACE RESULTS

Mallory Park - Sunday 22nd March 2009

Club Championships - Round 1

125cc & 250cc GP / FORMULA 400 / HORNETS & CB500s

TIMED PRACTICE

Pl	No	Cl	Name	Machine	Entrant/Sponsor	Laps	Time on Lap	Behind	MPH	
1	5	125	John LEA	Honda 125	PG Lea Plumbing & Heating	11	58.72	3	82.77	
2	194	F4	Mark HORNSEY	Honda 400		4	59.22	3	00.50	82.07
3	94	F4	Sam HORNSEY	Honda 400		9	59.68	8	00.96	81.43
4	20	250	Derek CLARK	Honda 250		10	59.92	9	01.20	81.11
5	22	F4	Keith BILNEY	Kawasaki 400	Eppingdene Automotive	3	1:00.33	2	01.61	80.56
6	25	250	Fred BURBIDGE	Yamaha 250		10	1:00.67	9	01.95	80.11
7	68	H	Greg ROBERTS	Hornet 600	Peter Roberts Transport	10	1:02.48	3	03.76	77.78
8	35	F4	James JACKSON	Kawasaki 400		10	1:03.73	10	05.01	76.26
9	30	250	Tony RUSSELL	Yamaha 250		9	1:03.90	8	05.18	76.06
10	24	CB	John MARSHALL	Honda 500	Elite & Performance Jags	9	1:04.58	2	05.86	75.26
11	51	CB N	Paul WINFIELD	Honda 500		8	1:06.29	8	07.57	73.31
12	99	F4 N	Simon BIRD	Honda 400		9	1:06.51	6	07.79	73.07
13	5	CB N	Darryl HARRISON	Honda 500	Riche Ryall Racing	9	1:06.66	8	07.94	72.91
14	7	CB	Pete MARSHALL	Honda 500	Elite & Performance Jags	9	1:06.89	8	08.17	72.66
15	20	FE	Gordon MORSS	Yamaha 249		3	1:13.69	2	14.97	65.95
16	16	125	Kurtis BUTLER	Aprilia F125		3	1:16.15	3	17.43	63.82

Start Time : 10:47

22 Mar 09 10:57

Clerk of Course :

Time Issued :

Chief Timekeeper : Anthony Smith

THESE RESULTS REMAIN PROVISIONAL FOR A MINIMUM OF 30 MINUTES FROM THE TIME OF ISSUE

HS Sports Timing and Results Systems - Results and Lap Times at www.hssports.co.uk

NEW ERA RACE GRID

125cc & 250cc GP / FORMULA 400 / HORNETS & CB500s

RACE 3 & RACE 9

ROW 7	28	27	26	25
ROW 6	24	20 01:13.690 MORSS 23	7 01:06.890 MARSHALL 22	5 01:06.660 HARRISON 21
ROW 5	99 01:06.510 BIRD 20	51 01:06.290 WINFIELD 19	24 01:04.580 MARSHALL 18	35 01:03.730 JACKSON 17
ROW 4	68 01:02.480 ROBERTS 16	22 01:00.330 BILNEY 15	94 00:59.680 HORNSEY 14	194 00:59.220 HORNSEY 13
ROW 3	12	11	10	9
ROW 2	8	7	2 - ALISON 6	16 01:16.150 BUTLER 5
ROW 1	30 01:03.900 RUSSELL 4	25 01:00.670 BURBIDGE 3	20 00:59.920 CLARK 2	5 00:58.720 LEA 1
POLE				

SPLIT GRID

NEW ERA RACE RESULTS

Mallory Park - Sunday 22nd March 2009

Club Championships - Round 1

125cc & 250cc GP / FORMULA 400 / HORNETS & CB500s

RESULT - RACE 3

Pl	No	Cl	Name	Machine	Entrant/Sponsor	Laps	Time	Behind	MPH	Best Lap on	MPH
1	5	125	John LEA	Honda 125	PG Lea Plumbing & Heati	8	7:59.23		81.13	58.62	6 82.91
2	20	250	Derek CLARK	Honda 250		8	7:59.62	0.39	81.06	58.20	6 83.51
3	25	250	Fred BURBIDGE	Yamaha 250		8	8:03.44	4.21	80.42	58.63	7 82.89
4	22	F4	Keith BILNEY	Kawasaki 400	Eppingdene Automotive	8	8:17.25	18.02	78.19	59.12	3 82.21
5	94	F4	Sam HORNSEY	Honda 400		8	8:21.03	21.80	77.60	59.34	3 81.90
6	194	F4	Mark HORNSEY	Honda 400		8	8:23.65	24.42	77.20	59.98	3 81.03
7	2	250	Andrew ALISON	Honda 250		8	8:31.52	32.29	76.01	1:01.39	8 79.17
8	30	250	Tony RUSSELL	Yamaha 250		8	8:34.89	35.66	75.51	1:03.07	5 77.06
9	68	H	Greg ROBERTS	Hornet 600	Peter Roberts Transport	8	8:47.77	48.54	73.67	1:02.45	3 77.82
10	58	FE	Mike DRYDEN-HOLT	Yamaha 350		7	8:03.34	1 Lap	70.39	1:05.03	2 74.73
11	51	CB N	Paul WINFIELD	Honda 500		7	8:03.44	1 Lap	70.37	1:05.34	5 74.38
12	7	CB	Pete MARSHALL	Honda 500	Elite & Performance Jags	7	8:03.73	1 Lap	70.33	1:05.43	6 74.28
13	99	F4 N	Simon BIRD	Honda 400		7	8:06.48	1 Lap	69.93	1:05.49	6 74.21
14	151	F4	John R GOODE	Yamaha 400		7	8:52.09	1 Lap	63.94	1:11.15	5 68.31
15	20	FE	Gordon MORSS	Yamaha 249		7	9:04.84	1 Lap	62.44	1:13.34	2 66.27
16	16	125	Kurtis BUTLER	Aprilia F125		7	9:09.42	1 Lap	61.92	1:16.60	3 63.45

Not-Classified

5	CB N	Darryl HARRISON	Honda 500	Riche Ryall Racing	6	6:55.22	DNF	70.23	1:05.01	5 74.76
35	F4	James JACKSON	Kawasaki 400		3	3:28.81	DNF	69.82	1:02.30	3 78.01

Fastest Lap

20	250	Derek CLARK	Honda 250						58.20	6 83.51
5	125	John LEA	Honda 125	PG Lea Plumbing & Heating					58.62	6 82.91
22	F4	Keith BILNEY	Kawasaki 400	Eppingdene Automotive					59.12	3 82.21
68	H	Greg ROBERTS	Hornet 600	Peter Roberts Transport					1:02.45	3 77.82
5	CB N	Darryl HARRISON	Honda 500	Riche Ryall Racing					1:05.01	5 74.76
58	FE	Mike DRYDEN-HOLT	Yamaha 350						1:05.03	2 74.73

Start Time : 12:46

22 Mar 09 12:52

Clerk of Course :

Time Issued :

Chief Timekeeper : Anthony Smith

THESE RESULTS REMAIN PROVISIONAL FOR A MINIMUM OF 30 MINUTES FROM THE TIME OF ISSUE

HS Sports Timing and Results Systems - Results and Lap Times at www.hssports.co.uk

125cc & 250cc GP / FORMULA 400 / HORNETS & CB500s

LAP TIMES - RACE 3

2	Andrew ALISON									
Lap	1	2	3	4	5	6	7	8	9	10
1	1:18.22	1:02.90	1:01.74	1:01.58	1:01.96	1:02.27	1:01.46	1:01.39		
5	John LEA									
Lap	1	2	3	4	5	6	7	8	9	10
1	1:04.98	59.35	59.14	59.42	59.02	58.62	59.43	59.27		
5	Darryl HARRISON									
Lap	1	2	3	4	5	6	7	8	9	10
1	1:27.90	1:05.78	1:05.42	1:05.42	1:05.01	1:05.69				
7	Pete MARSHALL									
Lap	1	2	3	4	5	6	7	8	9	10
1	1:27.26	1:07.02	1:05.71	1:06.19	1:05.57	1:05.43	1:06.55			
16	Kurtis BUTLER									
Lap	1	2	3	4	5	6	7	8	9	10
1	1:27.35	1:17.43	1:16.60	1:16.88	1:17.22	1:16.84	1:17.10			
20	Derek CLARK									
Lap	1	2	3	4	5	6	7	8	9	10
1	1:04.46	1:00.03	59.31	59.35	59.64	58.20	58.90	59.73		
20	Gordon MORSS									
Lap	1	2	3	4	5	6	7	8	9	10
1	1:35.50	1:13.34	1:13.40	1:16.60	1:15.18	1:14.23	1:16.59			
22	Keith BILNEY									
Lap	1	2	3	4	5	6	7	8	9	10
1	1:19.07	59.83	59.12	59.65	59.90	59.58	1:00.08	1:00.02		
25	Fred BURBIDGE									
Lap	1	2	3	4	5	6	7	8	9	10
1	1:06.91	59.98	59.40	59.31	59.41	58.80	58.63	1:01.00		
30	Tony RUSSELL									
Lap	1	2	3	4	5	6	7	8	9	10
1	1:09.42	1:04.16	1:03.16	1:03.97	1:03.07	1:03.34	1:04.19	1:03.58		
35	James JACKSON									
Lap	1	2	3	4	5	6	7	8	9	10
1	1:23.16	1:03.35	1:02.30							
51	Paul WINFIELD									
Lap	1	2	3	4	5	6	7	8	9	10
1	1:26.72	1:06.31	1:05.99	1:06.46	1:05.34	1:05.76	1:06.86			
58	Mike DRYDEN-HOLT									
Lap	1	2	3	4	5	6	7	8	9	10
1	1:27.13	1:05.03	1:05.35	1:05.97	1:07.18	1:05.36	1:07.32			

68	Greg ROBERTS										
	Lap	1	2	3	4	5	6	7	8	9	10
	1	1:23.16	1:03.98	1:02.45	1:03.73	1:03.45	1:03.81	1:03.57	1:03.62		

94	Sam HORNSEY										
	Lap	1	2	3	4	5	6	7	8	9	10
	1	1:19.78	1:00.76	59.34	1:00.55	59.54	1:01.28	59.40	1:00.38		

99	Simon BIRD										
	Lap	1	2	3	4	5	6	7	8	9	10
	1	1:28.98	1:06.88	1:06.70	1:06.42	1:05.91	1:05.49	1:06.10			

151	John R GOODE										
	Lap	1	2	3	4	5	6	7	8	9	10
	1	1:35.41	1:13.99	1:12.83	1:14.15	1:11.15	1:12.12	1:12.44			

194	Mark HORNSEY										
	Lap	1	2	3	4	5	6	7	8	9	10
	1	1:20.49	1:00.78	59.98	1:00.35	1:00.84	1:00.70	1:00.29	1:00.22		

Lap Chart

125cc & 250cc GP / FORMULA 400 / HORNETS & CB500s - RACE 3

Lap 1		Lap 2		Lap 3		Lap 4		Lap 5		Lap 6		Lap 7		Lap 8		Lap 9		Lap 10	
No	Time	No	Time	No	Time	No	Time	No	Time	No	Time	No	Time	No	Time	No	Time	No	Time
20	1:04.46	5	2:04.33	5	3:03.47	5	4:02.89	5	5:01.91	5	6:00.53	20	6:59.89	5	7:59.23				
5	1:04.98	20	2:04.49	20	3:03.80	20	4:03.15	20	5:02.79	20	6:00.99	5	6:59.96	20	7:59.62				
25	1:06.91	25	2:06.89	25	3:06.29	25	4:05.60	25	5:05.01	25	6:03.81	99	7:00.38 *1	58	8:03.34 *1				
30	1:09.42	30	2:13.58	30	3:16.74	22	4:17.67	151	5:16.38 *1	22	6:17.15	25	7:02.44	51	8:03.44 *1				
2	1:18.22	22	2:18.90	22	3:18.02	94	4:20.43	22	5:17.57	94	6:21.25	22	7:17.23	25	8:03.44				
22	1:19.07	94	2:20.54	94	3:19.88	30	4:20.71	16	5:18.26 *1	194	6:23.14	94	7:20.65	7	8:03.73 *1				
94	1:19.78	2	2:21.12	194	3:21.25	194	4:21.60	20	5:18.84 *1	30	6:27.12	194	7:23.43	99	8:06.48 *1				
194	1:20.49	194	2:21.27	2	3:22.86	2	4:24.44	94	5:19.97	151	6:27.53 *1	2	7:30.13	22	8:17.25				
35	1:23.16	35	2:26.51	35	3:28.81	68	4:33.32	194	5:22.44	2	6:28.67	30	7:31.31	94	8:21.03				
68	1:23.16	68	2:27.14	68	3:29.59	58	4:43.48	30	5:23.78	20	6:34.02 *1	151	7:39.65 *1	194	8:23.65				
51	1:26.72	58	2:32.16	58	3:37.51	5	4:44.52	2	5:26.40	16	6:35.48 *1	68	7:44.15	2	8:31.52				
58	1:27.13	51	2:33.03	51	3:39.02	51	4:45.48	68	5:36.77	68	6:40.58	20	7:48.25 *1	30	8:34.89				
7	1:27.26	5	2:33.68	5	3:39.10	7	4:46.18	5	5:49.53	5	6:55.22	16	7:52.32 *1	68	8:47.77				
16	1:27.35	7	2:34.28	7	3:39.99	99	4:48.98	58	5:50.66	58	6:56.02			151	8:52.09 *1				
5	1:27.90	99	2:35.86	99	3:42.56			51	5:50.82	51	6:56.58			20	9:04.84 *1				
99	1:28.98	16	2:44.78	16	4:01.38			7	5:51.75	7	6:57.18			16	9:09.42 *1				
151	1:35.41	20	2:48.84	151	4:02.23			99	5:54.89										
20	1:35.50	151	2:49.40	20	4:02.24														

NEW ERA RACE RESULTS

Mallory Park - Sunday 22nd March 2009

Club Championships - Round 1

125cc & 250cc GP / FORMULA 400 / HORNETS & CB500s

RESULT - RACE 9

PI	No	Cl	Name	Machine	Entrant/Sponsor	Laps	Time	Behind	MPH	Best Lap on	MPH
1	5	125	John LEA	Honda 125	PG Lea Plumbing & Heati	8	7:57.39		81.44	58.72	6 82.77
2	20	250	Derek CLARK	Honda 250		8	8:00.37	2.98	80.94	58.86	3 82.57
3	25	250	Fred BURBIDGE	Yamaha 250		8	8:12.96	15.57	78.87	1:00.14	3 80.81
4	94	F4	Sam HORNSEY	Honda 400		8	8:13.27	15.88	78.82	58.42	7 83.19
5	22	F4	Keith BILNEY	Kawasaki 400	Eppingdene Automotive	8	8:16.55	19.16	78.30	59.36	5 81.87
6	194	F4	Mark HORNSEY	Honda 400		8	8:20.47	23.08	77.69	59.80	4 81.27
7	2	250	Andrew ALISON	Honda 250		8	8:38.49	41.10	74.99	1:02.40	7 77.88
8	30	250	Tony RUSSELL	Yamaha 250		8	8:43.91	46.52	74.21	1:03.92	7 76.03
9	68	H	Greg ROBERTS	Hornet 600	Peter Roberts Transport	8	8:46.53	49.14	73.84	1:03.12	2 77.00
10	35	F4	James JACKSON	Kawasaki 400		8	8:46.79	49.40	73.81	1:03.30	8 76.78
11	24	CB	John MARSHALL	Honda 500	Elite & Performance Jags	7	8:03.19	1 Lap	70.41	1:06.20	5 73.41
12	58	FE	Mike DRYDEN-HOLT	Yamaha 350		7	8:07.40	1 Lap	69.80	1:05.73	5 73.94
13	7	CB	Pete MARSHALL	Honda 500	Elite & Performance Jags	7	8:08.27	1 Lap	69.67	1:06.18	5 73.44
14	51	CB N	Paul WINFIELD	Honda 500		7	8:08.39	1 Lap	69.66	1:06.58	6 72.99
15	99	F4 N	Simon BIRD	Honda 400		7	8:09.64	1 Lap	69.48	1:06.41	6 73.18
16	5	CB N	Darryl HARRISON	Honda 500	Riche Ryall Racing	7	8:11.28	1 Lap	69.25	1:06.30	5 73.30
17	151	F4	John R GOODE	Yamaha 400		7	8:38.84	1 Lap	65.57	1:10.71	2 68.73
18	16	125	Kurtis BUTLER	Aprilia F125		7	8:40.83	1 Lap	65.32	1:12.52	6 67.02
19	20	FE	Gordon MORSS	Yamaha 249		7	9:12.93	1 Lap	61.53	1:13.98	2 65.69

Fastest Lap

94	F4	Sam HORNSEY	Honda 400						58.42	7	83.19
5	125	John LEA	Honda 125	PG Lea Plumbing & Heating					58.72	6	82.77
20	250	Derek CLARK	Honda 250						58.86	3	82.57
68	H	Greg ROBERTS	Hornet 600	Peter Roberts Transport					1:03.12	2	77.00
58	FE	Mike DRYDEN-HOLT	Yamaha 350						1:05.73	5	73.94
7	CB	Pete MARSHALL	Honda 500	Elite & Performance Jags					1:06.18	5	73.44

SECOND START AT 11.8 SECONDS

Start Time : 15:03

22 Mar 09 15:10

Clerk of Course :

Time Issued :

Chief Timekeeper : Anthony Smith

THESE RESULTS REMAIN PROVISIONAL FOR A MINIMUM OF 30 MINUTES FROM THE TIME OF ISSUE

HS Sports Timing and Results Systems - Results and Lap Times at www.hssports.co.uk

125cc & 250cc GP / FORMULA 400 / HORNETS & CB500s

LAP TIMES - RACE 9

2	Andrew ALISON									
Lap	1	2	3	4	5	6	7	8	9	10
1	1:13.73	1:04.43	1:03.56	1:02.92	1:02.86	1:05.62	1:02.40	1:02.97		
5	John LEA									
Lap	1	2	3	4	5	6	7	8	9	10
1	1:03.96	59.11	58.94	59.17	59.16	58.72	59.52	58.81		
5	Darryl HARRISON									
Lap	1	2	3	4	5	6	7	8	9	10
1	1:28.46	1:07.58	1:07.24	1:07.29	1:06.30	1:06.72	1:07.69			
7	Pete MARSHALL									
Lap	1	2	3	4	5	6	7	8	9	10
1	1:26.81	1:07.56	1:06.69	1:07.61	1:06.18	1:06.55	1:06.87			
16	Kurtis BUTLER									
Lap	1	2	3	4	5	6	7	8	9	10
1	1:20.45	1:14.03	1:13.73	1:13.17	1:13.47	1:12.52	1:13.46			
20	Derek CLARK									
Lap	1	2	3	4	5	6	7	8	9	10
1	1:04.35	59.69	58.86	59.36	59.53	59.12	59.86	59.60		
20	Gordon MORSS									
Lap	1	2	3	4	5	6	7	8	9	10
1	1:33.48	1:13.98	1:15.31	1:18.61	1:16.68	1:17.26	1:17.61			
22	Keith BILNEY									
Lap	1	2	3	4	5	6	7	8	9	10
1	1:16.79	1:00.50	1:00.08	59.81	59.36	59.58	1:00.39	1:00.04		
24	John MARSHALL									
Lap	1	2	3	4	5	6	7	8	9	10
1	1:25.21	1:06.33	1:06.27	1:06.30	1:06.20	1:06.25	1:06.63			
25	Fred BURBIDGE									
Lap	1	2	3	4	5	6	7	8	9	10
1	1:07.79	1:00.97	1:00.14	1:00.64	1:01.01	1:01.06	1:00.57	1:00.78		
30	Tony RUSSELL									
Lap	1	2	3	4	5	6	7	8	9	10
1	1:10.18	1:04.76	1:04.52	1:04.72	1:05.29	1:04.99	1:03.92	1:05.53		
35	James JACKSON									
Lap	1	2	3	4	5	6	7	8	9	10
1	1:21.47	1:03.40	1:03.54	1:03.58	1:03.31	1:03.69	1:04.50	1:03.30		
51	Paul WINFIELD									
Lap	1	2	3	4	5	6	7	8	9	10
1	1:24.95	1:08.06	1:07.25	1:06.82	1:07.45	1:06.58	1:07.28			

58	Mike DRYDEN-HOLT									
Lap	1	2	3	4	5	6	7	8	9	10
1	1:25.05	1:07.14	1:06.97	1:08.55	1:05.73	1:06.95	1:07.01			
68	Greg ROBERTS									
Lap	1	2	3	4	5	6	7	8	9	10
1	1:21.23	1:03.12	1:03.86	1:04.30	1:03.25	1:03.71	1:03.43	1:03.63		
94	Sam HORNSEY									
Lap	1	2	3	4	5	6	7	8	9	10
1	1:18.40	59.66	1:00.32	58.90	59.35	59.50	58.42	58.72		
99	Simon BIRD									
Lap	1	2	3	4	5	6	7	8	9	10
1	1:27.82	1:06.97	1:07.49	1:07.76	1:06.43	1:06.41	1:06.76			
151	John R GOODE									
Lap	1	2	3	4	5	6	7	8	9	10
1	1:30.47	1:10.71	1:12.17	1:11.37	1:10.89	1:11.81	1:11.42			
194	Mark HORNSEY									
Lap	1	2	3	4	5	6	7	8	9	10
1	1:18.90	59.97	1:01.36	59.80	59.80	59.91	1:00.37	1:00.36		

Lap Chart

125cc & 250cc GP / FORMULA 400 / HORNETS & CB500s - RACE 9

Lap 1		Lap 2		Lap 3		Lap 4		Lap 5		Lap 6		Lap 7		Lap 8		Lap 9		Lap 10	
No	Time	No	Time	No	Time	No	Time	No	Time	No	Time	No	Time	No	Time	No	Time	No	Time
5	1:03.96	5	2:03.07	5	3:02.01	5	4:01.18	5	5:00.34	5	5:59.06	5	6:58.58	5	7:57.39				
20	1:04.35	20	2:04.04	20	3:02.90	20	4:02.26	16	5:01.38 *1	20	6:00.91	58	7:00.39 *1	20	8:00.37				
25	1:07.79	25	2:08.76	25	3:08.90	20	4:02.77 *1	20	5:01.79	25	6:11.61	20	7:00.77	24	8:03.19 *1				
30	1:10.18	30	2:14.94	22	3:17.37	25	4:09.54	151	5:04.72 *1	16	6:14.85 *1	51	7:01.11 *1	58	8:07.40 *1				
2	1:13.73	22	2:17.29	94	3:18.38	22	4:17.18	25	5:10.55	151	6:15.61 *1	7	7:01.40 *1	7	8:08.27 *1				
22	1:16.79	94	2:18.06	30	3:19.46	94	4:17.28	22	5:16.54	22	6:16.12	99	7:02.88 *1	51	8:08.39 *1				
94	1:18.40	2	2:18.16	194	3:20.23	194	4:20.03	94	5:16.63	94	6:16.13	5	7:03.59 *1	99	8:09.64 *1				
194	1:18.90	194	2:18.87	2	3:21.72	30	4:24.18	194	5:19.83	194	6:19.74	25	7:12.18	5	8:11.28 *1				
16	1:20.45	68	2:24.35	68	3:28.21	2	4:24.64	20	5:21.38 *1	2	6:33.12	94	7:14.55	25	8:12.96				
68	1:21.23	35	2:24.87	35	3:28.41	35	4:31.99	2	5:27.50	30	6:34.46	22	7:16.51	94	8:13.27				
35	1:21.47	24	2:31.54	24	3:37.81	68	4:32.51	30	5:29.47	20	6:38.06 *1	194	7:20.11	22	8:16.55				
51	1:24.95	58	2:32.19	58	3:39.16	24	4:44.11	35	5:35.30	35	6:38.99	16	7:27.37 *1	194	8:20.47				
58	1:25.05	51	2:33.01	51	3:40.26	51	4:47.08	68	5:35.76	68	6:39.47	151	7:27.42 *1	2	8:38.49				
24	1:25.21	7	2:34.37	7	3:41.06	58	4:47.71	24	5:50.31	24	6:56.56	2	7:35.52	151	8:38.84 *1				
7	1:26.81	16	2:34.48	99	3:42.28	7	4:48.67	58	5:53.44			30	7:38.38	16	8:40.83 *1				
99	1:27.82	99	2:34.79	5	3:43.28	99	4:50.04	51	5:54.53			68	7:42.90	30	8:43.91				
5	1:28.46	5	2:36.04	16	3:48.21	5	4:50.57	7	5:54.85			35	7:43.49	68	8:46.53				
151	1:30.47	151	2:41.18	151	3:53.35			99	5:56.47			20	7:55.32 *1	35	8:46.79				
20	1:33.48	20	2:47.46					5	5:56.87					20	9:12.93 *1				

NEW ERA RACE RESULTS

600 CHAMPIONSHIPS

RESULTS BY



HS Sports Ltd
Unit 5, Radnor Park Industrial Estate
Congleton, Cheshire CW12 4XN
Tel. +44 (0)1260 275708
Fax +44 (0)1260 278352
www.hssports.co.uk

NEW ERA RACE RESULTS

Mallory Park - Sunday 22nd March 2009

Club Championships - Round 1

600 CHAMPIONSHIPS

TIMED PRACTICE

Pl	No	Cl	Name	Machine	Entrant/Sponsor	Laps	Time on Lap	Behind	MPH	
1	111	SS	John SIMPSON	Yamaha 600	Trickbits UK	10	55.22	6	88.01	
2	4	F6	Chris HEATH	Yamaha 600	Webtech Software	11	56.66	8	01.44	85.77
3	15	F6	Ben PHILLIPS	Honda 600	JC Garages	7	56.72	5	01.50	85.68
4	21	SS	William JONES	Yamaha 600	Technical Race Services	8	56.95	2	01.73	85.34
5	71	F6 N	Jody LEES	Yamaha 600	Midland VW	11	56.95	2	01.73	85.34
6	2	F6 N	Ben SCRANAGE	Suzuki 600		9	57.54	6	02.32	84.46
7	56	F6	Roger SLATER	Yamaha 600	SPA Motorsport	8	58.23	3	03.01	83.46
8	60	F6	Jonathan JENKINS	Yamaha 600	TRS	10	58.35	10	03.13	83.29
9	69	F6 N	Ross JUDE	Yamaha 600	Oakwrights	6	58.70	3	03.48	82.79
10	82	SS N	Gary ANSLOW	Yamaha 600		10	58.77	10	03.55	82.70
11	156	SS	Anthony HAYWOOD	Yamaha 600	Alan Haywood Haulage	10	59.22	6	04.00	82.07
12	78	F6 N	Gavin SMITH	Yamaha 600		10	59.29	9	04.07	81.97
13	90	F6 N	Mark WOOD	Yamaha 600		10	59.33	5	04.11	81.91
14	52	F6 N	James KELLY	Yamaha 600		8	59.42	3	04.20	81.79
15	3	F6 N	Stuart HALL	Kawasaki 600	Triple M	9	59.61	3	04.39	81.53
16	25	F6 N	Roman CHAPAEV	Honda 600		10	59.62	8	04.40	81.52
17	38	F6	Steve ALLEN	Honda 600	Hamilton Community Homes	9	1:00.25	5	05.03	80.66
18	80	SS	Barry DRUMMOND	Suzuki 600	Make A Wish	10	1:00.53	7	05.31	80.29
19	20	PI	Lee HEMBURY	Yamaha 600	King William Inn	4	1:00.68	3	05.46	80.09
20	30	PI	Harley PREBBLE	Yamaha 600		10	1:00.81	9	05.59	79.92
21	158	F6	Paul ROGERS	Yamaha 600	Trentside Garage	5	1:00.98	2	05.76	79.70
22	5	F6	John DAVEY	Honda 600		10	1:01.85	5	06.63	78.58
23	74	PI N	John MCGOVERN	Yamaha 600	Kirsty Tiller	10	1:02.47	10	07.25	77.80
24	40	F6 N	Jamie STOKES	Yamaha 600		9	1:04.83	9	09.61	74.97
25	62	F6	Darren PUGH	Honda 600	Team Fallout Racing	9	1:05.94	6	10.72	73.70

Start Time : 10:32

22 Mar 09 10:47

Clerk of Course :

Time Issued :

Chief Timekeeper : Anthony Smith

THESE RESULTS REMAIN PROVISIONAL FOR A MINIMUM OF 30 MINUTES FROM THE TIME OF ISSUE

HS Sports Timing and Results Systems - Results and Lap Times at www.hssports.co.uk

600 CHAMPIONSHIPS

LAP TIMES - TIMED PRACTICE

2	Ben SCRANAGE										
	Lap	1	2	3	4	5	6	7	8	9	10
	1	59.47	1:57.63	58.01	58.03	1:55.32	57.54	58.88	59.58	59.06	
3	Stuart HALL										
	Lap	1	2	3	4	5	6	7	8	9	10
	1	1:00.81	59.84	59.61	1:00.37	59.86	1:02.04	59.70	1:00.26	59.80	
4	Chris HEATH										
	Lap	1	2	3	4	5	6	7	8	9	10
	1	59.00	57.37	57.09	57.07	57.51	57.91	57.03	56.66	1:02.58	57.98
	11	59.07									
5	John DAVEY										
	Lap	1	2	3	4	5	6	7	8	9	10
	1	1:02.48	1:02.94	1:03.19	1:02.09	1:01.85	1:03.34	1:03.00	1:03.01	1:02.30	1:03.42
15	Ben PHILLIPS										
	Lap	1	2	3	4	5	6	7	8	9	10
	1	1:06.76	58.78	58.59	58.84	56.72	56.73	57.20			
20	Lee HEMBURY										
	Lap	1	2	3	4	5	6	7	8	9	10
	1	1:03.24	1:00.98	1:00.68	1:01.66						
21	William JONES										
	Lap	1	2	3	4	5	6	7	8	9	10
	1	57.45	56.95	56.99	58.03	59.79	1:10.17	4:03.07	59.73		
25	Roman CHAPAEV										
	Lap	1	2	3	4	5	6	7	8	9	10
	1	1:03.28	1:01.96	1:01.48	1:01.11	1:00.89	1:03.77	1:00.51	59.62	1:01.45	1:00.73
30	Harley PREBBLE										
	Lap	1	2	3	4	5	6	7	8	9	10
	1	1:04.81	1:03.76	1:03.65	1:02.57	1:01.94	1:03.02	1:01.81	1:02.33	1:00.81	1:01.27
38	Steve ALLEN										
	Lap	1	2	3	4	5	6	7	8	9	10
	1	1:04.01	1:00.88	1:00.67	1:00.27	1:00.25	1:01.49	1:00.95	1:01.57	1:01.71	
40	Jamie STOKES										
	Lap	1	2	3	4	5	6	7	8	9	10
	1	1:06.13	1:05.49	1:05.79	1:05.17	1:05.35	1:05.75	1:05.67	1:04.93	1:04.83	
52	James KELLY										
	Lap	1	2	3	4	5	6	7	8	9	10
	1	1:01.21	1:00.34	59.42	1:00.58	1:00.36	1:00.36	1:01.32	1:01.13		
56	Roger SLATER										
	Lap	1	2	3	4	5	6	7	8	9	10

	1	1:01.06	59.70	58.23	59.45	59.93	1:00.27	59.19	59.22		
60	Jonathan JENKINS										
	Lap	1	2	3	4	5	6	7	8	9	10
	1	1:02.52	59.92	1:00.21	59.03	58.39	58.83	59.22	58.73	58.92	58.35
62	Darren PUGH										
	Lap	1	2	3	4	5	6	7	8	9	10
	1	1:10.93	1:07.85	1:08.10	1:07.62	1:07.17	1:05.94	1:06.49	1:06.15	1:06.04	
69	Ross JUDE										
	Lap	1	2	3	4	5	6	7	8	9	10
	1	1:00.99	1:00.73	58.70	58.75	58.86	59.10				
71	Jody LEES										
	Lap	1	2	3	4	5	6	7	8	9	10
	1	58.07	56.95	57.09	57.05	57.05	57.15	57.15	57.22	1:00.53	59.28
	11	59.01									
74	John MCGOVERN										
	Lap	1	2	3	4	5	6	7	8	9	10
	1	1:04.83	1:02.65	1:03.48	1:02.92	1:03.88	1:03.19	1:03.25	1:03.73	1:03.23	1:02.47
78	Gavin SMITH										
	Lap	1	2	3	4	5	6	7	8	9	10
	1	1:02.57	1:00.83	1:00.68	59.55	59.97	59.93	59.52	1:01.39	59.29	1:17.13
80	Barry DRUMMOND										
	Lap	1	2	3	4	5	6	7	8	9	10
	1	1:02.13	1:00.65	1:01.02	1:00.77	1:00.69	1:01.41	1:00.53	1:01.12	1:02.93	1:00.73
82	Gary ANSLOW										
	Lap	1	2	3	4	5	6	7	8	9	10
	1	1:02.88	1:00.15	1:00.50	59.37	1:00.13	1:00.34	1:00.12	59.99	1:00.01	58.77
90	Mark WOOD										
	Lap	1	2	3	4	5	6	7	8	9	10
	1	1:01.51	1:02.26	1:00.35	59.78	59.33	59.57	59.67	1:00.18	59.93	59.92
111	John SIMPSON										
	Lap	1	2	3	4	5	6	7	8	9	10
	1	56.62	56.24	56.63	56.28	55.87	55.22	55.89	55.84	56.87	58.56
156	Anthony HAYWOOD										
	Lap	1	2	3	4	5	6	7	8	9	10
	1	1:02.67	1:00.71	1:00.08	1:00.38	59.86	59.22	1:00.81	1:01.75	1:02.84	59.54
158	Paul ROGERS										
	Lap	1	2	3	4	5	6	7	8	9	10
	1	1:01.66	1:00.98	1:01.06	1:01.19	1:01.11					

NEW ERA RACE GRID

600 CHAMPIONSHIPS

RACE 4 & RACE 10

ROW 7	28	27	26	62 01:05.940 PUGH 25
ROW 6	40 01:04.830 STOKES 24	74 01:02.470 MCGOVERN 23	5 01:01.850 DAVEY 22	158 01:00.980 ROGERS 21
ROW 5	30 01:00.810 PREBBLE 20	20 01:00.680 HEMBURY 19	80 01:00.530 DRUMMOND 18	38 01:00.250 ALLEN 17
ROW 4	25 00:59.620 CHAPAEV 16	3 00:59.610 HALL 15	52 00:59.420 KELLY 14	90 00:59.330 WOOD 13
ROW 3	78 00:59.290 SMITH 12	156 00:59.220 HAYWOOD 11	82 00:58.770 ANSLOW 10	69 00:58.700 JUDE 9
ROW 2	60 00:58.350 JENKINS 8	56 00:58.230 SLATER 7	2 00:57.540 SCRANAGE 6	71 00:56.950 LEES 5
ROW 1	21 00:56.950 JONES 4	15 00:56.720 PHILLIPS 3	4 00:56.660 HEATH 2	111 00:55.220 SIMPSON 1
				POLE

NEW ERA RACE RESULTS

Mallory Park - Sunday 22nd March 2009

Club Championships - Round 1

600 CHAMPIONSHIPS

RESULT - RACE 4

PI	No	Cl	Name	Machine	Entrant/Sponsor	Laps	Time	Behind	MPH	Best Lap on	MPH
1	111	SS	John SIMPSON	Yamaha 600	Trickbits UK	8	7:40.12		84.50	56.52	4 85.99
2	71	F6 N	Jody LEES	Yamaha 600	Midland VW	8	7:42.79	2.67	84.01	56.75	7 85.64
3	15	F6	Ben PHILLIPS	Honda 600	JC Garages	8	7:43.26	3.14	83.93	56.50	7 86.02
4	2	F6 N	Ben SCRANAGE	Suzuki 600		8	7:45.15	5.03	83.59	56.87	5 85.46
5	21	SS	William JONES	Yamaha 600	Technical Race Services	8	7:45.61	5.49	83.50	57.02	3 85.23
6	156	SS	Anthony HAYWOOD	Yamaha 600	Alan Haywood Haulage	8	8:09.34	29.22	79.45	59.65	6 81.48
7	56	F6	Roger SLATER	Yamaha 600	SPA Motorsport	8	8:09.86	29.74	79.37	1:00.20	5 80.73
8	60	SS	Jonathan JENKINS	Yamaha 600	TRS	8	8:10.76	30.64	79.22	1:00.27	6 80.64
9	3	F6 N	Stuart HALL	Kawasaki 600	Triple M	8	8:14.07	33.95	78.69	59.95	8 81.07
10	90	F6 N	Mark WOOD	Yamaha 600		8	8:14.74	34.62	78.59	1:00.55	4 80.26
11	38	F6	Steve ALLEN	Honda 600	Hamilton Community Ho	8	8:18.27	38.15	78.03	1:00.49	5 80.34
12	30	PI	Harley PREBBLE	Yamaha 600		8	8:18.50	38.38	77.99	1:00.11	7 80.85
13	20	PI	Lee HEMBURY	Yamaha 600	King William Inn	8	8:18.84	38.72	77.94	1:00.32	7 80.57
14	80	SS	Barry DRUMMOND	Suzuki 600	Make A Wish	8	8:19.23	39.11	77.88	1:00.30	8 80.60
15	62	F6	Darren PUGH	Honda 600	Team Fallout Racing	8	8:42.55	1:02.43	74.40	1:03.53	8 76.50
16	74	PI N	John MCGOVERN	Yamaha 600	Kirsty Tiller	7	7:45.34	1 Lap	73.11	1:03.93	7 76.02

Not-Classified

25 F6 N Roman CHAPAEV Honda 600 7 7:30.43 DNF 75.53 1:01.84 7 78.59

Disqualified

5 F6 John DAVEY Failing to attend parc ferme

Fastest Lap

15	F6	Ben PHILLIPS	Honda 600	JC Garages	56.50	7 86.02
111	SS	John SIMPSON	Yamaha 600	Trickbits UK	56.52	4 85.99
30	PI	Harley PREBBLE	Yamaha 600		1:00.11	7 80.85

Start Time : 16:41

22 Mar 09 16:49

Clerk of Course :

Time Issued :

Chief Timekeeper : Anthony Smith

THESE RESULTS REMAIN PROVISIONAL FOR A MINIMUM OF 30 MINUTES FROM THE TIME OF ISSUE

HS Sports Timing and Results Systems - Results and Lap Times at www.hssports.co.uk

600 CHAMPIONSHIPS

LAP TIMES - RACE 4

2	Ben SCRANAGE										
	Lap	1	2	3	4	5	6	7	8	9	10
	1	1:03.71	57.91	57.47	57.38	56.87	56.90	57.21	57.70		
3	Stuart HALL										
	Lap	1	2	3	4	5	6	7	8	9	10
	1	1:09.77	1:01.16	1:01.63	1:00.74	1:00.30	59.97	1:00.55	59.95		
5	John DAVEY										
	Lap	1	2	3	4	5	6	7	8	9	10
	1	1:11.84	1:05.32	1:04.08	1:04.30	1:03.98	1:04.06	1:04.55	1:04.93		
15	Ben PHILLIPS										
	Lap	1	2	3	4	5	6	7	8	9	10
	1	1:02.49	57.94	58.20	57.31	56.85	56.84	56.50	57.13		
20	Lee HEMBURY										
	Lap	1	2	3	4	5	6	7	8	9	10
	1	1:09.83	1:02.13	1:01.85	1:01.12	1:01.42	1:01.28	1:00.32	1:00.89		
21	William JONES										
	Lap	1	2	3	4	5	6	7	8	9	10
	1	1:02.71	57.25	57.02	57.45	57.17	57.81	57.76	58.44		
25	Roman CHAPAEV										
	Lap	1	2	3	4	5	6	7	8	9	10
	1	1:12.38	1:04.70	1:03.86	1:03.24	1:02.02	1:02.39	1:01.84			
30	Harley PREBBLE										
	Lap	1	2	3	4	5	6	7	8	9	10
	1	1:10.69	1:02.34	1:00.96	1:01.36	1:00.47	1:00.73	1:00.11	1:01.84		
38	Steve ALLEN										
	Lap	1	2	3	4	5	6	7	8	9	10
	1	1:09.15	1:01.50	1:02.35	1:01.19	1:00.49	1:01.00	1:01.37	1:01.22		
56	Roger SLATER										
	Lap	1	2	3	4	5	6	7	8	9	10
	1	1:05.43	1:00.52	1:01.11	1:00.90	1:00.20	1:00.49	1:00.68	1:00.53		
60	Jonathan JENKINS										
	Lap	1	2	3	4	5	6	7	8	9	10
	1	1:06.52	1:00.29	1:00.48	1:00.99	1:00.38	1:00.27	1:01.48	1:00.35		
62	Darren PUGH										
	Lap	1	2	3	4	5	6	7	8	9	10
	1	1:12.04	1:04.65	1:04.01	1:04.05	1:05.89	1:03.75	1:04.63	1:03.53		
71	Jody LEES										
	Lap	1	2	3	4	5	6	7	8	9	10
	1	1:03.26	57.62	57.22	57.11	56.92	56.81	56.75	57.10		

74	John MCGOVERN										
	Lap	1	2	3	4	5	6	7	8	9	10
	1	1:14.75	1:06.42	1:05.98	1:05.17	1:05.11	1:03.98	1:03.93			

80	Barry DRUMMOND										
	Lap	1	2	3	4	5	6	7	8	9	10
	1	1:09.43	1:02.22	1:01.52	1:02.09	1:01.17	1:01.18	1:01.32	1:00.30		

90	Mark WOOD										
	Lap	1	2	3	4	5	6	7	8	9	10
	1	1:08.13	1:01.33	1:01.36	1:00.55	1:00.79	1:01.03	1:00.85	1:00.70		

111	John SIMPSON										
	Lap	1	2	3	4	5	6	7	8	9	10
	1	1:00.94	56.91	56.57	56.52	56.74	57.22	57.74	57.48		

156	Anthony HAYWOOD										
	Lap	1	2	3	4	5	6	7	8	9	10
	1	1:07.94	1:00.99	1:00.88	1:00.33	59.73	59.65	1:00.05	59.77		

Lap Chart

600 CHAMPIONSHIPS - RACE 4

Lap 1		Lap 2		Lap 3		Lap 4		Lap 5		Lap 6		Lap 7		Lap 8		Lap 9		Lap 10	
No	Time	No	Time	No	Time	No	Time	No	Time	No	Time	No	Time	No	Time	No	Time	No	Time
111	1:00.94	111	1:57.85	111	2:54.42	111	3:50.94	111	4:47.68	111	5:44.90	111	6:42.64	111	7:40.12				
15	1:02.49	21	1:59.96	21	2:56.98	21	3:54.43	21	4:51.60	71	5:48.94	71	6:45.69	71	7:42.79				
21	1:02.71	15	2:00.43	71	2:58.10	71	3:55.21	71	4:52.13	21	5:49.41	15	6:46.13	15	7:43.26				
71	1:03.26	71	2:00.88	15	2:58.63	15	3:55.94	15	4:52.79	15	5:49.63	21	6:47.17	2	7:45.15				
2	1:03.71	2	2:01.62	2	2:59.09	2	3:56.47	2	4:53.34	2	5:50.24	2	6:47.45	74	7:45.34 *1				
56	1:05.43	56	2:05.95	56	3:07.06	56	4:07.96	56	5:08.16	56	6:08.65	56	7:09.33	21	7:45.61				
60	1:06.52	60	2:06.81	60	3:07.29	60	4:08.28	60	5:08.66	60	6:08.93	156	7:09.57	156	8:09.34				
156	1:07.94	156	2:08.93	156	3:09.81	156	4:10.14	156	5:09.87	156	6:09.52	60	7:10.41	56	8:09.86				
90	1:08.13	90	2:09.46	90	3:10.82	90	4:11.37	90	5:12.16	90	6:13.19	90	7:14.04	60	8:10.76				
38	1:09.15	38	2:10.65	3	3:12.56	3	4:13.30	3	5:13.60	3	6:13.57	3	7:14.12	3	8:14.07				
80	1:09.43	3	2:10.93	38	3:13.00	38	4:14.19	38	5:14.68	38	6:15.68	30	7:16.66	90	8:14.74				
3	1:09.77	80	2:11.65	80	3:13.17	20	4:14.93	30	5:15.82	30	6:16.55	38	7:17.05	38	8:18.27				
20	1:09.83	20	2:11.96	20	3:13.81	80	4:15.26	20	5:16.35	80	6:17.61	20	7:17.95	30	8:18.50				
30	1:10.69	30	2:13.03	30	3:13.99	30	4:15.35	80	5:16.43	20	6:17.63	80	7:18.93	20	8:18.84				
5	1:11.84	62	2:16.69	62	3:20.70	25	4:24.18	25	5:26.20	25	6:28.59	25	7:30.43	80	8:19.23				
62	1:12.04	25	2:17.08	25	3:20.94	62	4:24.75	5	5:29.52	5	6:33.58	5	7:38.13	62	8:42.55				
25	1:12.38	5	2:17.16	5	3:21.24	5	4:25.54	62	5:30.64	62	6:34.39	62	7:39.02	5	8:43.06				
74	1:14.75	74	2:21.17	74	3:27.15	74	4:32.32	74	5:37.43	74	6:41.41								

NEW ERA RACE RESULTS

Mallory Park - Sunday 22nd March 2009

Club Championships - Round 1

600 CHAMPIONSHIPS

RESULT - RACE 10

PI	No	Cl	Name	Machine	Entrant/Sponsor	Laps	Time	Behind	MPH	Best Lap	on	MPH
1	111	SS	John SIMPSON	Yamaha 600	Trickbits UK	8	7:35.64		85.33	55.74	3	87.19
2	71	F6 N	Jody LEES	Yamaha 600	Midland VW	8	7:42.84	7.20	84.00	56.65	5	85.79
3	21	SS	William JONES	Yamaha 600	Technical Race Services	8	7:43.04	7.40	83.97	56.94	4	85.35
4	15	F6	Ben PHILLIPS	Honda 600	JC Garages	8	7:45.42	9.78	83.54	57.02	4	85.23
5	2	F6 N	Ben SCRANAGE	Suzuki 600		8	7:48.39	12.75	83.01	57.23	6	84.92
6	78	F6 N	Gavin SMITH	Yamaha 600		8	7:59.49	23.85	81.09	58.76	4	82.71
7	56	F6	Roger SLATER	Yamaha 600	SPA Motorsport	8	8:05.28	29.64	80.12	59.43	3	81.78
8	156	SS	Anthony HAYWOOD	Yamaha 600	Alan Haywood Haulage	8	8:07.50	31.86	79.75	59.20	7	82.09
9	3	F6 N	Stuart HALL	Kawasaki 600	Triple M	8	8:07.93	32.29	79.68	59.14	7	82.18
10	60	SS	Jonathan JENKINS	Yamaha 600	TRS	8	8:10.88	35.24	79.20	1:00.04	7	80.95
11	90	F6 N	Mark WOOD	Yamaha 600		8	8:13.37	37.73	78.80	1:00.54	5	80.28
12	80	SS	Barry DRUMMOND	Suzuki 600	Make A Wish	8	8:24.68	49.04	77.04	1:00.75	8	80.00
13	20	PI	Lee HEMBURY	Yamaha 600	King William Inn	8	8:26.29	50.65	76.79	1:01.21	8	79.40
14	30	PI	Harley PREBBLE	Yamaha 600		8	8:26.29	50.65	76.79	1:01.07	8	79.58
15	38	F6	Steve ALLEN	Honda 600	Hamilton Community Ho	8	8:27.37	51.73	76.63	1:01.14	8	79.49
16	25	F6 N	Roman CHAPAEV	Honda 600		8	8:28.24	52.60	76.50	1:01.57	5	78.93
17	158	F6	Paul ROGERS	Yamaha 600	Trentside Garage	8	8:29.06	53.42	76.38	1:01.61	5	78.88
18	5	F6	John DAVEY	Honda 600		8	8:38.75	1:03.11	74.95	1:02.78	3	77.41
19	62	F6	Darren PUGH	Honda 600	Team Fallout Racing	7	7:48.61	1 Lap	72.60	1:05.04	7	74.72

Not-Classified

82	SS N	Gary ANSLOW	Yamaha 600			6	6:09.15	DNF	78.99	59.64	5	81.49
74	PI N	John MCGOVERN	Yamaha 600	Kirsty Tiller		4	4:33.17	DNF	71.16	1:05.90	4	73.75

Fastest Lap

111	SS	John SIMPSON	Yamaha 600	Trickbits UK						55.74	3	87.19
71	F6 N	Jody LEES	Yamaha 600	Midland VW						56.65	5	85.79
30	PI	Harley PREBBLE	Yamaha 600							1:01.07	8	79.58

Start Time : 15:21

22 Mar 09 15:25

Clerk of Course :

Time Issued :

Chief Timekeeper : Anthony Smith

THESE RESULTS REMAIN PROVISIONAL FOR A MINIMUM OF 30 MINUTES FROM THE TIME OF ISSUE

HS Sports Timing and Results Systems - Results and Lap Times at www.hssports.co.uk

600 CHAMPIONSHIPS

LAP TIMES - RACE 10

2	Ben SCRANAGE									
Lap	1	2	3	4	5	6	7	8	9	10
1	1:03.22	57.68	57.43	58.41	57.49	57.23	57.31	59.62		
3	Stuart HALL									
Lap	1	2	3	4	5	6	7	8	9	10
1	1:08.59	1:00.41	1:00.32	1:00.08	1:00.13	59.26	59.14	1:00.00		
5	John DAVEY									
Lap	1	2	3	4	5	6	7	8	9	10
1	1:11.50	1:03.86	1:02.78	1:03.31	1:03.33	1:04.34	1:04.83	1:04.80		
15	Ben PHILLIPS									
Lap	1	2	3	4	5	6	7	8	9	10
1	1:02.39	58.89	57.95	57.02	57.31	57.34	57.07	57.45		
20	Lee HEMBURY									
Lap	1	2	3	4	5	6	7	8	9	10
1	1:11.50	1:02.73	1:03.11	1:01.80	1:01.65	1:02.02	1:02.27	1:01.21		
21	William JONES									
Lap	1	2	3	4	5	6	7	8	9	10
1	1:01.43	57.24	57.08	56.94	57.14	57.76	57.31	58.14		
25	Roman CHAPAEV									
Lap	1	2	3	4	5	6	7	8	9	10
1	1:09.62	1:04.04	1:02.34	1:02.23	1:01.57	1:02.11	1:04.26	1:02.07		
30	Harley PREBBLE									
Lap	1	2	3	4	5	6	7	8	9	10
1	1:10.73	1:03.32	1:02.33	1:02.12	1:01.53	1:02.34	1:02.85	1:01.07		
38	Steve ALLEN									
Lap	1	2	3	4	5	6	7	8	9	10
1	1:10.23	1:02.86	1:01.70	1:02.45	1:01.46	1:01.92	1:05.61	1:01.14		
56	Roger SLATER									
Lap	1	2	3	4	5	6	7	8	9	10
1	1:05.41	59.85	59.43	59.62	1:00.30	1:00.21	1:00.06	1:00.40		
60	Jonathan JENKINS									
Lap	1	2	3	4	5	6	7	8	9	10
1	1:06.12	1:00.80	1:00.56	1:01.13	1:01.54	1:00.52	1:00.04	1:00.17		
62	Darren PUGH									
Lap	1	2	3	4	5	6	7	8	9	10
1	1:14.10	1:06.60	1:06.10	1:05.72	1:05.21	1:05.84	1:05.04			
71	Jody LEES									
Lap	1	2	3	4	5	6	7	8	9	10
1	1:02.70	57.23	57.00	56.69	56.65	56.84	56.98	58.75		

74	John MCGOVERN										
	Lap	1	2	3	4	5	6	7	8	9	10
	1	1:14.42	1:06.75	1:06.10	1:05.90						
78	Gavin SMITH										
	Lap	1	2	3	4	5	6	7	8	9	10
	1	1:04.73	59.64	59.08	58.76	58.91	59.01	59.43	59.93		
80	Barry DRUMMOND										
	Lap	1	2	3	4	5	6	7	8	9	10
	1	1:08.33	2:06.13		1:01.98	1:02.52	1:01.73	1:03.24	1:00.75		
82	Gary ANSLOW										
	Lap	1	2	3	4	5	6	7	8	9	10
	1	1:06.56	1:00.59	1:00.60	1:01.25	59.64	1:00.51				
90	Mark WOOD										
	Lap	1	2	3	4	5	6	7	8	9	10
	1	1:07.72	1:00.56	1:00.65	1:01.31	1:00.54	1:00.58	1:00.86	1:01.15		
111	John SIMPSON										
	Lap	1	2	3	4	5	6	7	8	9	10
	1	1:00.66	56.12	55.74	55.79	55.92	56.24	56.52	58.65		
156	Anthony HAYWOOD										
	Lap	1	2	3	4	5	6	7	8	9	10
	1	1:08.14	1:00.70	1:00.32	1:00.22	59.87	59.41	59.20	59.64		
158	Paul ROGERS										
	Lap	1	2	3	4	5	6	7	8	9	10
	1	1:11.19	1:03.36	1:03.35	1:01.78	1:01.61	1:01.86	1:03.85	1:02.06		

Lap Chart

600 CHAMPIONSHIPS - RACE 10

Lap 1		Lap 2		Lap 3		Lap 4		Lap 5		Lap 6		Lap 7		Lap 8		Lap 9		Lap 10	
No	Time	No	Time	No	Time	No	Time	No	Time	No	Time	No	Time	No	Time	No	Time	No	Time
111	1:00.66	111	1:56.78	111	2:52.52	111	3:48.31	111	4:44.23	111	5:40.47	111	6:36.99	111	7:35.64				
21	1:01.43	21	1:58.67	21	2:55.75	21	3:52.69	21	4:49.83	71	5:47.11	62	6:43.57 *1	71	7:42.84				
15	1:02.39	71	1:59.93	71	2:56.93	71	3:53.62	71	4:50.27	21	5:47.59	71	6:44.09	21	7:43.04				
71	1:02.70	2	2:00.90	2	2:58.33	15	3:56.25	15	4:53.56	15	5:50.90	21	6:44.90	15	7:45.42				
2	1:03.22	15	2:01.28	15	2:59.23	2	3:56.74	2	4:54.23	2	5:51.46	15	6:47.97	2	7:48.39				
78	1:04.73	78	2:04.37	78	3:03.45	78	4:02.21	78	5:01.12	78	6:00.13	2	6:48.77	62	7:48.61 *1				
56	1:05.41	56	2:05.26	56	3:04.69	56	4:04.31	56	5:04.61	56	6:04.82	78	6:59.56	78	7:59.49				
60	1:06.12	60	2:06.92	60	3:07.48	60	4:08.61	82	5:08.64	156	6:08.66	56	7:04.88	56	8:05.28				
82	1:06.56	82	2:07.15	82	3:07.75	82	4:09.00	156	5:09.25	3	6:08.79	156	7:07.86	156	8:07.50				
90	1:07.72	90	2:08.28	90	3:08.93	156	4:09.38	3	5:09.53	82	6:09.15	3	7:07.93	3	8:07.93				
156	1:08.14	156	2:08.84	156	3:09.16	3	4:09.40	60	5:10.15	60	6:10.67	60	7:10.71	60	8:10.88				
80	1:08.33	3	2:09.00	3	3:09.32	90	4:10.24	90	5:10.78	90	6:11.36	90	7:12.22	90	8:13.37				
3	1:08.59	38	2:13.09	80	3:14.46 *1	80	4:16.44	38	5:18.70	38	6:20.62	80	7:23.93	80	8:24.68				
25	1:09.62	25	2:13.66	38	3:14.79	38	4:17.24	80	5:18.96	80	6:20.69	20	7:25.08	20	8:26.29				
38	1:10.23	30	2:14.05	25	3:16.00	25	4:18.23	25	5:19.80	25	6:21.91	30	7:25.22	30	8:26.29				
30	1:10.73	20	2:14.23	30	3:16.38	30	4:18.50	30	5:20.03	30	6:22.37	25	7:26.17	38	8:27.37				
158	1:11.19	158	2:14.55	20	3:17.34	20	4:19.14	20	5:20.79	20	6:22.81	38	7:26.23	25	8:28.24				
20	1:11.50	5	2:15.36	158	3:17.90	158	4:19.68	158	5:21.29	158	6:23.15	158	7:27.00	158	8:29.06				
5	1:11.50	62	2:20.70	5	3:18.14	5	4:21.45	5	5:24.78	5	6:29.12	5	7:33.95	5	8:38.75				
62	1:14.10	74	2:21.17	62	3:26.80	62	4:32.52	62	5:37.73										
74	1:14.42			74	3:27.27	74	4:33.17												

NEW ERA RACE RESULTS

SOUND OF THUNDER

RESULTS BY



HS Sports Ltd
Unit 5, Radnor Park Industrial Estate
Congleton, Cheshire CW12 4XN
Tel. +44 (0)1260 275708
Fax +44 (0)1260 278352
www.hssports.co.uk

NEW ERA RACE RESULTS

Mallory Park - Sunday 22nd March 2009

Club Championships - Round 1

SOUND OF THUNDER

TIMED PRACTICE

Pl	No	Cl	Name	Machine	Entrant/Sponsor	Laps	Time on Lap	Behind	MPH
1	17	ST	Lee REVELEY	Ducati 1098	E2E Solutions	4	57.00	2	85.26
2	60	ST	David HOOD	Ducati 999		9	58.34	3	83.30
3	122	ST	Chris NORRIS	Ducati 1099		7	58.44	7	83.16
4	155	ST	Matthew WHITEHEAD	Aprilia 1000	John Carr Motorcycles	11	58.63	10	82.89
5	21	ST	Dan CRUICKSHANK	Triumph 675	The Tinda Lee Group	5	58.66	4	82.85
6	76	ST	Andrew PATCH	Aprilia 1000	WM Stevens Motor Eng	7	59.04	5	82.32
7	15	ST N	Andy BLACKMAN	Aprilia 1000		9	59.21	4	82.08
8	20	ST	Paul MARTIN	Aprilia 1000	Mick Martin Autos	9	59.41	4	81.80
9	10	ST	Tom WARNER	Ducati 1098	Charles Warner Ltd	11	59.43	4	81.78
10	44	ST	Kevin ADDLESEE	Aprilia 1000	GP Motorcycles	10	1:00.73	7	80.03
11	77	ST N	John LEWIS	Aprilia 998		10	1:02.05	6	78.32
12	12	ST N	Philip CORLESS	Ducati 1098	Elite Cars	7	1:02.43	5	77.85
13	51	ST	Peter PALLATT	Triumph 955	Jayne Wendy Racing	6	1:04.03	5	75.90
14	2	ST N	Mark COPE	Triumph 675		8	1:05.29	8	74.44

Start Time : 11:17

22 Mar 09 11:27

Clerk of Course :

Time Issued :

Chief Timekeeper : Anthony Smith

THESE RESULTS REMAIN PROVISIONAL FOR A MINIMUM OF 30 MINUTES FROM THE TIME OF ISSUE

HS Sports Timing and Results Systems - Results and Lap Times at www.hssports.co.uk

SOUND OF THUNDER

LAP TIMES - TIMED PRACTICE

2	Mark COPE										
	Lap	1	2	3	4	5	6	7	8	9	10
	1	1:08.52	1:07.51	1:06.32	1:05.34	1:06.23	1:06.16	1:05.68	1:05.29		
10	Tom WARNER										
	Lap	1	2	3	4	5	6	7	8	9	10
	1	1:01.03	1:01.24	1:00.61	59.43	59.78	1:00.04	59.76	1:01.88	59.61	1:00.31
	11	1:01.25									
12	Philip CORLESS										
	Lap	1	2	3	4	5	6	7	8	9	10
	1	1:04.52	1:03.68	1:02.70	1:03.62	1:02.43	1:03.02	1:02.60			
15	Andy BLACKMAN										
	Lap	1	2	3	4	5	6	7	8	9	10
	1	59.90	1:00.47	59.50	59.21	59.62	59.94	1:00.07	1:00.00	59.48	
17	Lee REVELEY										
	Lap	1	2	3	4	5	6	7	8	9	10
	1	57.56	57.00	1:01.96	57.59						
20	Paul MARTIN										
	Lap	1	2	3	4	5	6	7	8	9	10
	1	1:00.67	1:00.79	1:01.17	59.41	59.51	59.85	1:00.44	1:02.02	59.65	
21	Dan CRUICKSHANK										
	Lap	1	2	3	4	5	6	7	8	9	10
	1	1:00.44	1:00.21	59.09	58.66	59.02					
44	Kevin ADDLESEE										
	Lap	1	2	3	4	5	6	7	8	9	10
	1	1:03.10	1:03.09	1:01.90	1:01.04	1:01.20	1:01.20	1:00.73	1:01.51	1:00.89	1:01.38
51	Peter PALLATT										
	Lap	1	2	3	4	5	6	7	8	9	10
	1	1:05.00	1:04.78	1:05.25	1:04.60	1:04.03	1:04.44				
60	David HOOD										
	Lap	1	2	3	4	5	6	7	8	9	10
	1	1:00.14	59.39	58.34	58.93	59.36	59.55	1:00.31	1:00.04	59.32	
76	Andrew PATCH										
	Lap	1	2	3	4	5	6	7	8	9	10
	1	59.95	59.58	59.34	59.19	59.04	59.46	59.64			
77	John LEWIS										
	Lap	1	2	3	4	5	6	7	8	9	10
	1	1:03.48	1:03.47	1:03.95	1:02.78	1:02.65	1:02.05	1:02.55	1:02.33	1:02.40	1:02.32
122	Chris NORRIS										
	Lap	1	2	3	4	5	6	7	8	9	10

1	1:03.31	59.65	58.54	58.92	59.45	58.55	58.44
---	---------	-------	-------	-------	-------	-------	-------

155 Matthew WHITEHEAD


Lap	1	2	3	4	5	6	7	8	9	10
1	1:00.49	59.52	1:00.67	59.36	59.57	1:01.09	1:00.50	1:07.54	58.83	58.63
11	59.28									

NEW ERA RACE GRID

SOUND OF THUNDER

RACE 5 & RACE 11

ROW 4	16	15	2 01:05.290 COPE 14	51 01:04.030 PALLATT 13
ROW 3	12 01:02.430 CORLESS 12	77 01:02.050 LEWIS 11	44 01:00.730 ADDLESEE 10	10 00:59.430 WARNER 9
ROW 2	20 00:59.410 MARTIN 8	15 00:59.210 BLACKMAN 7	76 00:59.040 PATCH 6	21 00:58.660 CRUICKSHANK 5
ROW 1	155 00:58.630 WHITEHEAD 4	122 00:58.440 NORRIS 3	60 00:58.340 HOOD 2	17 00:57.000 REVELEY 1
				POLE



NEW ERA RACE RESULTS

Mallory Park - Sunday 22nd March 2009

Club Championships - Round 1

SOUND OF THUNDER

RESULT - RACE 5

PI	No	Cl	Name	Machine	Entrant/Sponsor	Laps	Time	Behind	MPH	Best Lap on	MPH
1	17	ST	Lee REVELEY	Ducati 1098	E2E Solutions	8	7:45.77		83.47	56.51	5 86.00
2	122	ST	Chris NORRIS	Ducati 1099		8	7:46.83	1.06	83.29	57.13	4 85.07
3	76	ST	Andrew PATCH	Aprilia 1000	WM Stevens Motor Eng	8	8:00.83	15.06	80.86	58.56	6 82.99
4	155	ST	Matthew WHITEHEAD	Aprilia 1000	John Carr Motorcycles	8	8:02.47	16.70	80.59	57.98	8 83.82
5	21	ST	Dan CRUICKSHANK	Triumph 675	The Tinda Lee Group	8	8:02.76	16.99	80.54	58.54	8 83.02
6	10	ST	Tom WARNER	Ducati 1098	Charles Warner Ltd	8	8:07.57	21.80	79.74	59.43	7 81.78
7	20	ST	Paul MARTIN	Aprilia 1000	Mick Martin Autos	8	8:09.14	23.37	79.49	59.83	6 81.23
8	44	ST	Kevin ADDLESEE	Aprilia 1000	GP Motorcycles	8	8:24.09	38.32	77.13	1:01.54	3 78.97
9	12	ST N	Philip CORLESS	Ducati 1098	Elite Cars	8	8:29.14	43.37	76.36	1:02.17	4 78.17
10	77	ST N	John LEWIS	Aprilia 998		8	8:31.61	45.84	76.00	1:01.56	8 78.95
11	2	ST N	Mark COPE	Triumph 675		8	8:34.72	48.95	75.54	1:02.44	7 77.83
12	51	ST	Peter PALLATT	Triumph 955	Jayne Wendy Racing	8	8:47.14	1:01.37	73.76	1:04.38	7 75.49

Not-Classified

15	ST N	Andy BLACKMAN	Aprilia 1000	0	Starter
60	ST	David HOOD	Ducati 999	0	Starter

Fastest Lap

17	ST	Lee REVELEY	Ducati 1098	E2E Solutions	56.51	5 86.00
----	----	-------------	-------------	---------------	-------	---------

Start Time : 14:01

22 Mar 09 14:07

Clerk of Course :

Time Issued :

Chief Timekeeper : Anthony Smith

THESE RESULTS REMAIN PROVISIONAL FOR A MINIMUM OF 30 MINUTES FROM THE TIME OF ISSUE

HS Sports Timing and Results Systems - Results and Lap Times at www.hssports.co.uk

SOUND OF THUNDER

LAP TIMES - RACE 5

2	Mark COPE										
	Lap	1	2	3	4	5	6	7	8	9	10
	1	1:11.78	1:03.25	1:03.70	1:03.96	1:03.77	1:02.61	1:02.44	1:03.21		
10	Tom WARNER										
	Lap	1	2	3	4	5	6	7	8	9	10
	1	1:07.99	1:00.72	59.92	1:00.01	59.75	59.81	59.43	59.94		
12	Philip CORLESS										
	Lap	1	2	3	4	5	6	7	8	9	10
	1	1:10.25	1:03.19	1:02.31	1:02.17	1:03.08	1:02.60	1:02.38	1:03.16		
17	Lee REVELEY										
	Lap	1	2	3	4	5	6	7	8	9	10
	1	1:06.08	58.52	57.12	56.81	56.51	56.81	56.64	57.28		
20	Paul MARTIN										
	Lap	1	2	3	4	5	6	7	8	9	10
	1	1:08.51	1:00.33	1:00.00	1:00.16	59.91	59.83	59.92	1:00.48		
21	Dan CRUICKSHANK										
	Lap	1	2	3	4	5	6	7	8	9	10
	1	1:06.58	59.36	59.92	1:01.01	59.65	59.14	58.56	58.54		
44	Kevin ADDLESEE										
	Lap	1	2	3	4	5	6	7	8	9	10
	1	1:08.96	1:01.90	1:01.54	1:02.07	1:02.04	1:02.92	1:02.19	1:02.47		
51	Peter PALLATT										
	Lap	1	2	3	4	5	6	7	8	9	10
	1	1:11.30	1:05.95	1:05.16	1:05.70	1:04.84	1:04.52	1:04.38	1:05.29		
76	Andrew PATCH										
	Lap	1	2	3	4	5	6	7	8	9	10
	1	1:07.51	58.97	59.75	59.42	58.72	58.56	58.63	59.27		
77	John LEWIS										
	Lap	1	2	3	4	5	6	7	8	9	10
	1	1:12.57	1:04.24	1:02.98	1:03.70	1:02.34	1:02.38	1:01.84	1:01.56		
122	Chris NORRIS										
	Lap	1	2	3	4	5	6	7	8	9	10
	1	1:04.39	57.50	57.27	57.13	57.97	57.30	57.66	57.61		
155	Matthew WHITEHEAD										
	Lap	1	2	3	4	5	6	7	8	9	10
	1	1:06.27	59.87	1:00.22	1:00.76	59.73	59.10	58.54	57.98		

Lap Chart

SOUND OF THUNDER - RACE 5

Lap 1		Lap 2		Lap 3		Lap 4		Lap 5		Lap 6		Lap 7		Lap 8		Lap 9		Lap 10	
No	Time	No	Time	No	Time	No	Time	No	Time	No	Time	No	Time	No	Time	No	Time	No	Time
122	1:04.39	122	2:01.89	122	2:59.16	122	3:56.29	122	4:54.26	122	5:51.56	17	6:48.49	17	7:45.77				
17	1:06.08	17	2:04.60	17	3:01.72	17	3:58.53	17	4:55.04	17	5:51.85	122	6:49.22	122	7:46.83				
155	1:06.27	21	2:05.94	21	3:05.86	76	4:05.65	76	5:04.37	76	6:02.93	76	7:01.56	76	8:00.83				
21	1:06.58	155	2:06.14	76	3:06.23	21	4:06.87	21	5:06.52	21	6:05.66	21	7:04.22	155	8:02.47				
76	1:07.51	76	2:06.48	155	3:06.36	155	4:07.12	155	5:06.85	155	6:05.95	155	7:04.49	21	8:02.76				
10	1:07.99	10	2:08.71	10	3:08.63	10	4:08.64	10	5:08.39	10	6:08.20	10	7:07.63	10	8:07.57				
20	1:08.51	20	2:08.84	20	3:08.84	20	4:09.00	20	5:08.91	20	6:08.74	20	7:08.66	20	8:09.14				
44	1:08.96	44	2:10.86	44	3:12.40	44	4:14.47	44	5:16.51	44	6:19.43	44	7:21.62	44	8:24.09				
12	1:10.25	12	2:13.44	12	3:15.75	12	4:17.92	12	5:21.00	12	6:23.60	12	7:25.98	12	8:29.14				
51	1:11.30	2	2:15.03	2	3:18.73	2	4:22.69	77	5:25.83	77	6:28.21	77	7:30.05	77	8:31.61				
2	1:11.78	77	2:16.81	77	3:19.79	77	4:23.49	2	5:26.46	2	6:29.07	2	7:31.51	2	8:34.72				
77	1:12.57	51	2:17.25	51	3:22.41	51	4:28.11	51	5:32.95	51	6:37.47	51	7:41.85	51	8:47.14				

NEW ERA RACE RESULTS

Mallory Park - Sunday 22nd March 2009

Club Championships - Round 1

SOUND OF THUNDER

RESULT - RACE 11

Pl	No	Cl	Name	Machine	Entrant/Sponsor	Laps	Time	Behind	MPH	Best Lap on	MPH
1	17	ST	Lee REVELEY	Ducati 1098	E2E Solutions	8	7:44.24		83.75	56.81	5 85.55
2	122	ST	Chris NORRIS	Ducati 1099		8	7:49.28	5.04	82.85	57.65	5 84.30
3	76	ST	Andrew PATCH	Aprilia 1000	WM Stevens Motor Eng	8	7:53.69	9.45	82.08	57.72	7 84.20
4	155	ST	Matthew WHITEHEAD	Aprilia 1000	John Carr Motorcycles	8	7:53.82	9.58	82.06	58.09	7 83.66
5	60	ST	David HOOD	Ducati 999		8	7:56.60	12.36	81.58	57.82	4 84.05
6	10	ST	Tom WARNER	Ducati 1098	Charles Warner Ltd	8	8:06.76	22.52	79.88	59.52	8 81.65
7	21	ST	Dan CRUICKSHANK	Triumph 675	The Tinda Lee Group	8	8:09.30	25.06	79.46	59.59	4 81.56
8	20	ST	Paul MARTIN	Aprilia 1000	Mick Martin Autos	8	8:12.18	27.94	79.00	59.85	8 81.20
9	44	ST	Kevin ADDLESEE	Aprilia 1000	GP Motorcycles	8	8:12.55	28.31	78.94	59.77	8 81.31
10	77	ST N	John LEWIS	Aprilia 998		8	8:23.87	39.63	77.16	1:01.25	8 79.35
11	12	ST N	Philip CORLESS	Ducati 1098	Elite Cars	8	8:26.66	42.42	76.74	1:01.55	2 78.96
12	2	ST N	Mark COPE	Triumph 675		8	8:32.95	48.71	75.80	1:02.68	2 77.54

Fastest Lap

17	ST	Lee REVELEY	Ducati 1098	E2E Solutions					56.81	5	85.55
----	----	-------------	-------------	---------------	--	--	--	--	-------	---	-------

Start Time : 15:34

22 Mar 09 15:40

Clerk of Course :

Time Issued :

Chief Timekeeper : Anthony Smith

THESE RESULTS REMAIN PROVISIONAL FOR A MINIMUM OF 30 MINUTES FROM THE TIME OF ISSUE

HS Sports Timing and Results Systems - Results and Lap Times at www.hssports.co.uk

SOUND OF THUNDER

LAP TIMES - RACE 11

2	Mark COPE										
	Lap	1	2	3	4	5	6	7	8	9	10
	1	1:10.56	1:02.68	1:03.18	1:03.20	1:03.37	1:02.84	1:03.97	1:03.15		
10	Tom WARNER										
	Lap	1	2	3	4	5	6	7	8	9	10
	1	1:06.70	1:00.05	1:00.22	59.87	1:00.72	59.88	59.80	59.52		
12	Philip CORLESS										
	Lap	1	2	3	4	5	6	7	8	9	10
	1	1:09.37	1:01.55	1:02.32	1:04.05	1:02.59	1:02.74	1:01.92	1:02.12		
17	Lee REVELEY										
	Lap	1	2	3	4	5	6	7	8	9	10
	1	1:03.40	57.66	57.15	56.92	56.81	56.99	57.14	58.17		
20	Paul MARTIN										
	Lap	1	2	3	4	5	6	7	8	9	10
	1	1:08.53	1:01.22	1:00.79	1:00.73	1:00.44	1:00.66	59.96	59.85		
21	Dan CRUICKSHANK										
	Lap	1	2	3	4	5	6	7	8	9	10
	1	1:05.91	1:00.47	1:00.89	59.59	1:00.14	1:01.11	1:00.55	1:00.64		
44	Kevin ADDLESEE										
	Lap	1	2	3	4	5	6	7	8	9	10
	1	1:08.31	1:01.32	1:00.65	1:00.47	1:00.65	1:00.54	1:00.84	59.77		
60	David HOOD										
	Lap	1	2	3	4	5	6	7	8	9	10
	1	1:06.00	58.66	58.45	57.82	59.06	58.98	58.47	59.16		
76	Andrew PATCH										
	Lap	1	2	3	4	5	6	7	8	9	10
	1	1:05.76	58.21	58.75	58.75	58.65	57.88	57.72	57.97		
77	John LEWIS										
	Lap	1	2	3	4	5	6	7	8	9	10
	1	1:09.95	1:01.77	1:02.69	1:02.23	1:02.14	1:01.53	1:02.31	1:01.25		
122	Chris NORRIS										
	Lap	1	2	3	4	5	6	7	8	9	10
	1	1:03.12	58.72	57.74	57.86	57.65	58.11	57.73	58.35		
155	Matthew WHITEHEAD										
	Lap	1	2	3	4	5	6	7	8	9	10
	1	1:04.60	58.88	58.69	58.69	58.22	58.14	58.09	58.51		

Lap Chart

SOUND OF THUNDER - RACE 11

Lap 1		Lap 2		Lap 3		Lap 4		Lap 5		Lap 6		Lap 7		Lap 8		Lap 9		Lap 10	
No	Time	No	Time	No	Time	No	Time	No	Time	No	Time	No	Time	No	Time	No	Time	No	Time
122	1:03.12	17	2:01.06	17	2:58.21	17	3:55.13	17	4:51.94	17	5:48.93	17	6:46.07	17	7:44.24				
17	1:03.40	122	2:01.84	122	2:59.58	122	3:57.44	122	4:55.09	122	5:53.20	122	6:50.93	122	7:49.28				
155	1:04.60	155	2:03.48	155	3:02.17	155	4:00.86	155	4:59.08	155	5:57.22	155	6:55.31	76	7:53.69				
76	1:05.76	76	2:03.97	76	3:02.72	60	4:00.93	60	4:59.99	76	5:58.00	76	6:55.72	155	7:53.82				
21	1:05.91	60	2:04.66	60	3:03.11	76	4:01.47	76	5:00.12	60	5:58.97	60	6:57.44	60	7:56.60				
60	1:06.00	21	2:06.38	10	3:06.97	10	4:06.84	21	5:07.00	10	6:07.44	10	7:07.24	10	8:06.76				
10	1:06.70	10	2:06.75	21	3:07.27	21	4:06.86	10	5:07.56	21	6:08.11	21	7:08.66	21	8:09.30				
44	1:08.31	44	2:09.63	44	3:10.28	44	4:10.75	44	5:11.40	44	6:11.94	20	7:12.33	20	8:12.18				
20	1:08.53	20	2:09.75	20	3:10.54	20	4:11.27	20	5:11.71	20	6:12.37	44	7:12.78	44	8:12.55				
12	1:09.37	12	2:10.92	12	3:13.24	77	4:16.64	77	5:18.78	77	6:20.31	77	7:22.62	77	8:23.87				
77	1:09.95	77	2:11.72	77	3:14.41	12	4:17.29	12	5:19.88	12	6:22.62	12	7:24.54	12	8:26.66				
2	1:10.56	2	2:13.24	2	3:16.42	2	4:19.62	2	5:22.99	2	6:25.83	2	7:29.80	2	8:32.95				

NEW ERA RACE RESULTS

PRO-BIKE OPEN

RESULTS BY



HS Sports Ltd
Unit 5, Radnor Park Industrial Estate
Congleton, Cheshire CW12 4XN
Tel. +44 (0)1260 275708
Fax +44 (0)1260 278352
www.hssports.co.uk

NEW ERA RACE RESULTS

Mallory Park - Sunday 22nd March 2009

Club Championships - Round 1

PRO-BIKE OPEN

TIMED PRACTICE

Pl	No	Cl	Name	Machine	Entrant/Sponsor	Laps	Time on Lap	Behind	MPH	
1	6	PB	Doug JOHNSON	Kawasaki 1000		5	54.87	3	88.57	
2	77	PB	Phillip CROWE	Suzuki 1000	Moto 46 / Holbeach Tyres	4	54.89	3	00.02	88.54
3	11	PB	Glen SHAW	Yamaha 1000	Motographix Bikes	9	55.25	6	00.38	87.96
4	41	PB	Mark LITTLER	Kawasaki 1000	Laser Process Ltd	9	55.29	9	00.42	87.90
5	32	PB	David FERNS	Yamaha 1000	Hazel Grove Plumbing	11	56.70	4	01.83	85.71
6	17	PB	Lee REVELEY	Ducati 1098	E2E Solutions	9	57.25	8	02.38	84.89
7	67	PB	Ian McSEVENEY	Kawasaki 1000	Buckingham Group	9	57.27	4	02.40	84.86
8	3	PB	Simon FENWICK	Kawasaki 1000		3	57.86	2	02.99	84.00
9	212	PB	Pete WESTON	Yamaha 1000	Trentside Garage	11	58.17	11	03.30	83.55
10	28	PB	Philip BROOKS	Yamaha 1000	Mediatech Direct CTR	2	58.24	2	03.37	83.45
11	74	PB	Wayne DUNFORD	Yamaha 1000	76Racing.com	11	58.39	8	03.52	83.23
12	44	PB	Brett PRICE	Yamaha 1000	RJ Brookes Haulage	10	58.79	5	03.92	82.67
13	13	PB	Stef COOK	Suzuki 750	A&M Motorcycles	10	59.09	4	04.22	82.25
14	73	PB	Patrick WALKER	Kawasaki 1000	Sapphire Glass Merchants	5	59.85	1	04.98	81.20
15	113	PB N	Gordon SCOTT	Suzuki 1000		10	59.90	3	05.03	81.14
16	4	PB N	Nicolas GROBLER	Yamaha 1000	Avelon Digital Instalations	10	1:02.14	9	07.27	78.21
17	89	PB N	John BOAKYE	Kawasaki 1000		7	1:02.25	6	07.38	78.07
18	39	PB	Sean HAYES	Suzuki 1000	Circuit Based Training	6	1:03.76	6	08.89	76.22
19	149	PB	Steve GIBSON	Yamaha 1000	Mediatech Direct CTR	1	1:08.07	1	13.20	71.40

Start Time : 11:02

22 Mar 09 11:11

Clerk of Course :

Time Issued :

Chief Timekeeper : Anthony Smith

THESE RESULTS REMAIN PROVISIONAL FOR A MINIMUM OF 30 MINUTES FROM THE TIME OF ISSUE

HS Sports Timing and Results Systems - Results and Lap Times at www.hssports.co.uk

PRO-BIKE OPEN

LAP TIMES - TIMED PRACTICE

3	Simon FENWICK									
Lap	1	2	3	4	5	6	7	8	9	10
1	58.01	57.86	58.12							
4	Nicolas GROBLER									
Lap	1	2	3	4	5	6	7	8	9	10
1	1:02.72	1:03.33	1:03.62	1:03.02	1:03.53	1:03.39	1:03.22	1:02.56	1:02.14	1:02.49
6	Doug JOHNSON									
Lap	1	2	3	4	5	6	7	8	9	10
1	56.12	55.42	54.87	55.09	55.61					
11	Glen SHAW									
Lap	1	2	3	4	5	6	7	8	9	10
1	58.76	55.42	55.91	55.68	55.41	55.25	57.61	57.16	56.43	
13	Stef COOK									
Lap	1	2	3	4	5	6	7	8	9	10
1	59.72	59.24	59.16	59.09	59.54	59.36	59.66	59.50	59.50	59.26
17	Lee REVELEY									
Lap	1	2	3	4	5	6	7	8	9	10
1	1:01.34	58.68	57.92	57.55	57.52	57.38	58.31	57.25	1:21.58	
28	Philip BROOKS									
Lap	1	2	3	4	5	6	7	8	9	10
1	59.41	58.24								
32	David FERNS									
Lap	1	2	3	4	5	6	7	8	9	10
1	58.04	57.97	57.30	56.70	56.98	58.03	56.82	57.57	57.42	58.07
11	57.91									
39	Sean HAYES									
Lap	1	2	3	4	5	6	7	8	9	10
1	1:05.62	1:04.03	1:04.01	1:04.71	1:04.38	1:03.76				
41	Mark LITTLER									
Lap	1	2	3	4	5	6	7	8	9	10
1	57.16	56.68	55.81	55.78	56.95	55.83	55.59	58.84	55.29	
44	Brett PRICE									
Lap	1	2	3	4	5	6	7	8	9	10
1	1:00.15	1:00.87	1:00.11	59.80	58.79	59.78	1:00.09	59.68	1:00.07	59.87
67	Ian McSEVENEY									
Lap	1	2	3	4	5	6	7	8	9	10
1	58.13	58.46	58.60	57.27	58.38	58.28	58.85	58.88	58.95	
73	Patrick WALKER									
Lap	1	2	3	4	5	6	7	8	9	10

1 59.85 1:00.70 1:00.13 1:00.17 1:00.89

74 Wayne DUNFORD

Lap	1	2	3	4	5	6	7	8	9	10
1	58.90	58.51	59.61	58.71	58.85	1:00.02	1:00.31	58.39	58.53	59.73
11	59.94									

77 Phillip CROWE

Lap	1	2	3	4	5	6	7	8	9	10
1	56.22	55.35	54.89	59.34						

89 John BOAKYE

Lap	1	2	3	4	5	6	7	8	9	10
1	1:05.75	1:05.01	1:04.01	1:03.61	1:06.74	1:02.25	1:02.97			

113 Gordon SCOTT

Lap	1	2	3	4	5	6	7	8	9	10
1	1:00.97	1:00.09	59.90	1:00.15	1:00.55	1:00.51	1:01.18	1:00.62	1:02.85	1:00.29

149 Steve GIBSON

Lap	1	2	3	4	5	6	7	8	9	10
1	1:08.07									

212 Pete WESTON

Lap	1	2	3	4	5	6	7	8	9	10
1	59.98	1:00.93	58.50	58.22	58.88	59.15	59.78	58.64	59.20	1:03.60
11	58.17									


NEW ERA RACE GRID

PRO-BIKE OPEN CHAMPIONSHIP

RACE 7 & RACE 12

ROW 5	20	149 01:08.070 GIBSON 19	39 01:03.760 HAYES 18	89 01:02.250 BOAKYE 17
ROW 4	4 01:02.140 GROBLER 16	113 00:59.900 SCOTT 15	73 00:59.850 WALKER 14	13 00:59.090 COOK 13
ROW 3	44 00:58.790 PRICE 12	74 00:58.390 DUNFORD 11	28 00:58.240 BROOKS 10	212 00:58.170 WESTON 9
ROW 2	3 00:57.860 FENWICK 8	67 00:57.270 MCSEVENEY 7	17 00:57.250 REVELEY 6	32 00:56.700 FERNES 5
ROW 1	41 00:55.290 LITTLER 4	11 00:55.250 SHAW 3	77 00:54.890 CROWE 2	6 00:54.870 JOHNSON 1

POLE



NEW ERA RACE RESULTS

Mallory Park - Sunday 22nd March 2009

Club Championships - Round 1

PRO-BIKE OPEN CHAMPIONSHIP

RESULT - RACE 7

PI	No	Cl	Name	Machine	Entrant/Sponsor	Laps	Time	Behind	MPH	Best Lap on	MPH
1	41	PB	Mark LITTLER	Kawasaki 1000	Laser Process Ltd	8	7:26.60		87.06	54.87	5 88.57
2	6	PB	Doug JOHNSON	Kawasaki 1000		8	7:27.02	0.42	86.98	54.81	5 88.67
3	77	PB	Phillip CROWE	Suzuki 1000	Moto 46 / Holbeach Tyres	8	7:27.24	0.64	86.93	54.91	4 88.51
4	11	PB	Glen SHAW	Yamaha 1000	Motographix Bikes	8	7:35.94	9.34	85.27	55.81	5 87.08
5	28	PB	Philip BROOKS	Yamaha 1000	Mediatech Direct CTR	8	7:39.71	13.11	84.58	56.22	5 86.45
6	67	PB	Ian McSEVENEY	Kawasaki 1000	Buckingham Group	8	7:45.39	18.79	83.54	56.79	3 85.58
7	17	PB	Lee REVELEY	Ducati 1098	E2E Solutions	8	7:48.76	22.16	82.94	57.16	4 85.02
8	3	PB	Simon FENWICK	Kawasaki 1000		8	7:57.14	30.54	81.49	57.74	3 84.17
9	32	PB	David FERNS	Yamaha 1000	Hazel Grove Plumbing	8	7:58.47	31.87	81.26	57.30	8 84.82
10	212	PB	Pete WESTON	Yamaha 1000	Trentside Garage	8	8:00.23	33.63	80.96	58.28	8 83.39
11	44	PB	Brett PRICE	Yamaha 1000	RJ Brookes Haulage	8	8:05.68	39.08	80.05	59.35	5 81.89
12	73	PB	Patrick WALKER	Kawasaki 1000	Sapphire Glass Merchant	8	8:06.14	39.54	79.98	59.17	8 82.14
13	13	PB	Stef COOK	Suzuki 750	A&M Motorcycles	8	8:06.34	39.74	79.94	58.73	5 82.75
14	74	PB	Wayne DUNFORD	Yamaha 1000	76Racing.com	8	8:07.17	40.57	79.81	59.34	3 81.90
15	113	PB N	Gordon SCOTT	Suzuki 1000		8	8:14.95	48.35	78.55	1:00.31	8 80.58
16	149	PB	Steve GIBSON	Yamaha 1000	Mediatech Direct CTR	8	8:16.13	49.53	78.37	59.58	3 81.57
17	39	PB	Sean HAYES	Suzuki 1000	Circuit Based Training	8	8:26.11	59.51	76.82	1:01.23	6 79.37
18	89	PB N	John BOAKYE	Kawasaki 1000		7	7:30.42	1 Lap	75.53	1:02.59	3 77.65
19	4	PB N	Nicolas GROBLER	Yamaha 1000	Avelon Digital Instalation	7	7:36.77	1 Lap	74.48	1:03.49	5 76.55

Fastest Lap

6 PB Doug JOHNSON Kawasaki 1000 54.81 5 88.67

Start Time : 14:35

22 Mar 09 14:41

Clerk of Course :

Time Issued :

Chief Timekeeper : Anthony Smith

THESE RESULTS REMAIN PROVISIONAL FOR A MINIMUM OF 30 MINUTES FROM THE TIME OF ISSUE

HS Sports Timing and Results Systems - Results and Lap Times at www.hssports.co.uk

PRO-BIKE OPEN CHAMPIONSHIP

LAP TIMES - RACE 7

3	Simon FENWICK									
Lap	1	2	3	4	5	6	7	8	9	10
1	1:07.12	59.80	57.74	58.02	58.06	59.00	58.82	58.58		
4	Nicolas GROBLER									
Lap	1	2	3	4	5	6	7	8	9	10
1	1:13.42	1:03.50	1:03.61	1:03.76	1:03.49	1:04.39	1:04.60			
6	Doug JOHNSON									
Lap	1	2	3	4	5	6	7	8	9	10
1	1:00.59	55.56	55.17	54.99	54.81	55.38	55.13	55.39		
11	Glen SHAW									
Lap	1	2	3	4	5	6	7	8	9	10
1	1:02.61	57.26	55.94	55.97	55.81	55.95	55.98	56.42		
13	Stef COOK									
Lap	1	2	3	4	5	6	7	8	9	10
1	1:09.00	59.96	59.93	59.33	58.73	59.65	59.82	59.92		
17	Lee REVELEY									
Lap	1	2	3	4	5	6	7	8	9	10
1	1:06.13	58.58	57.18	57.16	57.18	57.24	57.47	57.82		
28	Philip BROOKS									
Lap	1	2	3	4	5	6	7	8	9	10
1	1:03.35	57.20	56.67	56.77	56.22	56.71	56.29	56.50		
32	David FERNS									
Lap	1	2	3	4	5	6	7	8	9	10
1	1:06.87	1:00.93	59.40	59.04	59.29	57.92	57.72	57.30		
39	Sean HAYES									
Lap	1	2	3	4	5	6	7	8	9	10
1	1:10.86	1:03.20	1:02.28	1:02.93	1:02.88	1:01.23	1:01.30	1:01.43		
41	Mark LITTLER									
Lap	1	2	3	4	5	6	7	8	9	10
1	59.67	55.66	55.16	55.03	54.87	55.04	55.82	55.35		
44	Brett PRICE									
Lap	1	2	3	4	5	6	7	8	9	10
1	1:05.92	1:00.94	59.94	1:00.44	59.35	59.52	1:00.05	59.52		
67	Ian McSEVENEY									
Lap	1	2	3	4	5	6	7	8	9	10
1	1:02.99	57.82	56.79	57.06	57.28	57.57	57.82	58.06		
73	Patrick WALKER									
Lap	1	2	3	4	5	6	7	8	9	10
1	1:07.76	1:00.63	59.78	59.86	59.85	59.43	59.66	59.17		

74	Wayne DUNFORD										
	Lap	1	2	3	4	5	6	7	8	9	10
	1	1:06.03	1:00.31	59.34	59.81	1:00.73	1:00.20	1:00.38	1:00.37		
77	Phillip CROWE										
	Lap	1	2	3	4	5	6	7	8	9	10
	1	1:00.72	54.99	55.33	54.91	54.91	55.06	55.70	55.62		
89	John BOAKYE										
	Lap	1	2	3	4	5	6	7	8	9	10
	1	1:10.60	1:02.62	1:02.59	1:03.27	1:03.99	1:03.14	1:04.21			
113	Gordon SCOTT										
	Lap	1	2	3	4	5	6	7	8	9	10
	1	1:08.88	1:02.97	1:00.41	1:00.72	1:00.62	1:00.56	1:00.48	1:00.31		
149	Steve GIBSON										
	Lap	1	2	3	4	5	6	7	8	9	10
	1	1:09.50	1:01.68	59.58	1:00.92	1:00.41	1:00.30	1:01.58	1:02.16		
212	Pete WESTON										
	Lap	1	2	3	4	5	6	7	8	9	10
	1	1:06.65	1:00.80	59.51	58.87	58.82	58.69	58.61	58.28		

Lap Chart

PRO-BIKE OPEN CHAMPIONSHIP - RACE 7

Lap 1		Lap 2		Lap 3		Lap 4		Lap 5		Lap 6		Lap 7		Lap 8		Lap 9		Lap 10	
No	Time	No	Time	No	Time	No	Time	No	Time	No	Time	No	Time	No	Time	No	Time	No	Time
41	59.67	41	1:55.33	41	2:50.49	41	3:45.52	41	4:40.39	41	5:35.43	41	6:31.25	41	7:26.60				
6	1:00.59	77	1:55.71	77	2:51.04	77	3:45.95	77	4:40.86	77	5:35.92	77	6:31.62	6	7:27.02				
77	1:00.72	6	1:56.15	6	2:51.32	6	3:46.31	6	4:41.12	6	5:36.50	6	6:31.63	77	7:27.24				
11	1:02.61	11	1:59.87	11	2:55.81	11	3:51.78	11	4:47.59	11	5:43.54	4	6:32.17 *1	89	7:30.42 *1				
67	1:02.99	28	2:00.55	28	2:57.22	28	3:53.99	28	4:50.21	28	5:46.92	11	6:39.52	11	7:35.94				
28	1:03.35	67	2:00.81	67	2:57.60	67	3:54.66	67	4:51.94	67	5:49.51	28	6:43.21	4	7:36.77 *1				
44	1:05.92	17	2:04.71	17	3:01.89	17	3:59.05	17	4:56.23	17	5:53.47	67	6:47.33	28	7:39.71				
74	1:06.03	74	2:06.34	3	3:04.66	3	4:02.68	3	5:00.74	3	5:59.74	17	6:50.94	67	7:45.39				
17	1:06.13	44	2:06.86	74	3:05.68	74	4:05.49	212	5:04.65	212	6:03.34	3	6:58.56	17	7:48.76				
212	1:06.65	3	2:06.92	44	3:06.80	212	4:05.83	32	5:05.53	32	6:03.45	32	7:01.17	3	7:57.14				
32	1:06.87	212	2:07.45	212	3:06.96	32	4:06.24	74	5:06.22	44	6:06.11	212	7:01.95	32	7:58.47				
3	1:07.12	32	2:07.80	32	3:07.20	44	4:07.24	44	5:06.59	74	6:06.42	44	7:06.16	212	8:00.23				
73	1:07.76	73	2:08.39	73	3:08.17	73	4:08.03	13	5:06.95	13	6:06.60	13	7:06.42	44	8:05.68				
113	1:08.88	13	2:08.96	13	3:08.89	13	4:08.22	73	5:07.88	73	6:07.31	74	7:06.80	73	8:06.14				
13	1:09.00	149	2:11.18	149	3:10.76	149	4:11.68	149	5:12.09	149	6:12.39	73	7:06.97	13	8:06.34				
149	1:09.50	113	2:11.85	113	3:12.26	113	4:12.98	113	5:13.60	113	6:14.16	149	7:13.97	74	8:07.17				
89	1:10.60	89	2:13.22	89	3:15.81	89	4:19.08	39	5:22.15	39	6:23.38	113	7:14.64	113	8:14.95				
39	1:10.86	39	2:14.06	39	3:16.34	39	4:19.27	89	5:23.07	89	6:26.21	39	7:24.68	149	8:16.13				
4	1:13.42	4	2:16.92	4	3:20.53	4	4:24.29	4	5:27.78					39	8:26.11				

NEW ERA RACE RESULTS

Mallory Park - Sunday 22nd March 2009

Club Championships - Round 1

PRO-BIKE OPEN CHAMPIONSHIP

RESULT - RACE 12

PI	No	Cl	Name	Machine	Entrant/Sponsor	Laps	Time	Behind	MPH	Best Lap on	MPH
1	41	PB	Mark LITTLER	Kawasaki 1000	Laser Process Ltd	8	7:24.72		87.43	54.66	4 88.91
2	77	PB	Phillip CROWE	Suzuki 1000	Moto 46 / Holbeach Tyres	8	7:25.28	0.56	87.32	54.45	4 89.26
3	6	PB	Doug JOHNSON	Kawasaki 1000		8	7:30.36	5.64	86.33	54.86	4 88.59
4	11	PB	Glen SHAW	Yamaha 1000	Motographix Bikes	8	7:32.65	7.93	85.89	55.62	7 87.38
5	28	PB	Philip BROOKS	Yamaha 1000	Mediatech Direct CTR	8	7:41.60	16.88	84.23	56.64	5 85.81
6	67	PB	Ian McSEVENY	Kawasaki 1000	Buckingham Group	8	7:51.52	26.80	82.46	57.02	8 85.23
7	3	PB	Simon FENWICK	Kawasaki 1000		8	7:53.97	29.25	82.03	57.23	5 84.92
8	32	PB	David FERNS	Yamaha 1000	Hazel Grove Plumbing	8	7:55.49	30.77	81.77	56.82	7 85.53
9	212	PB	Pete WESTON	Yamaha 1000	Trentside Garage	8	7:58.71	33.99	81.22	57.76	5 84.14
10	73	PB	Patrick WALKER	Kawasaki 1000	Sapphire Glass Merchant	8	8:07.58	42.86	79.74	59.52	3 81.65
11	13	PB	Stef COOK	Suzuki 750	A&M Motorcycles	8	8:07.76	43.04	79.71	59.52	8 81.65
12	74	PB	Wayne DUNFORD	Yamaha 1000	76Racing.com	8	8:08.24	43.52	79.63	59.49	7 81.69
13	44	PB	Brett PRICE	Yamaha 1000	RJ Brookes Haulage	8	8:11.93	47.21	79.04	1:00.26	5 80.65
14	39	PB	Sean HAYES	Suzuki 1000	Circuit Based Training	8	8:17.67	52.95	78.12	1:00.74	4 80.01
15	113	PB N	Gordon SCOTT	Suzuki 1000		8	8:20.28	55.56	77.72	1:00.85	7 79.87
16	89	PB N	John BOAKYE	Kawasaki 1000		7	7:25.69	1 Lap	76.33	1:01.53	4 78.99
17	4	PB N	Nicolas GROBLER	Yamaha 1000	Avelon Digital Instalation	7	7:28.34	1 Lap	75.88	1:02.39	6 77.90
18	149	PB	Steve GIBSON	Yamaha 1000	Mediatech Direct CTR	7	7:29.12	1 Lap	75.75	59.72	4 81.38

Fastest Lap

77	PB	Phillip CROWE	Suzuki 1000	Moto 46 / Holbeach Tyres					54.45	4	89.26
----	----	---------------	-------------	--------------------------	--	--	--	--	-------	---	-------

Start Time : 15:48

22 Mar 09 15:54

Clerk of Course :

Time Issued :

Chief Timekeeper : Anthony Smith

THESE RESULTS REMAIN PROVISIONAL FOR A MINIMUM OF 30 MINUTES FROM THE TIME OF ISSUE

HS Sports Timing and Results Systems - Results and Lap Times at www.hssports.co.uk

PRO-BIKE OPEN CHAMPIONSHIP

LAP TIMES - RACE 12

3	Simon FENWICK									
Lap	1	2	3	4	5	6	7	8	9	10
1	1:07.26	59.05	1:00.23	57.70	57.23	57.23	57.63	57.64		
4	Nicolas GROBLER									
Lap	1	2	3	4	5	6	7	8	9	10
1	1:11.39	1:03.48	1:02.85	1:02.57	1:03.18	1:02.39	1:02.48			
6	Doug JOHNSON									
Lap	1	2	3	4	5	6	7	8	9	10
1	1:00.59	55.81	55.34	54.86	55.50	55.51	56.01	56.74		
11	Glen SHAW									
Lap	1	2	3	4	5	6	7	8	9	10
1	1:02.42	55.89	55.65	55.74	55.74	55.70	55.62	55.89		
13	Stef COOK									
Lap	1	2	3	4	5	6	7	8	9	10
1	1:07.06	1:01.46	1:00.25	59.97	1:00.02	59.83	59.65	59.52		
28	Philip BROOKS									
Lap	1	2	3	4	5	6	7	8	9	10
1	1:02.84	56.70	57.61	56.76	56.64	57.39	56.77	56.89		
32	David FERNS									
Lap	1	2	3	4	5	6	7	8	9	10
1	1:06.43	1:01.56	58.97	1:00.04	56.91	57.62	56.82	57.14		
39	Sean HAYES									
Lap	1	2	3	4	5	6	7	8	9	10
1	1:09.26	1:02.11	1:01.56	1:00.74	1:00.76	1:00.89	1:00.99	1:01.36		
41	Mark LITTLER									
Lap	1	2	3	4	5	6	7	8	9	10
1	59.87	55.24	55.03	54.66	54.76	54.89	54.94	55.33		
44	Brett PRICE									
Lap	1	2	3	4	5	6	7	8	9	10
1	1:04.98	1:00.39	1:00.97	1:00.51	1:00.26	1:01.02	1:01.98	1:01.82		
67	Ian McSEVENY									
Lap	1	2	3	4	5	6	7	8	9	10
1	1:05.49	1:00.06	58.21	57.61	57.58	57.62	57.93	57.02		
73	Patrick WALKER									
Lap	1	2	3	4	5	6	7	8	9	10
1	1:07.87	1:00.33	59.52	1:00.37	59.62	1:00.60	59.54	59.73		
74	Wayne DUNFORD									
Lap	1	2	3	4	5	6	7	8	9	10
1	1:05.23	1:00.30	1:01.17	1:01.30	1:00.50	1:00.57	59.49	59.68		

77	Phillip CROWE										
	Lap	1	2	3	4	5	6	7	8	9	10
	1	1:00.89	55.64	54.70	54.45	54.77	54.63	54.87	55.33		

89	John BOAKYE										
	Lap	1	2	3	4	5	6	7	8	9	10
	1	1:10.43	1:01.97	1:02.17	1:01.53	1:02.48	1:02.64	1:04.47			

113	Gordon SCOTT										
	Lap	1	2	3	4	5	6	7	8	9	10
	1	1:09.20	1:02.01	1:01.74	1:01.76	1:01.59	1:01.41	1:00.85	1:01.72		

149	Steve GIBSON										
	Lap	1	2	3	4	5	6	7	8	9	10
	1	1:13.10	1:14.06	1:00.86	59.72	1:00.49	59.77	1:01.12			

212	Pete WESTON										
	Lap	1	2	3	4	5	6	7	8	9	10
	1	1:06.18	59.67	1:00.98	58.48	57.76	58.42	58.70	58.52		

Lap Chart

PRO-BIKE OPEN CHAMPIONSHIP - RACE 12

Lap 1		Lap 2		Lap 3		Lap 4		Lap 5		Lap 6		Lap 7		Lap 8		Lap 9		Lap 10	
No	Time	No	Time	No	Time	No	Time	No	Time	No	Time	No	Time	No	Time	No	Time	No	Time
41	59.87	41	1:55.11	41	2:50.14	41	3:44.80	41	4:39.56	41	5:34.45	41	6:29.39	41	7:24.72				
6	1:00.59	6	1:56.40	77	2:51.23	77	3:45.68	77	4:40.45	77	5:35.08	77	6:29.95	77	7:25.28				
77	1:00.89	77	1:56.53	6	2:51.74	6	3:46.60	6	4:42.10	6	5:37.61	6	6:33.62	89	7:25.69	*1			
11	1:02.42	11	1:58.31	11	2:53.96	11	3:49.70	11	4:45.44	11	5:41.14	11	6:36.76	4	7:28.34	*1			
28	1:02.84	28	1:59.54	28	2:57.15	28	3:53.91	28	4:50.55	28	5:47.94	28	6:44.71	149	7:29.12	*1			
44	1:04.98	44	2:05.37	67	3:03.76	67	4:01.37	67	4:58.95	67	5:56.57	67	6:54.50	6	7:30.36				
74	1:05.23	74	2:05.53	44	3:06.34	3	4:04.24	3	5:01.47	3	5:58.70	3	6:56.33	11	7:32.65				
67	1:05.49	67	2:05.55	4	3:06.54	212	4:05.31	212	5:03.07	212	6:01.49	32	6:58.35	28	7:41.60				
212	1:06.18	212	2:05.85	74	3:06.70	44	4:06.85	32	5:03.91	32	6:01.53	212	7:00.19	67	7:51.52				
32	1:06.43	3	2:06.31	212	3:06.83	32	4:07.00	44	5:07.11	44	6:08.13	73	7:07.85	3	7:53.97				
13	1:07.06	32	2:07.99	32	3:06.96	74	4:08.00	73	5:07.71	73	6:08.31	13	7:08.24	32	7:55.49				
3	1:07.26	73	2:08.20	73	3:07.72	73	4:08.09	74	5:08.50	13	6:08.59	74	7:08.56	212	7:58.71				
73	1:07.87	13	2:08.52	13	3:08.77	13	4:08.74	13	5:08.76	74	6:09.07	44	7:10.11	73	8:07.58				
113	1:09.20	113	2:11.21	39	3:12.93	39	4:13.67	39	5:14.43	39	6:15.32	39	7:16.31	13	8:07.76				
39	1:09.26	39	2:11.37	113	3:12.95	113	4:14.71	113	5:16.30	113	6:17.71	113	7:18.56	74	8:08.24				
89	1:10.43	89	2:12.40	89	3:14.57	89	4:16.10	89	5:18.58	89	6:21.22			44	8:11.93				
4	1:11.39	4	2:14.87	4	3:17.72	4	4:20.29	4	5:23.47	4	6:25.86			39	8:17.67				
149	1:13.10	149	2:27.16	149	3:28.02	149	4:27.74	149	5:28.23	149	6:28.00			113	8:20.28				

NEW ERA RACE RESULTS

THE BRIDGESTONE SUPERMOTO ROAD RACE SERIES

RESULTS BY



HS Sports Ltd
Unit 5, Radnor Park Industrial Estate
Congleton, Cheshire CW12 4XN
Tel. +44 (0)1260 275708
Fax +44 (0)1260 278352
www.hssports.co.uk

NEW ERA RACE RESULTS

Mallory Park - Sunday 22nd March 2009

Club Championships - Round 1

BRIDGESTONE SUPERMOTO ROAD RACE SERIES

TIMED PRACTICE

Pl	No	Cl	Name	Machine	Entrant/Sponsor	Laps	Time on Lap	Behind	MPH	
1	17	SM	Martin ROBINS	KTM 590	KB Racing	10	59.67	6	81.45	
2	32	SM	Sean GOLDSMITH	KTM 690	Goldsmith Construction	10	59.93	8	00.26	81.09
3	1	SM	Anthony HUGHES	KTM 660	Tony Hughes Windows	8	1:00.71	6	01.04	80.05
4	7	SM	Duncan MACMILLAN	KTM 660	Jim Aim Mc/s	10	1:00.81	6	01.14	79.92
5	6	SM	Garry COOMBES	KTM 550	Sparklight Racing	10	1:00.86	3	01.19	79.86
6	5	SM	Mick EVERITT	KTM 660	Mick Everitt Ltd	10	1:01.23	3	01.56	79.37
7	11	SM	Joel YOUNG	KTM 690	Tiab Ltd	10	1:01.95	5	02.28	78.45
8	21	SM	Quin DAVEY	KTM 560		10	1:02.79	3	03.12	77.40
9	4	SM	Ben EVERITT	KTM 660	Mick Everitt Ltd	10	1:02.91	5	03.24	77.25
10	9	SM	Richard STONEY	KTM 660	Jalsh Ghar	10	1:02.98	6	03.31	77.17
11	23	SM	James HEATHCOTE	KTM 660		10	1:04.31	10	04.64	75.57
12	15	SM	Steve OWENS	KTM 660		9	1:05.72	8	06.05	73.95
13	46	SM	James FLOOD	KTM 690	Flood Partnership Ltd	9	1:05.82	7	06.15	73.84

Start Time : 11:32

22 Mar 09 11:42

Clerk of Course :

Time Issued :

Chief Timekeeper : Anthony Smith

THESE RESULTS REMAIN PROVISIONAL FOR A MINIMUM OF 30 MINUTES FROM THE TIME OF ISSUE

HS Sports Timing and Results Systems - Results and Lap Times at www.hssports.co.uk

BRIDGESTONE SUPERMOTO ROAD RACE SERIES

LAP TIMES - TIMED PRACTICE


1	Anthony HUGHES										
Lap	1	2	3	4	5	6	7	8	9	10	
1	1:02.38	1:02.27	1:01.27	1:02.34	1:01.96	1:00.71	1:01.61	1:01.21			
4	Ben EVERITT										
Lap	1	2	3	4	5	6	7	8	9	10	
1	1:07.18	1:05.73	1:04.04	1:03.83	1:02.91	1:03.05	1:04.19	1:04.00	1:03.46	1:04.56	
5	Mick EVERITT										
Lap	1	2	3	4	5	6	7	8	9	10	
1	1:02.62	1:02.15	1:01.23	1:01.78	1:01.90	1:01.72	1:01.95	1:01.60	1:01.24	1:01.75	
6	Garry COOMBES										
Lap	1	2	3	4	5	6	7	8	9	10	
1	1:02.63	1:01.49	1:00.86	1:01.16	1:01.59	1:01.16	1:02.10	1:01.09	1:02.05	1:02.72	
7	Duncan MACMILLAN										
Lap	1	2	3	4	5	6	7	8	9	10	
1	1:04.13	1:02.30	1:01.60	1:01.80	1:02.39	1:00.81	1:01.10	1:01.00	1:00.83	1:00.97	
9	Richard STONEY										
Lap	1	2	3	4	5	6	7	8	9	10	
1	1:07.07	1:04.85	1:04.56	1:04.38	1:04.17	1:02.98	1:04.60	1:05.12	1:04.61	1:04.32	
11	Joel YOUNG										
Lap	1	2	3	4	5	6	7	8	9	10	
1	1:08.07	1:05.55	1:03.69	1:02.71	1:01.95	1:02.11	1:02.48	1:02.67	1:04.58	1:02.79	
15	Steve OWENS										
Lap	1	2	3	4	5	6	7	8	9	10	
1	1:07.54	1:06.41	1:06.79	1:06.70	1:08.99	1:06.72	1:06.28	1:05.72	1:08.26		
17	Martin ROBINS										
Lap	1	2	3	4	5	6	7	8	9	10	
1	1:01.64	1:01.44	59.94	1:00.03	59.99	59.67	1:00.22	59.88	59.92	59.86	
21	Quin DAVEY										
Lap	1	2	3	4	5	6	7	8	9	10	
1	1:03.74	1:03.58	1:02.79	1:04.34	1:04.89	1:03.68	1:03.80	1:03.89	1:04.03	1:04.46	
23	James HEATHCOTE										
Lap	1	2	3	4	5	6	7	8	9	10	
1	1:05.66	1:04.47	1:05.61	1:05.66	1:04.73	1:04.32	1:04.53	1:05.14	1:04.59	1:04.31	
32	Sean GOLDSMITH										
Lap	1	2	3	4	5	6	7	8	9	10	
1	1:02.10	1:01.07	1:00.84	1:00.21	1:00.51	1:00.52	1:00.07	59.93	1:00.64	1:00.90	
46	James FLOOD										
Lap	1	2	3	4	5	6	7	8	9	10	
1	1:07.68	1:06.57	1:06.79	1:07.44	1:06.67	1:08.52	1:05.82	1:06.13	1:06.28		

NEW ERA RACE GRID

BRIDGESTONE SUPERMOTO ROAD RACE SERIES

RACE 8 & RACE 13

ROW 4	16	15	14	46 01:05.820 FLOOD 13
ROW 3	15 01:05.720 OWENS 12	23 01:04.310 HEATHCOTE 11	9 01:02.980 STONE 10	4 01:02.910 EVERITT 9
ROW 2	21 01:02.790 DAVEY 8	11 01:01.950 YOUNG 7	5 01:01.230 EVERITT 6	6 01:00.860 COOMBES 5
ROW 1	7 01:00.810 MACMILLAN 4	1 01:00.710 HUGHES 3	32 00:59.930 GOLDSMITH 2	17 00:59.670 ROBINS 1 POLE



NEW ERA RACE RESULTS

Mallory Park - Sunday 22nd March 2009

Club Championships - Round 1

BRIDGESTONE SUPERMOTO ROAD RACE SERIES

RESULT - RACE 8

PI	No	Cl	Name	Machine	Entrant/Sponsor	Laps	Time	Behind	MPH	Best Lap on	MPH
1	17	SM	Martin ROBINS	KTM 590	KB Racing	8	8:04.97		80.17	59.52	6 81.65
2	1	SM	Anthony HUGHES	KTM 660	Tony Hughes Windows	8	8:13.10	8.13	78.85	1:00.65	6 80.13
3	5	SM	Mick EVERITT	KTM 660	Mick Everitt Ltd	8	8:17.76	12.79	78.11	1:01.18	4 79.44
4	7	SM	Duncan MACMILLAN	KTM 660	Jim Aim Mc/s	8	8:17.79	12.82	78.11	1:00.99	6 79.69
5	6	SM	Garry COOMBES	KTM 550	Sparklight Racing	8	8:20.61	15.64	77.67	1:00.59	6 80.21
6	23	SM	James HEATHCOTE	KTM 660		8	8:35.03	30.06	75.49	1:02.93	7 77.23
7	4	SM	Ben EVERITT	KTM 660	Mick Everitt Ltd	8	8:40.06	35.09	74.76	1:03.23	2 76.86
8	11	SM	Joel YOUNG	KTM 690	Tiab Ltd	8	8:43.27	38.30	74.30	1:02.53	4 77.72
9	9	SM	Richard STONEY	KTM 660	Jalsh Ghar	8	8:54.92	49.95	72.68	1:03.66	2 76.34
10	15	SM	Steve OWENS	KTM 660		8	9:04.46	59.49	71.41	1:06.57	4 73.01
11	46	SM	James FLOOD	KTM 690	Flood Partnership Ltd	8	9:04.68	59.71	71.38	1:06.73	4 72.83

Not-Classified

32	SM	Sean GOLDSMITH	KTM 690	Goldsmith Construction	7	7:12.60	DNF	78.64	1:00.00	3 81.00
21	SM	Quin DAVEY	KTM 560		7	7:33.19	DNF	75.07	1:03.12	7 77.00

Fastest Lap

17	SM	Martin ROBINS	KTM 590	KB Racing					59.52	6 81.65
----	----	---------------	---------	-----------	--	--	--	--	-------	---------

NO. 9 - TIME INCLUDES A 10 SECOND JUMP START PENALTY

Start Time : 14:48

22 Mar 09 14:55

Clerk of Course :

Time Issued :

Chief Timekeeper : Anthony Smith

THESE RESULTS REMAIN PROVISIONAL FOR A MINIMUM OF 30 MINUTES FROM THE TIME OF ISSUE

HS Sports Timing and Results Systems - Results and Lap Times at www.hssports.co.uk

BRIDGESTONE SUPERMOTO ROAD RACE SERIES

LAP TIMES - RACE 8

1	Anthony HUGHES									
Lap	1	2	3	4	5	6	7	8	9	10
1	1:05.61	1:01.15	1:01.31	1:01.41	1:01.29	1:00.65	1:00.65	1:01.03		
4	Ben EVERITT									
Lap	1	2	3	4	5	6	7	8	9	10
1	1:10.81	1:03.23	1:03.91	1:03.46	1:04.82	1:04.38	1:03.33	1:06.12		
5	Mick EVERITT									
Lap	1	2	3	4	5	6	7	8	9	10
1	1:06.51	1:01.56	1:01.93	1:01.18	1:01.37	1:01.45	1:01.57	1:02.19		
6	Garry COOMBES									
Lap	1	2	3	4	5	6	7	8	9	10
1	1:07.96	1:02.47	1:02.70	1:01.61	1:01.77	1:00.59	1:01.12	1:02.39		
7	Duncan MACMILLAN									
Lap	1	2	3	4	5	6	7	8	9	10
1	1:08.72	1:01.86	1:01.29	1:01.25	1:01.27	1:00.99	1:00.99	1:01.42		
9	Richard STONEY									
Lap	1	2	3	4	5	6	7	8	9	10
1	1:10.20	1:03.66	1:04.90	1:05.81	1:05.71	1:05.26	1:04.94	1:04.44		
11	Joel YOUNG									
Lap	1	2	3	4	5	6	7	8	9	10
1	1:11.92	1:04.05	1:03.31	1:02.53	1:03.89	1:11.53	1:03.33	1:02.71		
15	Steve OWENS									
Lap	1	2	3	4	5	6	7	8	9	10
1	1:13.70	1:07.47	1:06.87	1:06.57	1:07.03	1:07.33	1:07.76	1:07.73		
17	Martin ROBINS									
Lap	1	2	3	4	5	6	7	8	9	10
1	1:04.52	1:00.03	59.99	1:00.09	59.88	59.52	1:00.27	1:00.67		
21	Quin DAVEY									
Lap	1	2	3	4	5	6	7	8	9	10
1	1:12.02	1:03.54	1:03.59	1:03.33	1:03.64	1:03.95	1:03.12			
23	James HEATHCOTE									
Lap	1	2	3	4	5	6	7	8	9	10
1	1:09.59	1:03.69	1:04.16	1:03.71	1:04.39	1:03.35	1:02.93	1:03.21		
32	Sean GOLDSMITH									
Lap	1	2	3	4	5	6	7	8	9	10
1	1:08.52	1:00.91	1:00.00	1:00.43	1:00.81	1:00.60	1:01.33			
46	James FLOOD									
Lap	1	2	3	4	5	6	7	8	9	10
1	1:14.34	1:07.24	1:07.10	1:06.73	1:06.97	1:07.26	1:07.17	1:07.87		

Lap Chart

BRIDGESTONE SUPERMOTO ROAD RACE SERIES - RACE 8

Lap 1		Lap 2		Lap 3		Lap 4		Lap 5		Lap 6		Lap 7		Lap 8		Lap 9		Lap 10	
No	Time	No	Time	No	Time	No	Time	No	Time	No	Time	No	Time	No	Time	No	Time	No	Time
17	1:04.52	17	2:04.55	17	3:04.54	17	4:04.63	17	5:04.51	17	6:04.03	17	7:04.30	17	8:04.97				
1	1:05.61	1	2:06.76	1	3:08.07	1	4:09.48	32	5:10.67	32	6:11.27	1	7:12.07	1	8:13.10				
5	1:06.51	5	2:08.07	32	3:09.43	32	4:09.86	1	5:10.77	1	6:11.42	32	7:12.60	5	8:17.76				
6	1:07.96	32	2:09.43	5	3:10.00	5	4:11.18	5	5:12.55	5	6:14.00	5	7:15.57	7	8:17.79				
32	1:08.52	6	2:10.43	7	3:11.87	7	4:13.12	7	5:14.39	7	6:15.38	7	7:16.37	6	8:20.61				
7	1:08.72	7	2:10.58	6	3:13.13	6	4:14.74	6	5:16.51	6	6:17.10	6	7:18.22	23	8:35.03				
23	1:09.59	23	2:13.28	23	3:17.44	23	4:21.15	23	5:25.54	23	6:28.89	23	7:31.82	4	8:40.06				
9	1:10.20	9	2:13.86	4	3:17.95	4	4:21.41	11	5:25.70	21	6:30.07	21	7:33.19	11	8:43.27				
4	1:10.81	4	2:14.04	9	3:18.76	11	4:21.81	21	5:26.12	4	6:30.61	4	7:33.94	9	8:54.92				
11	1:11.92	21	2:15.56	21	3:19.15	21	4:22.48	4	5:26.23	9	6:35.54	9	7:40.48	15	9:04.46				
21	1:12.02	11	2:15.97	11	3:19.28	9	4:24.57	9	5:30.28	11	6:37.23	11	7:40.56	46	9:04.68				
15	1:13.70	15	2:21.17	15	3:28.04	15	4:34.61	15	5:41.64	15	6:48.97	15	7:56.73						
46	1:14.34	46	2:21.58	46	3:28.68	46	4:35.41	46	5:42.38	46	6:49.64	46	7:56.81						

NEW ERA RACE RESULTS

Mallory Park - Sunday 22nd March 2009

Club Championships - Round 1

BRIDGESTONE SUPERMOTO ROAD RACE SERIES

RESULT - RACE 13

PI	No	Cl	Name	Machine	Entrant/Sponsor	Laps	Time	Behind	MPH	Best Lap on	MPH
1	17	SM	Martin ROBINS	KTM 590	KB Racing	8	8:07.11		79.82	59.74	8 81.35
2	1	SM	Anthony HUGHES	KTM 660	Tony Hughes Windows	8	8:08.33	1.22	79.62	1:00.03	8 80.96
3	7	SM	Duncan MACMILLAN	KTM 660	Jim Aim Mc/s	8	8:15.82	8.71	78.42	1:00.82	7 79.91
4	5	SM	Mick EVERITT	KTM 660	Mick Everitt Ltd	8	8:16.37	9.26	78.33	1:00.92	2 79.78
5	6	SM	Garry COOMBES	KTM 550	Sparklight Racing	8	8:16.89	9.78	78.25	1:00.19	8 80.74
6	23	SM	James HEATHCOTE	KTM 660		8	8:34.63	27.52	75.55	1:02.61	6 77.62
7	4	SM	Ben EVERITT	KTM 660	Mick Everitt Ltd	8	8:37.52	30.41	75.13	1:03.37	2 76.69
8	9	SM	Richard STONEY	KTM 660	Jalsh Ghar	8	8:44.06	36.95	74.19	1:03.44	2 76.61
9	21	SM	Quin DAVEY	KTM 560		8	8:50.05	42.94	73.35	1:04.98	3 74.79
10	15	SM	Steve OWENS	KTM 660		8	9:07.31	1:00.20	71.04	1:06.84	8 72.71
11	46	SM	James FLOOD	KTM 690	Flood Partnership Ltd	8	9:07.64	1:00.53	71.00	1:06.16	8 73.46

Not-Classified

11	SM	Joel YOUNG	KTM 690	Tiab Ltd	0	Starter
32	SM	Sean GOLDSMITH	KTM 690	Goldsmith Construction	0	Starter

Fastest Lap

17	SM	Martin ROBINS	KTM 590	KB Racing		59.74	8	81.35
----	----	---------------	---------	-----------	--	-------	---	-------

Start Time : 16:01

22 Mar 09 16:08

Clerk of Course :

Time Issued :

Chief Timekeeper : Anthony Smith

THESE RESULTS REMAIN PROVISIONAL FOR A MINIMUM OF 30 MINUTES FROM THE TIME OF ISSUE

HS Sports Timing and Results Systems - Results and Lap Times at www.hssports.co.uk

BRIDGESTONE SUPERMOTO ROAD RACE SERIES

LAP TIMES - RACE 13

1	Anthony HUGHES									
Lap	1	2	3	4	5	6	7	8	9	10
1	1:05.50	1:00.58	1:00.15	1:00.36	1:00.41	1:00.57	1:00.73	1:00.03		
4	Ben EVERITT									
Lap	1	2	3	4	5	6	7	8	9	10
1	1:08.92	1:03.37	1:04.43	1:04.37	1:03.92	1:03.84	1:03.90	1:04.77		
5	Mick EVERITT									
Lap	1	2	3	4	5	6	7	8	9	10
1	1:07.60	1:00.92	1:01.03	1:01.09	1:01.54	1:01.62	1:01.36	1:01.21		
6	Garry COOMBES									
Lap	1	2	3	4	5	6	7	8	9	10
1	1:06.58	1:00.92	1:00.87	1:02.72	1:01.62	1:02.12	1:01.87	1:00.19		
7	Duncan MACMILLAN									
Lap	1	2	3	4	5	6	7	8	9	10
1	1:07.09	1:01.20	1:00.86	1:01.20	1:02.58	1:01.05	1:00.82	1:01.02		
9	Richard STONEY									
Lap	1	2	3	4	5	6	7	8	9	10
1	1:13.07	1:03.44	1:04.64	1:03.82	1:03.92	1:05.02	1:05.12	1:05.03		
15	Steve OWENS									
Lap	1	2	3	4	5	6	7	8	9	10
1	1:13.03	1:08.81	1:08.13	1:07.93	1:07.88	1:07.42	1:07.27	1:06.84		
17	Martin ROBINS									
Lap	1	2	3	4	5	6	7	8	9	10
1	1:04.46	1:00.63	1:00.43	1:00.18	1:00.83	1:00.87	59.97	59.74		
21	Quin DAVEY									
Lap	1	2	3	4	5	6	7	8	9	10
1	1:11.96	1:05.62	1:04.98	1:05.33	1:05.62	1:05.10	1:05.49	1:05.95		
23	James HEATHCOTE									
Lap	1	2	3	4	5	6	7	8	9	10
1	1:09.13	1:03.54	1:04.56	1:04.12	1:03.30	1:02.61	1:03.32	1:04.05		
46	James FLOOD									
Lap	1	2	3	4	5	6	7	8	9	10
1	1:14.22	1:07.70	1:08.39	1:07.70	1:08.11	1:07.23	1:08.13	1:06.16		

Lap Chart

BRIDGESTONE SUPERMOTO ROAD RACE SERIES - RACE 13

Lap 1		Lap 2		Lap 3		Lap 4		Lap 5		Lap 6		Lap 7		Lap 8		Lap 9		Lap 10	
No	Time	No	Time	No	Time	No	Time	No	Time	No	Time	No	Time	No	Time	No	Time	No	Time
17	1:04.46	17	2:05.09	17	3:05.52	17	4:05.70	17	5:06.53	17	6:07.40	17	7:07.37	17	8:07.11				
1	1:05.50	1	2:06.08	1	3:06.23	1	4:06.59	1	5:07.00	1	6:07.57	1	7:08.30	1	8:08.33				
6	1:06.58	6	2:07.50	6	3:08.37	7	4:10.35	5	5:12.18	5	6:13.80	7	7:14.80	7	8:15.82				
7	1:07.09	7	2:08.29	7	3:09.15	5	4:10.64	6	5:12.71	7	6:13.98	5	7:15.16	5	8:16.37				
5	1:07.60	5	2:08.52	5	3:09.55	6	4:11.09	7	5:12.93	6	6:14.83	6	7:16.70	6	8:16.89				
4	1:08.92	4	2:12.29	4	3:16.72	4	4:21.09	23	5:24.65	23	6:27.26	23	7:30.58	23	8:34.63				
23	1:09.13	23	2:12.67	23	3:17.23	23	4:21.35	4	5:25.01	4	6:28.85	4	7:32.75	4	8:37.52				
21	1:11.96	9	2:16.51	9	3:21.15	9	4:24.97	9	5:28.89	9	6:33.91	9	7:39.03	9	8:44.06				
15	1:13.03	21	2:17.58	21	3:22.56	21	4:27.89	21	5:33.51	21	6:38.61	21	7:44.10	21	8:50.05				
9	1:13.07	15	2:21.84	15	3:29.97	15	4:37.90	15	5:45.78	15	6:53.20	15	8:00.47	15	9:07.31				
46	1:14.22	46	2:21.92	46	3:30.31	46	4:38.01	46	5:46.12	46	6:53.35	46	8:01.48	46	9:07.64				

NEW ERA RACE RESULTS

BRITISH SUPERKART CHAMPIONSHIPS

RESULTS BY



HS Sports Ltd
Unit 5, Radnor Park Industrial Estate
Congleton, Cheshire CW12 4XN
Tel. +44 (0)1260 275708
Fax +44 (0)1260 278352
www.hssports.co.uk



British Superkart Championships



TIMED PRACTICE

PI	No	CI	Name	Machine	Laps	Time on Lap	Behind	MPH
1	1	25N	Jason DREDGE	Anderson/Honda	5	50.09	5	97.03
2	41	25N	Craig FLEMING	Anderson/Honda	9	51.22	6	94.88
3	39	25N	Jon NEVILLE	Anderson/Honda	9	51.55	9	94.28
4	73	25N	Martin GOODLIFFE	Raider/Honda	5	54.68	4	88.88
5	5	12P	Ben WILLSHIRE	Anderson/SGM	5	55.62	3	87.38
6	28	12C	Lloyd SCRIVEN	Tonykart/Pavesi	10	56.00	4	86.79
7	91	12C	Mark BROOKMAN	Tonykart/Pavesi	9	56.06	3	86.69
8	6	12C	Ben HUGHES	Octane/TM	5	56.41	4	86.15
9	46	12C	Catherine FOSTER	Gillard/Pavesi	5	56.61	4	85.85
10	31	12C	Adam UNDERHILL (R)	BRM/TM	8	57.15	7	85.04
11	57	12C	Kevin GRAY (R)	Energy/TM	9	57.80	3	84.08
12	36	25N	Paul WALLEY	Anderson/Honda	8	58.34	7	83.30
13	95	25N	Mick SHAW	Anderson/Honda	6	59.32	5	81.93
14	0	21N	Charles MORRIS	Anderson/DMV	2	59.67	1	81.45
15	20	25N	Andrew DEAN	ADE/Honda	3	1:00.06	2	80.92
16	13	21N	Tom WHYTE	Anderson/Villiers	8	1:00.29	6	80.61
17	1	21N	Don THOMPSON	Swift/Villiers	2	1:00.78	2	79.96
18	97	12C	Dave DURANCE	Intrepid/Pavesi	7	1:02.34	6	77.96
19	2	21N	Bob POOLEY	Anderson/BPV	3	1:02.58	3	77.66
20	15	12P	Lee SMITH	Emenar/Pavesi	1	1:03.34	1	76.73
21	66	21N	Simon BATEMAN	Anderson/Nametab	8	1:03.52	6	76.51
22	115	21N	Tim WOODWARD	Jade/Quantum	1	1:17.60	1	62.63

Start Time : 11:46

22 Mar 09 12:09

Clerk of Course :

Time Issued :

Chief Timekeeper : Anthony Smith

THESE RESULTS REMAIN PROVISIONAL FOR A MINIMUM OF 30 MINUTES FROM THE TIME OF ISSUE

HS Sports Timing and Results Systems - Results and Lap Times at www.hssports.co.uk

BRITISH SUPERKART RACING CLUB CHAMPIONSHIP

LAP TIMES - TIMED PRACTICE

0	Charles MORRIS										
Lap	1	2	3	4	5	6	7	8	9	10	
1	59.67	15:49.48									
1	Don THOMPSON										
Lap	1	2	3	4	5	6	7	8	9	10	
1	1:06.72	1:00.78									
1	Jason DREDGE										
Lap	1	2	3	4	5	6	7	8	9	10	
1	52.08	51.38	51.63	51.16	50.09						
2	Bob POOLEY										
Lap	1	2	3	4	5	6	7	8	9	10	
1	1:07.97	1:04.28	1:02.58								
5	Ben WILLSHIRE										
Lap	1	2	3	4	5	6	7	8	9	10	
1	1:02.48	56.93	55.62	56.78	55.87						
6	Ben HUGHES										
Lap	1	2	3	4	5	6	7	8	9	10	
1	57.76	56.83	56.50	56.41	57.16						
13	Tom WHYTE										
Lap	1	2	3	4	5	6	7	8	9	10	
1	1:07.48	1:05.31	1:02.08	1:04.45	12:32.41	1:00.29	1:01.15	1:08.92			
15	Lee SMITH										
Lap	1	2	3	4	5	6	7	8	9	10	
1	1:03.34										
20	Andrew DEAN										
Lap	1	2	3	4	5	6	7	8	9	10	
1	1:04.25	1:00.06	14:52.33								
28	Lloyd SCRIVEN										
Lap	1	2	3	4	5	6	7	8	9	10	
1	56.49	57.27	57.61	56.00	56.44	12:22.25	56.55	56.55	56.18	56.22	
31	Adam UNDERHILL (R)										
Lap	1	2	3	4	5	6	7	8	9	10	
1	1:07.32	1:01.28	58.18	58.10	57.50	12:50.66	57.15	1:01.97			
36	Paul WALLEY										
Lap	1	2	3	4	5	6	7	8	9	10	
1	1:03.99	1:00.94	59.10	1:02.13	12:22.46	59.51	58.34	59.33			
39	Jon NEVILLE										
Lap	1	2	3	4	5	6	7	8	9	10	
1	56.85	53.38	52.14	51.94	52.22	13:14.39	52.13	51.75	51.55		

41	Craig FLEMING										
	Lap	1	2	3	4	5	6	7	8	9	10
	1	52.77	51.73	52.13	51.86	51.56	51.22	12:18.11	51.68	51.71	
46	Catherine FOSTER										
	Lap	1	2	3	4	5	6	7	8	9	10
	1	58.12	57.65	57.65	56.61	56.85					
57	Kevin GRAY (R)										
	Lap	1	2	3	4	5	6	7	8	9	10
	1	58.15	58.25	57.80	58.25	57.95	12:16.07	59.64	58.56	1:02.72	
66	Simon BATEMAN										
	Lap	1	2	3	4	5	6	7	8	9	10
	1	1:06.17	1:06.04	1:04.60	1:04.74	12:24.19	1:03.52	1:03.84	1:03.56		
73	Martin GOODLIFFE										
	Lap	1	2	3	4	5	6	7	8	9	10
	1	56.67	56.12	54.75	54.68	56.22					
91	Mark BROOKMAN										
	Lap	1	2	3	4	5	6	7	8	9	10
	1	57.65	56.44	56.06	56.41	56.10	12:38.63	56.17	57.18	57.18	
95	Mick SHAW										
	Lap	1	2	3	4	5	6	7	8	9	10
	1	1:04.44	1:03.65	13:55.21	1:00.87	59.32	1:07.39				
97	Dave DURANCE										
	Lap	1	2	3	4	5	6	7	8	9	10
	1	1:07.50	1:05.89	1:03.32	1:07.72	12:56.41	1:02.34	1:44.97			
115	Tim WOODWARD										
	Lap	1	2	3	4	5	6	7	8	9	10
	1	1:17.60									



BSA National Championships



RESULT - RACE 6

PI	No	Cl	Name	Machine	Laps	Time	Behind	MPH	Best Lap on	MPH
1	28	12C	Lloyd SCRIVEN	Tonykart/Pavesi	11	10:21.03		86.08	55.93	5 86.89
2	5	12P	Ben WILLSHIRE	Anderson/SGM	11	10:33.02	11.99	84.45	56.20	8 86.48
3	31	12C	Adam UNDERHILL (R)	BRM/TM	11	10:33.75	12.72	84.36	56.39	8 86.19
4	57	12C	Kevin GRAY (R)	Energy/TM	11	10:37.46	16.43	83.86	57.18	5 84.99
5	64	12C	Matt CLARKE (R)	Alpha/TM	11	10:37.68	16.65	83.84	56.88	2 85.44
6	20	25N	Andrew DEAN	ADE/Honda	11	10:41.98	20.95	83.27	54.60	3 89.01
7	36	25N	Paul WALLEY	Anderson/Honda	11	11:06.32	45.29	80.23	57.08	10 85.14
8	66	21N	Simon BATEMAN	Anderson/Nametab	11	11:13.01	51.98	79.43	1:00.14	9 80.81
9	97	12C	Dave DURANCE	Intrepid/Pavesi	10	10:25.85	1 Lap	77.65	1:01.58	7 78.92
10	95	25N	Mick SHAW	Anderson/Honda	10	10:30.51	1 Lap	77.08	59.22	7 82.07
11	2	21N	Bob POOLEY	Anderson/BPV	10	10:51.39	1 Lap	74.61	1:02.06	8 78.31
12	1	21N	Don THOMPSON	Swift/Villiers	10	11:14.39	1 Lap	72.07	59.97	4 81.04
13	13	21N	Tom WHYTE	Anderson/Villiers	10	11:41.81	1 Lap	69.25	59.86	8 81.19

Not-Classified

1	25N	Jason DREDGE	Anderson/Honda	10	8:54.60	DNF	90.91	50.04	5 97.12
41	25N	Craig FLEMING	Anderson/Honda	7	9:12.19	DNF	61.61	50.94	3 95.41
15	12P	Lee SMITH	Emenar/Pavesi	5	5:28.66	DNF	73.94	59.63	2 81.50
46	12C	Catherine FOSTER	Gillard/Pavesi	4	4:01.07	DNF	80.64	57.08	2 85.14
0	21N	Charles MORRIS	Anderson/DMV	3	3:17.01	DNF	74.01	1:03.45	3 76.60
6	12C	Ben HUGHES	Octane/TM	1	1:01.67	DNF	78.81	1:01.25	1 79.35
39	25N	Jon NEVILLE	Anderson/Honda	1	1:16.87	DNF	63.22	54.11	1 89.82
91	12C	Mark BROOKMAN	Tonykart/Pavesi	1	59.11	DNF	82.22	58.88	1 82.54
115	21N	Tim WOODWARD	Jade/Quantum	0		Starter			
77	25N	Lee THORNTON	Raider/Honda	0		Starter			

Fastest Lap

1	25N	Jason DREDGE	Anderson/Honda					50.04	5 97.12
28	12C	Lloyd SCRIVEN	Tonykart/Pavesi					55.93	5 86.89
5	12P	Ben WILLSHIRE	Anderson/SGM					56.20	8 86.48
13	21N	Tom WHYTE	Anderson/Villiers					59.86	8 81.19

Start Time : 14:15

22 Mar 09 14:29

Clerk of Course :

Time Issued :

Chief Timekeeper : Anthony Smith

THESE RESULTS REMAIN PROVISIONAL FOR A MINIMUM OF 30 MINUTES FROM THE TIME OF ISSUE

HS Sports Timing and Results Systems - Results and Lap Times at www.hssports.co.uk

BRITISH SUPERKART RACING CLUB CHAMPIONSHIP

LAP TIMES - RACE 6

0	Charles MORRIS										
Lap	1	2	3	4	5	6	7	8	9	10	
1	1:06.37	1:04.94	1:03.45								
1	Don THOMPSON										
Lap	1	2	3	4	5	6	7	8	9	10	
1	1:04.68	1:01.53	1:03.11	59.97	1:00.09	1:54.51	1:01.27	1:02.68	1:03.67	1:00.30	
1	Jason DREDGE										
Lap	1	2	3	4	5	6	7	8	9	10	
1	52.68	51.39	51.03	52.90	50.04	50.09	51.37	51.41	50.70	50.46	
2	Bob POOLEY										
Lap	1	2	3	4	5	6	7	8	9	10	
1	1:10.28	1:07.39	1:04.25	1:04.82	1:03.44	1:05.02	1:03.83	1:02.06	1:04.29	1:03.39	
5	Ben WILLSHIRE										
Lap	1	2	3	4	5	6	7	8	9	10	
1	1:00.93	56.95	57.39	58.17	56.83	56.68	56.95	56.20	56.32	57.14	
11	58.33										
6	Ben HUGHES										
Lap	1	2	3	4	5	6	7	8	9	10	
1	1:01.25										
13	Tom WHYTE										
Lap	1	2	3	4	5	6	7	8	9	10	
1	1:06.11	1:01.71	1:00.16	1:00.71	1:00.26	1:00.51	1:01.44	59.86	1:00.98	2:27.60	
15	Lee SMITH										
Lap	1	2	3	4	5	6	7	8	9	10	
1	1:01.83	59.63	1:18.43	1:01.33	1:06.13						
20	Andrew DEAN										
Lap	1	2	3	4	5	6	7	8	9	10	
1	57.42	57.85	54.60	55.54	54.92	56.05	1:00.88	55.09	55.51	54.71	
11	55.59										
28	Lloyd SCRIVEN										
Lap	1	2	3	4	5	6	7	8	9	10	
1	58.96	56.38	56.12	55.96	55.93	56.03	56.93	56.04	56.02	56.28	
11	56.17										
31	Adam UNDERHILL (R)										
Lap	1	2	3	4	5	6	7	8	9	10	
1	59.57	56.87	59.24	58.38	56.86	56.92	57.09	56.39	57.05	56.91	
11	57.83										
36	Paul WALLEY										
Lap	1	2	3	4	5	6	7	8	9	10	
1	1:00.15	58.40	58.51	59.13	58.73	57.85	1:00.68	57.19	57.43	57.08	

11 57.61

39 Jon NEVILLE

Lap	1	2	3	4	5	6	7	8	9	10
1	54.11									

41 Craig FLEMING

Lap	1	2	3	4	5	6	7	8	9	10
1	53.16	51.45	50.94	1:01.90	3:28.51	52.04	51.56			

46 Catherine FOSTER

Lap	1	2	3	4	5	6	7	8	9	10
1	1:00.03	57.08	57.23	1:06.32						

57 Kevin GRAY (R)

Lap	1	2	3	4	5	6	7	8	9	10
1	59.77	57.84	58.04	58.18	57.18	57.19	57.76	58.04	57.61	57.49
11	57.70									

64 Matt CLARKE (R)

Lap	1	2	3	4	5	6	7	8	9	10
1	59.84	56.88	56.92	59.24	57.57	57.20	57.10	57.07	59.21	58.02
11	57.87									

66 Simon BATEMAN

Lap	1	2	3	4	5	6	7	8	9	10
1	1:03.52	1:01.64	1:01.09	1:00.38	1:00.48	1:00.27	1:00.99	1:00.32	1:00.14	1:00.17
11	1:00.91									

91 Mark BROOKMAN

Lap	1	2	3	4	5	6	7	8	9	10
1	58.88									

95 Mick SHAW

Lap	1	2	3	4	5	6	7	8	9	10
1	1:06.08	59.79	59.31	59.56	59.23	1:00.43	59.22	1:01.57	1:01.06	1:00.76

97 Dave DURANCE

Lap	1	2	3	4	5	6	7	8	9	10
1	1:05.07	1:01.69	1:02.04	1:02.23	1:02.01	1:01.66	1:01.58	1:03.81	1:03.01	1:01.91

Lap Chart

BRITISH SUPERKART RACING CLUB CHAMPIONSHIP - RACE 6

Lap 1		Lap 2		Lap 3		Lap 4		Lap 5		Lap 6		Lap 7		Lap 8		Lap 9		Lap 10	
No	Time	No	Time	No	Time	No	Time	No	Time	No	Time	No	Time	No	Time	No	Time	No	Time
91	59.11	28	1:55.55	28	2:51.67	28	3:47.63	1	4:40.57	1	5:30.66	1	6:22.03	1	7:13.44	1	8:04.14	1	8:54.60
28	59.17	31	1:57.08	64	2:54.40	1	3:50.53	28	4:43.56	2	5:32.80 *1	95	6:27.90 *1	36	7:17.01 *1	1	8:07.74 *2	1	9:10.42 *2
31	1:00.21	64	1:57.48	46	2:54.75	64	3:53.64	64	4:51.21	28	5:39.59	28	6:36.52	97	7:17.12 *1	66	8:11.79 *1	36	9:11.63 *1
57	1:00.43	46	1:57.52	57	2:56.31	57	3:54.49	5	4:51.40	5	5:48.08	2	6:37.82 *1	95	7:27.12 *1	13	8:13.23 *1	66	9:11.93 *1
46	1:00.44	57	1:58.27	31	2:56.32	5	3:54.57	31	4:51.56	64	5:48.41	5	6:45.03	41	7:28.59 *3	36	8:14.20 *1	41	9:12.19 *3
64	1:00.60	5	1:59.01	5	2:56.40	31	3:54.70	57	4:51.67	31	5:48.48	64	6:45.51	28	7:32.56	41	8:20.63 *3	13	9:14.21 *1
6	1:01.67	15	2:02.77	1	2:57.63	41	4:00.08	20	5:04.15	57	5:48.86	31	6:45.57	5	7:41.23	97	8:20.93 *1	97	9:23.94 *1
5	1:02.06	1	2:06.60	41	2:58.18	46	4:01.07	66	5:10.21	20	6:00.20	57	6:46.62	2	7:41.65 *1	28	8:28.58	28	9:24.86
15	1:03.14	41	2:07.24	66	3:09.35	20	4:09.23	13	5:11.42	66	6:10.48	20	7:01.08	31	7:41.96	95	8:28.69 *1	95	9:29.75 *1
97	1:05.91	97	2:07.60	97	3:09.64	66	4:09.73	1	5:11.96	13	6:11.93	1	7:06.47 *1	64	7:42.58	5	8:37.55	5	9:34.69
66	1:06.62	66	2:08.26	13	3:10.45	13	4:11.16	97	5:13.88	97	6:15.54	66	7:11.47	57	7:44.66	31	8:39.01	31	9:35.92
1	1:07.26	1	2:08.79	1	3:11.90	1	4:11.87	36	5:18.48	36	6:16.33	13	7:13.37	20	7:56.17	64	8:41.79	57	9:39.76
13	1:08.58	13	2:10.29	20	3:13.69	97	4:11.87	95	5:27.47							57	8:42.27	64	9:39.81
0	1:08.62	0	2:13.56	0	3:17.01	36	4:19.75	15	5:28.66							2	8:43.71 *1	20	9:46.39
2	1:12.90	20	2:19.09	36	3:20.62	15	4:22.53									20	8:51.68	2	9:48.00 *1
1	1:15.21	2	2:20.29	15	3:21.20	95	4:28.24											36	10:08.71
41	1:15.79	36	2:22.11	2	3:24.54	2	4:29.36											66	10:12.10
39	1:16.87	95	2:29.37	95	3:28.68													1	10:14.09 *1
20	1:21.24																		
36	1:23.71																		
95	1:29.58																		

Lap Chart

BRITISH SUPERKART RACING CLUB CHAMPIONSHIP - RACE 6

Lap 11		Lap 12		Lap 13		Lap 14		Lap 15		Lap 16		Lap 17		Lap 18		Lap 19		Lap 20	
No	Time	No	Time	No	Time	No	Time	No	Time	No	Time	No	Time	No	Time	No	Time	No	Time
28	10:21.03																		
97	10:25.85 *1																		
95	10:30.51 *1																		
5	10:33.02																		
31	10:33.75																		
57	10:37.46																		
64	10:37.68																		
20	10:41.98																		
2	10:51.39 *1																		
36	11:06.32																		
66	11:13.01																		
1	11:14.39 *1																		
13	11:41.81 *1																		



BSA National Championships



RESULT - RACE 14

PI	No	Cl	Name	Machine	Laps	Time	Behind	MPH	Best Lap on	MPH
1	1	25N	Jason DREDGE	Anderson/Honda	12	10:48.71		89.90	50.53	4 96.18
2	39	25N	Jon NEVILLE	Anderson/Honda	12	10:51.65	2.94	89.50	51.16	11 95.00
3	28	12C	Lloyd SCRIVEN	Tonykart/Pavesi	12	11:14.53	25.82	86.46	55.48	8 87.60
4	31	12C	Adam UNDERHILL (R)	BRM/TM	12	11:20.34	31.63	85.72	55.64	2 87.35
5	64	12C	Matt CLARKE (R)	Alpha/TM	12	11:21.45	32.74	85.58	55.90	9 86.94
6	5	12P	Ben WILLSHIRE	Anderson/SGM	12	11:26.31	37.60	84.98	55.98	9 86.82
7	57	12C	Kevin GRAY (R)	Energy/TM	12	11:35.40	46.69	83.87	57.41	5 84.65
8	36	25N	Paul WALLEY	Anderson/Honda	11	10:52.89	1 Lap	81.88	55.22	7 88.01
9	0	21N	Charles MORRIS	Anderson/DMV	11	11:06.20	1 Lap	80.25	58.54	6 83.02
10	66	21N	Simon BATEMAN	Anderson/Nametab	11	11:19.28	1 Lap	78.70	1:00.55	2 80.26
11	97	12C	Dave DURANCE	Intrepid/Pavesi	11	11:23.19	1 Lap	78.25	1:00.04	11 80.95
12	95	25N	Mick SHAW	Anderson/Honda	11	11:24.31	1 Lap	78.12	57.06	3 85.17
13	2	21N	Bob POOLEY	Anderson/BPV	10	11:12.26	2 Laps	72.29	1:03.66	10 76.34

Not-Classified

6	12C	Ben HUGHES	Octane/TM	8	8:06.37	DNF	79.94	57.46	5 84.58
13	21N	Tom WHYTE	Anderson/Villiers	8	8:47.85	DNF	73.66	1:01.57	2 78.93
20	25N	Andrew DEAN	ADE/Honda	6	5:59.18	DNF	81.18	53.76	6 90.40
91	12C	Mark BROOKMAN	Tonykart/Pavesi	4	3:46.73	DNF	85.74	55.13	3 88.16
115	21N	Tim WOODWARD	Jade/Quantum	3	11:21.18	NCF	21.40	1:04.03	2 75.90
1	21N	Don THOMPSON	Swift/Villiers	1	1:06.92	DNF	72.62	1:05.09	1 74.67
41	25N	Craig FLEMING	Anderson/Honda	1	1:23.11	DNF	58.48	54.71	1 88.83

Fastest Lap

1	25N	Jason DREDGE	Anderson/Honda					50.53	4 96.18
91	12C	Mark BROOKMAN	Tonykart/Pavesi					55.13	3 88.16
5	12P	Ben WILLSHIRE	Anderson/SGM					55.98	9 86.82
0	21N	Charles MORRIS	Anderson/DMV					58.54	6 83.02

Start Time : 16:17

22 Mar 09 16:31

Clerk of Course :	Time Issued :	Chief Timekeeper : Anthony Smith
-------------------	---------------	----------------------------------

THESE RESULTS REMAIN PROVISIONAL FOR A MINIMUM OF 30 MINUTES FROM THE TIME OF ISSUE

HS Sports Timing and Results Systems - Results and Lap Times at www.hssports.co.uk

BRITISH SUPERKART RACING CLUB CHAMPIONSHIP

LAP TIMES - RACE 14

0 Charles MORRIS

Lap	1	2	3	4	5	6	7	8	9	10
1	1:01.71	58.86	58.77	58.98	58.65	58.54	1:07.82	1:01.16	59.93	59.64
11	59.57									

1 Don THOMPSON

Lap	1	2	3	4	5	6	7	8	9	10
1	1:05.09									

1 Jason DREDGE

Lap	1	2	3	4	5	6	7	8	9	10
1	54.49	50.73	51.14	50.53	52.74	51.76	50.77	50.57	51.44	52.87
11	51.87	51.91								

2 Bob POOLEY

Lap	1	2	3	4	5	6	7	8	9	10
1	1:08.88	1:25.40	1:05.75	1:04.91	1:05.31	1:05.03	1:04.79	1:03.78	1:03.96	1:03.66

5 Ben WILLSHIRE

Lap	1	2	3	4	5	6	7	8	9	10
1	1:00.72	56.57	57.88	56.45	57.25	56.58	56.44	56.13	55.98	56.14
11	56.19	59.03								

6 Ben HUGHES

Lap	1	2	3	4	5	6	7	8	9	10
1	59.52	58.17	1:18.03	58.03	57.46	57.98	58.13	58.56		

13 Tom WHYTE

Lap	1	2	3	4	5	6	7	8	9	10
1	1:06.77	1:01.57	1:02.45	1:08.95	1:03.50	1:11.95	1:05.83	1:05.42		

20 Andrew DEAN

Lap	1	2	3	4	5	6	7	8	9	10
1	56.70	56.54	55.63	54.02	54.85	53.76				

28 Lloyd SCRIVEN

Lap	1	2	3	4	5	6	7	8	9	10
1	58.27	56.15	56.04	56.23	56.24	55.80	55.69	55.48	55.58	56.26
11	55.93	56.63								

31 Adam UNDERHILL (R)

Lap	1	2	3	4	5	6	7	8	9	10
1	59.69	55.64	56.11	56.30	56.24	56.71	56.77	56.85	56.49	56.48
11	56.32	56.48								

36 Paul WALLEY

Lap	1	2	3	4	5	6	7	8	9	10
1	1:00.81	57.29	57.66	57.32	56.62	56.02	55.22	55.83	55.61	56.55
11	55.97									

39	Jon NEVILLE									
Lap	1	2	3	4	5	6	7	8	9	10
1	55.34	51.61	52.07	51.72	51.38	51.69	51.70	51.48	52.22	51.71
11	51.16	51.35								
41	Craig FLEMING									
Lap	1	2	3	4	5	6	7	8	9	10
1	54.71									
57	Kevin GRAY (R)									
Lap	1	2	3	4	5	6	7	8	9	10
1	59.54	57.55	58.15	57.55	57.41	57.57	57.78	57.61	57.82	57.96
11	58.06	58.01								
64	Matt CLARKE (R)									
Lap	1	2	3	4	5	6	7	8	9	10
1	58.80	56.39	56.37	55.99	56.28	56.73	56.84	57.37	55.90	56.58
11	56.64	57.18								
66	Simon BATEMAN									
Lap	1	2	3	4	5	6	7	8	9	10
1	1:02.42	1:00.55	1:01.50	1:01.66	1:02.08	1:02.17	1:02.16	1:01.56	1:01.34	1:01.67
11	1:00.72									
91	Mark BROOKMAN									
Lap	1	2	3	4	5	6	7	8	9	10
1	59.35	55.60	55.13	55.88						
95	Mick SHAW									
Lap	1	2	3	4	5	6	7	8	9	10
1	1:00.41	59.50	57.06	57.78	59.61	58.22	59.61	1:00.86	1:01.86	59.78
11	1:01.43									
97	Dave DURANCE									
Lap	1	2	3	4	5	6	7	8	9	10
1	1:04.32	1:02.26	1:03.09	1:02.38	1:02.72	1:01.59	1:02.76	1:00.83	1:01.66	1:00.87
11	1:00.04									
115	Tim WOODWARD									
Lap	1	2	3	4	5	6	7	8	9	10
1	1:04.93	1:04.03	1:04.68							

Lap Chart

BRITISH SUPERKART RACING CLUB CHAMPIONSHIP - RACE 14

Lap 1		Lap 2		Lap 3		Lap 4		Lap 5		Lap 6		Lap 7		Lap 8		Lap 9		Lap 10	
No	Time	No	Time	No	Time	No	Time	No	Time	No	Time	No	Time	No	Time	No	Time	No	Time
28	58.50	28	1:54.65	28	2:50.69	91	3:46.73	28	4:43.16	28	5:38.96	1	6:30.05	1	7:20.62	1	8:12.06	1	9:04.93
64	59.18	64	1:55.57	91	2:50.85	28	3:46.92	64	4:44.21	1	5:39.28	39	6:33.73	39	7:25.21	66	8:15.55 *1	0	9:06.99 *1
57	59.93	31	1:55.59	31	2:51.70	64	3:47.93	31	4:44.24	64	5:40.94	28	6:34.65	28	7:30.13	39	8:17.43	39	9:09.14
31	59.95	91	1:55.72	64	2:51.94	31	3:48.00	2	4:45.73 *1	31	5:40.95	13	6:36.60 *1	31	7:34.57	97	8:20.62 *1	115	9:12.47 *9
6	1:00.01	57	1:57.48	57	2:55.63	5	3:52.57	1	4:47.52	39	5:42.03	31	6:37.72	64	7:35.15	95	8:21.24 *1	66	9:16.89 *1
91	1:00.12	6	1:58.18	5	2:56.12	57	3:53.18	5	4:49.82	5	5:46.40	64	6:37.78	5	7:38.97	28	8:25.71	28	9:21.97
5	1:01.67	5	1:58.24	0	3:01.91	1	3:54.78	39	4:50.34	57	5:48.16	5	6:42.84	13	7:42.43 *1	64	8:31.05	97	9:22.28 *1
66	1:03.87	0	2:03.14	1	3:04.25	39	3:58.96	57	4:50.59	2	5:51.04 *1	57	6:45.94	57	7:43.55	31	8:31.06	95	9:23.10 *1
0	1:04.28	66	2:04.42	66	3:05.92	0	4:00.89	0	4:59.54	0	5:58.08	2	6:56.07 *1	2	8:00.86 *1	5	8:34.95	31	9:27.54
97	1:04.99	97	2:07.25	39	3:07.24	66	4:07.58	20	5:05.42	20	5:59.18	0	7:05.90	36	8:04.76	57	8:41.37	64	9:27.63
1	1:06.92	13	2:09.75	97	3:10.34	20	4:10.57	66	5:09.66	6	6:09.68	6	7:07.81	6	8:06.37	13	8:47.85 *1	5	9:31.09
13	1:08.18	1	2:13.11	13	3:12.20	97	4:12.72	6	5:11.70	66	6:11.83	36	7:08.93	0	8:07.06	36	9:00.37	57	9:39.33
2	1:09.67	39	2:15.17	6	3:16.21	6	4:14.24	97	5:15.44	36	6:13.71	66	7:13.99			2	9:04.64 *1		
1	1:22.38	20	2:20.92	20	3:16.55	36	4:21.07	36	5:17.69	97	6:17.03	97	7:19.79						
41	1:23.11	36	2:26.09	36	3:23.75	13	4:21.15	95	5:22.55	95	6:20.77	95	7:20.38						
39	1:23.56	95	2:28.10	95	3:25.16	95	4:22.94	13	5:24.65										
20	1:24.38	2	2:35.07	2	3:40.82														
95	1:28.60																		
36	1:28.80																		

Lap Chart

BRITISH SUPERKART RACING CLUB CHAMPIONSHIP - RACE 14

Lap 11		Lap 12		Lap 13		Lap 14		Lap 15		Lap 16		Lap 17		Lap 18		Lap 19		Lap 20	
No	Time	No	Time	No	Time	No	Time	No	Time	No	Time	No	Time	No	Time	No	Time	No	Time
1	9:56.80	1	10:48.71																
36	9:56.92 *1	39	10:51.65																
39	10:00.30	36	10:52.89 *1																
0	10:06.63 *1	0	11:06.20 *1																
2	10:08.60 *2	2	11:12.26 *2																
115	10:16.50 *9	28	11:14.53																
28	10:17.90	66	11:19.28 *1																
66	10:18.56 *1	31	11:20.34																
95	10:22.88 *1	115	11:21.18 *9																
97	10:23.15 *1	64	11:21.45																
31	10:23.86	97	11:23.19 *1																
64	10:24.27	95	11:24.31 *1																
5	10:27.28	5	11:26.31																
57	10:37.39	57	11:35.40																