

NEW ERA RACE RESULTS

AUTUMN TROPHY

MALLORY PARK

1st NOVEMBER 2009

RESULTS BY



HS Sports Ltd
Unit 5, Radnor Park Industrial Estate
Congleton, Cheshire CW12 4XN
Tel. +44 (0)1260 275708
Fax +44 (0)1260 278352
www.hssports.co.uk

NEW ERA RACE RESULTS

ALLCOMERS RACE

80cc up to 690cc

RESULTS BY



HS Sports Ltd
Unit 5, Radnor Park Industrial Estate
Congleton, Cheshire CW12 4XN
Tel. +44 (0)1260 275708
Fax +44 (0)1260 278352
www.hssports.co.uk

NEW ERA RACE RESULTS

Mallory Park - Sunday 1st November 2009

Autumn Trophy

ALLCOMERS RACE - 80cc up to 690cc

TIMED PRACTICE

Pl	No	Cl	Name	Machine	Entrant/Sponsor	Laps	Time on Lap	Behind	MPH	
1	194	F4	Mark HORNSEY	Yamaha 450		9	1:04.95	5	77.04	
2	35	SM	Anthony HUGHES	KTM 660		9	1:07.12	8	02.17	74.55
3	32	SM	Sean GOLDSMITH	KTM 690	Goldsmith Construction	9	1:07.55	9	02.60	74.08
4	3	F4	Simon EDMONDSON	Honda 400		6	1:08.07	6	03.12	73.51
5	91	125	Andrew FISHER	Honda 125		8	1:08.09	8	03.14	73.49
6	34	SM	Glen COXHALL	KTM 660		9	1:08.41	9	03.46	73.15
7	5	SM	Mick EVERITT	KTM 660		8	1:08.74	8	03.79	72.80
8	7	SM	Duncan MACMILLAN	KTM 660	Jim Aim Racing	9	1:08.75	6	03.80	72.79
9	94	F4	Sam HORNSEY	Honda 400		8	1:09.80	8	04.85	71.69
10	1	H	Stuart MACHIN	Hornet 600		5	1:09.92	5	04.97	71.57
11	9	SM	Richard STONEY	KTM 660	Jalsh Ghar	8	1:09.94	8	04.99	71.55
12	84	SM	John COLEMAN	KTM 660		8	1:11.08	4	06.13	70.40
13	29	FE	David EDWARDS	Honda 250		8	1:11.86	7	06.91	69.64
14	35	CB	Katy MORTON	Honda 500		8	1:12.57	7	07.62	68.95
15	51	CB N	Paul WINFIELD	Honda 500		8	1:12.78	6	07.83	68.76
16	16	125	Kurtis BUTLER	Aprilia F125		8	1:13.67	6	08.72	67.92
17	10	FE	Huw EDWARDS	Rotax 250		8	1:14.94	4	09.99	66.77
18	46	SM	James FLOOD	KTM 690	Flood Partnership	7	1:16.03	6	11.08	65.82
19	30	FE	Stephen COX	Yamaha 350		7	1:16.24	7	11.29	65.63
20	28	125	Bradley RAY	Metrakit 80		7	1:16.37	7	11.42	65.52
21	77	125	Kyle RYDE	Herbi 80	Metmachex Eng. Ltd	7	1:16.98	7	12.03	65.00

Start Time : 11:24

01 Nov 09 11:37

Clerk of Course :

Time Issued :

Chief Timekeeper : Anthony Smith

THESE RESULTS REMAIN PROVISIONAL FOR A MINIMUM OF 30 MINUTES FROM THE TIME OF ISSUE

HS Sports Timing and Results Systems - Results and Lap Times at www.hssports.co.uk

ALLCOMERS RACE - 80cc up to 690cc

LAP TIMES - TIMED PRACTICE

1	Stuart MACHIN										
	Lap	1	2	3	4	5	6	7	8	9	10
	1	1:15.37	1:14.50	1:14.91	1:11.33	1:09.92					
3	Simon EDMONDSON										
	Lap	1	2	3	4	5	6	7	8	9	10
	1	1:14.93	1:11.80	1:11.89	1:09.97	1:08.79	1:08.07				
5	Mick EVERITT										
	Lap	1	2	3	4	5	6	7	8	9	10
	1	1:14.34	1:12.53	1:11.61	1:11.79	1:10.33	1:09.56	1:09.21	1:08.74		
7	Duncan MACMILLAN										
	Lap	1	2	3	4	5	6	7	8	9	10
	1	1:14.17	1:11.37	1:11.08	1:09.52	1:08.88	1:08.75	1:09.91	1:08.78	1:09.11	
9	Richard STONEY										
	Lap	1	2	3	4	5	6	7	8	9	10
	1	1:16.03	1:13.49	1:11.60	1:11.14	1:12.13	1:11.40	1:10.06	1:09.94		
10	Huw EDWARDS										
	Lap	1	2	3	4	5	6	7	8	9	10
	1	1:17.96	1:17.82	1:16.19	1:14.94	1:15.02	1:17.22	1:17.11	1:15.70		
16	Kurtis BUTLER										
	Lap	1	2	3	4	5	6	7	8	9	10
	1	1:21.29	1:17.75	1:16.61	1:15.93	1:14.03	1:13.67	1:15.26	1:14.91		
28	Bradley RAY										
	Lap	1	2	3	4	5	6	7	8	9	10
	1	1:24.58	1:21.27	1:19.56	1:18.09	1:18.87	1:17.48	1:16.37			
29	David EDWARDS										
	Lap	1	2	3	4	5	6	7	8	9	10
	1	1:13.81	1:13.36	1:12.66	1:12.44	1:12.87	1:14.34	1:11.86	1:13.07		
30	Stephen COX										
	Lap	1	2	3	4	5	6	7	8	9	10
	1	1:25.03	1:23.82	1:21.52	1:18.58	1:22.09	1:19.30	1:16.24			
32	Sean GOLDSMITH										
	Lap	1	2	3	4	5	6	7	8	9	10
	1	1:12.63	1:11.74	1:09.75	1:08.75	1:09.43	1:09.94	1:11.83	1:07.95	1:07.55	
34	Glen COXHALL										
	Lap	1	2	3	4	5	6	7	8	9	10
	1	1:15.60	1:11.44	1:09.41	1:10.48	1:09.02	1:10.18	1:09.84	1:09.97	1:08.41	
35	Katy MORTON										
	Lap	1	2	3	4	5	6	7	8	9	10
	1	1:19.49	1:18.57	1:15.88	1:14.68	1:14.14	1:14.04	1:12.57	1:12.57		


35	Anthony HUGHES									
Lap	1	2	3	4	5	6	7	8	9	10
1	1:13.40	1:10.93	1:11.23	1:09.33	1:08.78	1:08.18	1:09.87	1:07.12	1:07.63	
46	James FLOOD									
Lap	1	2	3	4	5	6	7	8	9	10
1	1:23.19	1:20.66	1:18.82	1:18.36	1:18.33	1:16.03	1:16.09			
51	Paul WINFIELD									
Lap	1	2	3	4	5	6	7	8	9	10
1	1:19.13	1:17.45	1:15.00	1:14.82	1:13.63	1:12.78	1:13.84	1:14.25		
77	Kyle RYDE									
Lap	1	2	3	4	5	6	7	8	9	10
1	1:25.45	1:23.00	1:20.99	1:18.74	1:18.43	1:17.27	1:16.98			
84	John COLEMAN									
Lap	1	2	3	4	5	6	7	8	9	10
1	1:16.68	1:16.15	1:11.52	1:11.08	1:11.29	1:11.46	1:11.72	1:11.36		
91	Andrew FISHER									
Lap	1	2	3	4	5	6	7	8	9	10
1	1:15.09	1:14.69	1:11.15	1:09.99	1:10.03	1:09.87	1:10.05	1:08.09		
94	Sam HORNSEY									
Lap	1	2	3	4	5	6	7	8	9	10
1	1:20.90	1:17.30	1:15.22	1:13.86	1:11.90	1:10.42	1:10.29	1:09.80		
194	Mark HORNSEY									
Lap	1	2	3	4	5	6	7	8	9	10
1	1:08.25	1:06.86	1:06.37	1:07.17	1:04.95	1:07.89	1:06.04	1:07.08	1:05.61	

NEW ERA RACE GRID

ALLCOMERS - 80cc up to 690cc

RACE 1

ROW 6	24	23	22	77 01:16.980 RYDE 21
ROW 5	28 01:16.370 RAY 20	30 01:16.240 COX 19	46 01:16.030 FLOOD 18	10 01:14.940 EDWARDS 17
ROW 4	16 01:13.670 BUTLER 16	51 01:12.780 WINFIELD 15	35 01:12.570 MORTON 14	29 01:11.860 EDWARDS 13
ROW 3	84 01:11.080 COLEMAN 12	9 01:09.940 STONEY 11	1 01:09.920 MACHIN 10	94 01:09.800 HORNSEY 9
ROW 2	7 01:08.750 MACMILLAN 8	5 01:08.740 EVERITT 7	34 01:08.410 COXHALL 6	91 01:08.090 FISHER 5
ROW 1	3 01:08.070 EDMONDSON 4	32 01:07.550 GOLDSMITH 3	35 01:07.120 HUGHES 2	194 01:04.950 HORNSEY 1
				POLE



NEW ERA RACE RESULTS

Mallory Park - Sunday 1st November 2009

Autumn Trophy

ALLCOMERS RACE - 80cc up to 690cc

RESULT - RACE 1

PI	No	Cl	Name	Machine	Entrant/Sponsor	Laps	Time	Behind	MPH	Best Lap on	MPH
1	194	F4	Mark HORNSEY	Yamaha 450		8	8:15.39		80.81	1:00.35	2 82.92
2	94	F4	Sam HORNSEY	Honda 400		8	8:20.55	5.16	79.98	1:00.32	8 82.96
3	7	SM	Duncan MACMILLAN	KTM 660	Jim Aim Racing	8	8:24.67	9.28	79.32	1:01.50	5 81.37
4	35	SM	Anthony HUGHES	KTM 660		8	8:25.24	9.85	79.23	1:02.04	5 80.66
5	32	SM	Sean GOLDSMITH	KTM 690	Goldsmith Construction	8	8:28.90	13.51	78.66	1:01.65	2 81.17
6	9	SM	Richard STONEY	KTM 660	Jalsh Ghar	8	8:32.99	17.60	78.04	1:02.76	3 79.73
7	5	SM	Mick EVERITT	KTM 660		8	8:33.26	17.87	78.00	1:02.24	7 80.40
8	91	125	Andrew FISHER	Honda 125		8	8:33.97	18.58	77.89	1:02.00	6 80.71
9	84	SM	John COLEMAN	KTM 660		8	8:39.29	23.90	77.09	1:03.48	8 78.83
10	1	H	Stuart MACHIN	Hornet 600		8	8:42.51	27.12	76.61	1:03.30	7 79.05
11	30	FE	Stephen COX	Yamaha 350		8	9:04.95	49.56	73.46	1:03.61	8 78.67
12	10	FE	Huw EDWARDS	Rotax 250		8	9:07.22	51.83	73.16	1:05.38	6 76.54
13	51	CB N	Paul WINFIELD	Honda 500		8	9:16.46	1:01.07	71.94	1:07.55	5 74.08
14	46	SM	James FLOOD	KTM 690	Flood Partnership	8	9:17.01	1:01.62	71.87	1:07.70	2 73.91
15	77	125	Kyle RYDE	Herbi 80	Metmachex Eng. Ltd	8	9:17.83	1:02.44	71.76	1:06.91	8 74.79
16	29	FE	David EDWARDS	Honda 250		8	9:20.72	1:05.33	71.39	1:08.47	6 73.08
17	28	125	Bradley RAY	Metrakit 80		7	8:20.49	1 Lap	69.99	1:09.00	5 72.52
18	16	125	Kurtis BUTLER	Aprilia F125		7	8:54.84	1 Lap	65.49	1:08.74	6 72.80

Not-Classified

3	F4	Simon EDMONDSON	Honda 400		3	3:13.02	DNF	77.77	1:02.25	3 80.39
11	250	Rob MAWBEY	Honda 250		2	2:14.74	DNF	74.28	1:02.00	2 80.71

Fastest Lap

94	F4	Sam HORNSEY	Honda 400						1:00.32	8 82.96
7	SM	Duncan MACMILLAN	KTM 660	Jim Aim Racing					1:01.50	5 81.37
91	125	Andrew FISHER	Honda 125						1:02.00	6 80.71
11	250	Rob MAWBEY	Honda 250						1:02.00	2 80.71
1	H	Stuart MACHIN	Hornet 600						1:03.30	7 79.05
30	FE	Stephen COX	Yamaha 350						1:03.61	8 78.67
51	CB N	Paul WINFIELD	Honda 500						1:07.55	5 74.08

Start Time : 12:56

01 Nov 09 13:16

Clerk of Course :

Time Issued :

Chief Timekeeper : Anthony Smith

THESE RESULTS REMAIN PROVISIONAL FOR A MINIMUM OF 30 MINUTES FROM THE TIME OF ISSUE

HS Sports Timing and Results Systems - Results and Lap Times at www.hssports.co.uk

ALLCOMERS RACE - 80cc up to 690cc

LAP TIMES - RACE 1

1	Stuart MACHIN										
	Lap	1	2	3	4	5	6	7	8	9	10
	1	1:09.80	1:09.80	1:05.12	1:03.75	1:03.75	1:03.54	1:03.30	1:03.45		
3	Simon EDMONDSON										
	Lap	1	2	3	4	5	6	7	8	9	10
	1	1:07.67	1:03.10	1:02.25							
5	Mick EVERITT										
	Lap	1	2	3	4	5	6	7	8	9	10
	1	1:10.61	1:03.83	1:04.06	1:03.18	1:03.88	1:02.84	1:02.24	1:02.62		
7	Duncan MACMILLAN										
	Lap	1	2	3	4	5	6	7	8	9	10
	1	1:07.44	1:01.67	1:02.69	1:04.05	1:01.50	1:02.15	1:02.48	1:02.69		
9	Richard STONEY										
	Lap	1	2	3	4	5	6	7	8	9	10
	1	1:09.53	1:02.91	1:02.76	1:04.08	1:03.45	1:03.60	1:03.64	1:03.02		
10	Huw EDWARDS										
	Lap	1	2	3	4	5	6	7	8	9	10
	1	1:18.74	1:08.23	1:08.28	1:08.25	1:06.46	1:05.38	1:05.78	1:06.10		
11	Rob MAWBEY										
	Lap	1	2	3	4	5	6	7	8	9	10
	1	1:12.74	1:02.00								
16	Kurtis BUTLER										
	Lap	1	2	3	4	5	6	7	8	9	10
	1	1:18.66	1:11.66	1:48.11	1:09.02	1:09.11	1:08.74	1:09.54			
28	Bradley RAY										
	Lap	1	2	3	4	5	6	7	8	9	10
	1	1:20.71	1:10.32	1:10.51	1:09.21	1:09.00	1:09.61	1:11.13			
29	David EDWARDS										
	Lap	1	2	3	4	5	6	7	8	9	10
	1	1:16.53	1:09.63	1:09.44	1:09.73	1:09.14	1:08.47	1:08.94	1:08.84		
30	Stephen COX										
	Lap	1	2	3	4	5	6	7	8	9	10
	1	1:25.48	1:08.31	1:07.23	1:05.91	1:05.49	1:04.48	1:04.44	1:03.61		
32	Sean GOLDSMITH										
	Lap	1	2	3	4	5	6	7	8	9	10
	1	1:08.73	1:01.65	1:01.92	1:02.54	1:02.06	1:03.18	1:01.92	1:06.90		
35	Anthony HUGHES										
	Lap	1	2	3	4	5	6	7	8	9	10
	1	1:06.13	1:02.93	1:02.71	1:03.77	1:02.04	1:02.78	1:02.42	1:02.46		

46	James FLOOD									
Lap	1	2	3	4	5	6	7	8	9	10
1	1:18.50	1:07.70	1:07.94	1:09.14	1:09.01	1:09.19	1:07.83	1:07.70		
51	Paul WINFIELD									
Lap	1	2	3	4	5	6	7	8	9	10
1	1:17.39	1:09.48	1:09.72	1:08.38	1:07.55	1:07.62	1:07.78	1:08.54		
77	Kyle RYDE									
Lap	1	2	3	4	5	6	7	8	9	10
1	1:20.08	1:10.34	1:09.21	1:08.58	1:07.41	1:07.42	1:07.88	1:06.91		
84	John COLEMAN									
Lap	1	2	3	4	5	6	7	8	9	10
1	1:10.26	1:04.11	1:04.71	1:05.12	1:04.04	1:03.54	1:04.03	1:03.48		
91	Andrew FISHER									
Lap	1	2	3	4	5	6	7	8	9	10
1	1:11.73	1:04.22	1:04.38	1:03.59	1:02.92	1:02.00	1:02.68	1:02.45		
94	Sam HORNSEY									
Lap	1	2	3	4	5	6	7	8	9	10
1	1:10.70	1:02.45	1:02.12	1:02.21	1:00.58	1:01.37	1:00.80	1:00.32		
194	Mark HORNSEY									
Lap	1	2	3	4	5	6	7	8	9	10
1	1:05.07	1:00.35	1:01.46	1:01.97	1:00.91	1:01.61	1:01.52	1:02.50		

Lap Chart

ALLCOMERS RACE - 80cc up to 690cc - RACE 1

Lap 1		Lap 2		Lap 3		Lap 4		Lap 5		Lap 6		Lap 7		Lap 8		Lap 9		Lap 10	
No	Time	No	Time	No	Time	No	Time	No	Time	No	Time	No	Time	No	Time	No	Time	No	Time
194	1:05.07	194	2:05.42	194	3:06.88	194	4:08.85	194	5:09.76	194	6:11.37	194	7:12.89	194	8:15.39				
35	1:06.13	35	2:09.06	35	3:11.77	32	4:14.84	32	5:16.90	94	6:19.43	94	7:20.23	28	8:20.49	*1			
7	1:07.44	7	2:09.11	7	3:11.80	35	4:15.54	7	5:17.35	7	6:19.50	7	7:21.98	94	8:20.55				
3	1:07.67	32	2:10.38	32	3:12.30	7	4:15.85	35	5:17.58	32	6:20.08	32	7:22.00	7	8:24.67				
32	1:08.73	3	2:10.77	3	3:13.02	94	4:17.48	94	5:18.06	35	6:20.36	35	7:22.78	35	8:25.24				
9	1:09.53	9	2:12.44	9	3:15.20	16	4:18.43	*1	9	5:22.73	9	6:26.33	9	7:29.97	32	8:28.90			
1	1:09.80	94	2:13.15	94	3:15.27	9	4:19.28	5	5:25.56	5	6:28.40	5	7:30.64	9	8:32.99				
84	1:10.26	84	2:14.37	5	3:18.50	5	4:21.68	91	5:26.84	91	6:28.84	91	7:31.52	5	8:33.26				
5	1:10.61	5	2:14.44	84	3:19.08	91	4:23.92	16	5:27.45	*1	84	6:31.78	84	7:35.81	91	8:33.97			
94	1:10.70	11	2:14.74	91	3:20.33	84	4:24.20	84	5:28.24	1	6:35.76	1	7:39.06	84	8:39.29				
91	1:11.73	91	2:15.95	1	3:24.72	1	4:28.47	1	5:32.22	16	6:36.56	*1	16	7:45.30	*1	1	8:42.51		
11	1:12.74	1	2:19.60	46	3:34.14	46	4:43.28	10	5:49.96	10	6:55.34	10	8:01.12	16	8:54.84	*1			
29	1:16.53	29	2:26.16	10	3:35.25	10	4:43.50	46	5:52.29	30	6:56.90	30	8:01.34	30	9:04.95				
51	1:17.39	46	2:26.20	29	3:35.60	51	4:44.97	30	5:52.42	51	7:00.14	51	8:07.92	10	9:07.22				
46	1:18.50	51	2:26.87	51	3:36.59	29	4:45.33	51	5:52.52	46	7:01.48	46	8:09.31	51	9:16.46				
16	1:18.66	10	2:26.97	77	3:39.63	30	4:46.93	29	5:54.47	29	7:02.94	77	8:10.92	46	9:17.01				
10	1:18.74	16	2:30.32	30	3:41.02	77	4:48.21	77	5:55.62	77	7:03.04	29	8:11.88	77	9:17.83				
77	1:20.08	77	2:30.42	28	3:41.54	28	4:50.75	28	5:59.75	28	7:09.36			29	9:20.72				
28	1:20.71	28	2:31.03																
30	1:25.48	30	2:33.79																

NEW ERA RACE RESULTS

ALLCOMERS RACE

Formula 600 up to 1300cc

RESULTS BY



HS Sports Ltd
Unit 5, Radnor Park Industrial Estate
Congleton, Cheshire CW12 4XN
Tel. +44 (0)1260 275708
Fax +44 (0)1260 278352
www.hssports.co.uk

NEW ERA RACE RESULTS

Mallory Park - Sunday 1st November 2009

Autumn Trophy

ALLCOMERS RACE - Formula 600 up to 1300cc

TIMED PRACTICE - Amended

Pl	No	Cl	Name	Machine	Entrant/Sponsor	Laps	Time on Lap	Behind	MPH
1	28	PB	Phil BROOKS	Yamaha 1000		5	59.88	5	83.57
2	37	F6	Ben PHILLIPS	Yamaha 600		9	1:00.17	8	83.16
3	7	PB	Carl MARSDEN	Aprilia 1000		8	1:00.51	7	82.70
4	113	PB N	Gordon SCOTT	Suzuki 1000		7	1:03.78	7	78.46
5	62	ST	Sam WEST	Ducati 1098	Water Lane Clinic	8	1:03.93	6	78.27
6	46	SS	Ben ROBERTS	Yamaha 600		8	1:04.19	7	77.96
7	122	PB N	Andrew TAYLOR	Yamaha 1000		8	1:04.49	8	77.59
8	118	PS	Jason BREWSTER	Yamaha 1000		7	1:05.32	7	76.61
9	55	F6	Leon JEACOCK	Yamaha 600		6	1:06.00	6	75.82
10	149	PB N	Steve GIBSON	Yamaha 1000		7	1:06.19	5	75.60
11	31	PB	Emmett BURKE	Yamaha 1000		8	1:06.45	4	75.30
12	24	PI	Matthew PEARCE	Kawasaki 600		7	1:06.85	7	74.85
13	30	PB N	Kevin PARKER	Kawasaki 899		8	1:06.88	8	74.82
14	39	PB	Sean HAYES	Suzuki 1000	Circuit Based Training	7	1:07.04	6	74.64
15	63	SS	Marc HUGHES	Yamaha 600		8	1:07.60	8	74.02
16	90	F6 N	Mark WOOD	Yamaha 600		8	1:07.67	8	73.95
17	33	PB	Andy POSCOTIS	Suzuki 1000	Air 2 Hire Air Conditioning	5	1:07.68	5	73.94
18	47	ST	Les LINEY	Ducati 1098	Les Liney Vehicle Hire	4	1:07.79	4	73.82
19	12	F6 N	Carl MORRIS	Kawasaki 600		8	1:08.25	8	73.32
20	13	ST	Dave CHARRETT	Triumph 675		8	1:08.57	7	72.98
21	56	F6	Roger SLATER	Yamaha 600		7	1:11.18	7	70.30
22	121	PS	Steve ATKINS	Suzuki 1000		7	1:11.67	6	69.82
23	73	F6	Keith TOWNSEND	Suzuki 600	Industrial Gas UK Ltd	7	1:11.72	7	69.77
24	20	F6	Nicholas WALKER	Suzuki 600		7	1:11.86	7	69.64
25	148	ST	Kev CARRINGTON	Aprilia 1000		7	1:13.50	3	68.08

Disqualified

125	F6	Paul O'CONNOR	Honda 600	Not entered for this race
30	F6	Sean MOORE	Yamaha 600	Not entered for this race

Start Time : 11:38

01 Nov 09 12:16

Clerk of Course :

Time Issued :

Chief Timekeeper : Anthony Smith

THESE RESULTS REMAIN PROVISIONAL FOR A MINIMUM OF 30 MINUTES FROM THE TIME OF ISSUE

HS Sports Timing and Results Systems - www.hssports.co.uk / Results and Lap Times at www.theresults.co.uk

ALLCOMERS RACE - Formula 600 up to 1300cc

LAP TIMES - TIMED PRACTICE

7	Carl MARSDEN										
	Lap	1	2	3	4	5	6	7	8	9	10
	1	1:05.42	1:04.17	1:02.48	1:02.83	1:01.56	1:02.25	1:00.51	1:00.90		
12	Carl MORRIS										
	Lap	1	2	3	4	5	6	7	8	9	10
	1	1:12.07	1:11.38	1:10.88	1:10.72	1:10.48	1:09.26	1:09.19	1:08.25		
13	Dave CHARRETT										
	Lap	1	2	3	4	5	6	7	8	9	10
	1	1:19.75	1:14.64	1:11.92	1:09.98	1:09.39	1:09.57	1:08.57	1:09.72		
20	Nicholas WALKER										
	Lap	1	2	3	4	5	6	7	8	9	10
	1	1:20.89	1:17.99	1:16.20	1:16.13	1:13.89	1:12.33	1:11.86			
24	Matthew PEARCE										
	Lap	1	2	3	4	5	6	7	8	9	10
	1	1:11.20	1:09.93	1:08.80	1:08.31	1:11.19	1:08.25	1:06.85			
28	Phil BROOKS										
	Lap	1	2	3	4	5	6	7	8	9	10
	1	1:02.99	1:00.81	1:02.99	1:01.90	59.88					
30	Sean MOORE										
	Lap	1	2	3	4	5	6	7	8	9	10
	1	1:09.79	1:06.87	1:08.57	1:05.39	1:03.96	1:03.66	1:04.23	1:02.78	1:01.74	
30	Kevin PARKER										
	Lap	1	2	3	4	5	6	7	8	9	10
	1	1:14.18	1:14.28	1:12.20	1:11.04	1:10.20	1:08.91	1:08.35	1:06.88		
31	Emmett BURKE										
	Lap	1	2	3	4	5	6	7	8	9	10
	1	1:09.91	1:09.92	1:07.12	1:06.45	1:09.56	1:07.39	1:07.08	1:08.21		
33	Andy POSCOTIS										
	Lap	1	2	3	4	5	6	7	8	9	10
	1	1:11.36	1:10.61	1:09.02	1:08.79	1:07.68					
37	Ben PHILLIPS										
	Lap	1	2	3	4	5	6	7	8	9	10
	1	1:06.18	1:03.72	1:01.38	1:04.46	1:01.96	1:02.30	1:00.82	1:00.17	1:04.75	
39	Sean HAYES										
	Lap	1	2	3	4	5	6	7	8	9	10
	1	1:11.65	1:09.27	1:09.14	1:08.07	1:07.07	1:07.04	1:08.68			
46	Ben ROBERTS										
	Lap	1	2	3	4	5	6	7	8	9	10
	1	1:11.42	1:09.03	1:06.83	1:05.31	1:06.09	1:04.23	1:04.19	1:04.85		


47	Les LINEY										
	Lap	1	2	3	4	5	6	7	8	9	10
	1	1:13.67	1:11.28	1:08.19	1:07.79						
55	Leon JEACOCK										
	Lap	1	2	3	4	5	6	7	8	9	10
	1	1:11.27	3:15.84	1:09.38	1:06.43	1:06.03	1:06.00				
56	Roger SLATER										
	Lap	1	2	3	4	5	6	7	8	9	10
	1	1:19.58	1:18.74	1:14.24	1:15.62	1:15.29	1:13.42	1:11.18			
62	Sam WEST										
	Lap	1	2	3	4	5	6	7	8	9	10
	1	1:14.27	1:10.39	1:07.67	1:06.22	1:06.22	1:03.93	1:03.98	1:06.43		
63	Marc HUGHES										
	Lap	1	2	3	4	5	6	7	8	9	10
	1	1:12.96	1:09.56	1:08.15	1:08.36	1:08.54	1:07.68	1:08.05	1:07.60		
73	Keith TOWNSEND										
	Lap	1	2	3	4	5	6	7	8	9	10
	1	1:16.73	1:14.79	1:12.53	1:12.51	1:11.77	1:11.79	1:11.72			
90	Mark WOOD										
	Lap	1	2	3	4	5	6	7	8	9	10
	1	1:16.51	1:12.44	1:09.85	1:08.78	1:09.48	1:09.45	1:07.85	1:07.67		
113	Gordon SCOTT										
	Lap	1	2	3	4	5	6	7	8	9	10
	1	1:08.51	1:07.21	1:04.38	1:06.06	1:03.88	1:05.77	1:03.78			
118	Jason BREWSTER										
	Lap	1	2	3	4	5	6	7	8	9	10
	1	1:08.53	1:06.75	1:05.88	1:08.47	1:06.78	1:09.07	1:05.32			
121	Steve ATKINS										
	Lap	1	2	3	4	5	6	7	8	9	10
	1	1:16.81	1:14.77	1:13.71	1:12.23	1:11.86	1:11.67	1:11.84			
122	Andrew TAYLOR										
	Lap	1	2	3	4	5	6	7	8	9	10
	1	1:17.09	1:12.08	1:08.52	1:08.85	1:08.65	1:05.41	1:05.21	1:04.49		
125	Paul O'CONNOR										
	Lap	1	2	3	4	5	6	7	8	9	10
	1	1:13.70	1:11.82	1:09.50	1:08.32	1:08.23	1:07.77	1:08.45			
148	Kev CARRINGTON										
	Lap	1	2	3	4	5	6	7	8	9	10
	1	1:20.41	1:16.43	1:13.50	1:14.16	1:15.34	1:15.54	1:14.35			
149	Steve GIBSON										
	Lap	1	2	3	4	5	6	7	8	9	10
	1	1:10.37	1:10.70	1:07.99	1:06.59	1:06.19	1:07.89	1:07.38			

NEW ERA RACE GRID

ALLCOMERS - Formula 600 up to 1300cc

RACE 2

ROW 6	20 01:11.860 WALKER 24	73 01:11.720 TOWNSEND 23	121 01:11.670 ATKINS 22	56 01:11.180 SLATER 21
ROW 5	13 01:08.570 CHARRETT 20	12 01:08.250 MORRIS 19	47 01:07.790 LINEY 18	33 01:07.680 POSCOTIS 17
ROW 4	90 01:07.670 WOOD 16	63 01:07.600 HUGHES 15	39 01:07.040 HAYES 14	30 01:06.880 PARKER 13
ROW 3	24 01:06.850 PEARCE 12	31 01:06.450 BURKE 11	149 01:06.190 GIBSON 10	55 01:06.000 JEACOCK 9
ROW 2	118 01:05.320 BREWSTER 8	122 01:04.490 TAYLOR 7	46 01:04.190 ROBERTS 6	62 01:03.930 WEST 5
ROW 1	113 01:03.780 SCOTT 4	7 01:00.510 MARSDEN 3	37 01:00.170 PHILLIPS 2	28 00:59.880 BROOKS 1
				POLE



NEW ERA RACE RESULTS

Mallory Park - Sunday 1st November 2009

Autumn Trophy

ALLCOMERS RACE - Formula 600 up to 1300cc

RESULT - RACE 2

PI	No	Cl	Name	Machine	Entrant/Sponsor	Laps	Time	Behind	MPH	Best Lap on	MPH
1	37	F6	Ben PHILLIPS	Yamaha 600		8	7:50.00		85.17	57.52	2 87.00
2	63	SS	Marc HUGHES	Yamaha 600		8	7:53.16	3.16	84.61	57.00	8 87.79
3	46	SS	Ben ROBERTS	Yamaha 600		8	7:54.63	4.63	84.34	58.33	8 85.79
4	7	PB	Carl MARSDEN	Aprilia 1000		8	7:57.04	7.04	83.92	56.33	8 88.83
5	55	F6	Leon JEACOCK	Yamaha 600		8	7:57.67	7.67	83.81	57.80	6 86.57
6	31	PB	Emmett BURKE	Yamaha 1000		8	8:04.85	14.85	82.57	59.21	6 84.51
7	62	ST	Sam WEST	Ducati 1098	Water Lane Clinic	8	8:05.44	15.44	82.47	59.68	3 83.85
8	113	PB N	Gordon SCOTT	Suzuki 1000		8	8:06.44	16.44	82.30	59.54	3 84.04
9	118	PS	Jason BREWSTER	Yamaha 1000		8	8:14.35	24.35	80.98	59.39	4 84.26
10	149	PB N	Steve GIBSON	Yamaha 1000		8	8:16.71	26.71	80.59	59.97	2 83.44
11	39	PB	Sean HAYES	Suzuki 1000	Circuit Based Training	8	8:17.09	27.09	80.53	59.90	5 83.54
12	90	F6 N	Mark WOOD	Yamaha 600		8	8:20.02	30.02	80.06	1:00.48	4 82.74
13	56	F6	Roger SLATER	Yamaha 600		8	8:24.36	34.36	79.37	1:00.38	8 82.88
14	47	ST	Les LINEY	Ducati 1098	Les Liney Vehicle Hire	8	8:24.38	34.38	79.37	59.60	8 83.96
15	30	PB N	Kevin PARKER	Kawasaki 899		8	8:29.68	39.68	78.54	1:02.29	5 80.33
16	13	ST	Dave CHARRETT	Triumph 675		8	8:30.57	40.57	78.41	1:01.26	7 81.68
17	73	F6	Keith TOWNSEND	Suzuki 600	Industrial Gas UK Ltd	8	8:31.14	41.14	78.32	1:01.62	8 81.21
18	24	PI	Matthew PEARCE	Kawasaki 600		8	8:34.72	44.72	77.77	1:02.54	8 80.01
19	12	F6 N	Carl MORRIS	Kawasaki 600		8	8:37.35	47.35	77.38	1:02.65	4 79.87
20	121	PS	Steve ATKINS	Suzuki 1000		8	8:43.73	53.73	76.44	1:03.38	4 78.95
21	148	ST	Kev CARRINGTON	Aprilia 1000		8	8:45.45	55.45	76.19	1:03.07	4 79.34
22	20	F6	Nicholas WALKER	Suzuki 600		7	8:21.72	1 Lap	69.82	1:08.70	2 72.84

Not-Classified

28	PB	Phil BROOKS	Yamaha 1000			2	1:58.97	DNF	84.12	57.41	2 87.16
----	----	-------------	-------------	--	--	---	---------	-----	-------	-------	---------

Fastest Lap

7	PB	Carl MARSDEN	Aprilia 1000							56.33	8 88.83
63	SS	Marc HUGHES	Yamaha 600							57.00	8 87.79
37	F6	Ben PHILLIPS	Yamaha 600							57.52	2 87.00
118	PS	Jason BREWSTER	Yamaha 1000							59.39	4 84.26
47	ST	Les LINEY	Ducati 1098	Les Liney Vehicle Hire						59.60	8 83.96
24	PI	Matthew PEARCE	Kawasaki 600							1:02.54	8 80.01

No. 7 - 10 sec. penalty - overtaking under yellow flag ===== No. 118 - 10 sec. jump start penalty

Start Time : 13:12

01 Nov 09 13:24

Clerk of Course :

Time Issued :

Chief Timekeeper : Anthony Smith

THESE RESULTS REMAIN PROVISIONAL FOR A MINIMUM OF 30 MINUTES FROM THE TIME OF ISSUE

HS Sports Timing and Results Systems - Results and Lap Times at www.hssports.co.uk

ALLCOMERS RACE - Formula 600 up to 1300cc

LAP TIMES - RACE 2

7	Carl MARSDEN										
	Lap	1	2	3	4	5	6	7	8	9	10
	1	1:05.56	58.78	58.89	57.65	56.79	56.48	56.56	56.33		
12	Carl MORRIS										
	Lap	1	2	3	4	5	6	7	8	9	10
	1	1:10.97	1:02.93	1:02.88	1:02.65	1:04.78	1:06.35	1:03.47	1:03.32		
13	Dave CHARRETT										
	Lap	1	2	3	4	5	6	7	8	9	10
	1	1:12.22	1:02.17	1:04.49	1:03.20	1:02.36	1:03.16	1:01.26	1:01.71		
20	Nicholas WALKER										
	Lap	1	2	3	4	5	6	7	8	9	10
	1	1:16.48	1:08.70	1:09.87	1:11.02	1:13.79	1:11.31	1:10.55			
24	Matthew PEARCE										
	Lap	1	2	3	4	5	6	7	8	9	10
	1	1:09.37	1:04.21	1:04.15	1:03.93	1:03.32	1:04.30	1:02.90	1:02.54		
28	Phil BROOKS										
	Lap	1	2	3	4	5	6	7	8	9	10
	1	1:01.56	57.41								
30	Kevin PARKER										
	Lap	1	2	3	4	5	6	7	8	9	10
	1	1:10.03	1:03.62	1:02.84	1:02.68	1:02.29	1:03.07	1:02.41	1:02.74		
31	Emmett BURKE										
	Lap	1	2	3	4	5	6	7	8	9	10
	1	1:06.55	59.65	59.78	59.79	59.32	59.21	1:00.82	59.73		
37	Ben PHILLIPS										
	Lap	1	2	3	4	5	6	7	8	9	10
	1	1:02.07	57.52	58.40	58.13	58.24	58.97	58.48	58.19		
39	Sean HAYES										
	Lap	1	2	3	4	5	6	7	8	9	10
	1	1:09.32	1:01.90	1:01.22	1:00.41	59.90	1:00.15	1:01.97	1:02.22		
46	Ben ROBERTS										
	Lap	1	2	3	4	5	6	7	8	9	10
	1	1:03.23	58.58	58.48	58.64	58.66	59.05	59.66	58.33		
47	Les LINEY										
	Lap	1	2	3	4	5	6	7	8	9	10
	1	1:14.49	1:02.40	1:02.10	1:02.64	1:01.24	1:01.40	1:00.51	59.60		
55	Leon JEACOCK										
	Lap	1	2	3	4	5	6	7	8	9	10
	1	1:04.85	1:00.40	59.48	59.34	58.04	57.80	57.85	59.91		

56	Roger SLATER									
Lap	1	2	3	4	5	6	7	8	9	10
1	1:12.80	1:02.44	1:03.00	1:02.36	1:01.57	1:00.56	1:01.25	1:00.38		
62	Sam WEST									
Lap	1	2	3	4	5	6	7	8	9	10
1	1:04.61	1:00.17	59.68	1:00.30	59.82	1:00.12	1:00.72	1:00.02		
63	Marc HUGHES									
Lap	1	2	3	4	5	6	7	8	9	10
1	1:05.98	59.06	59.65	58.47	57.49	58.05	57.46	57.00		
73	Keith TOWNSEND									
Lap	1	2	3	4	5	6	7	8	9	10
1	1:13.37	1:03.29	1:03.54	1:02.31	1:02.59	1:02.70	1:01.72	1:01.62		
90	Mark WOOD									
Lap	1	2	3	4	5	6	7	8	9	10
1	1:10.45	1:02.16	1:00.71	1:00.48	1:00.55	1:01.56	1:01.61	1:02.50		
113	Gordon SCOTT									
Lap	1	2	3	4	5	6	7	8	9	10
1	1:05.44	1:00.51	59.54	59.92	1:00.35	59.91	1:00.21	1:00.56		
118	Jason BREWSTER									
Lap	1	2	3	4	5	6	7	8	9	10
1	1:03.73	59.62	59.70	59.39	1:01.14	1:00.43	1:00.62	59.72		
121	Steve ATKINS									
Lap	1	2	3	4	5	6	7	8	9	10
1	1:14.35	1:04.62	1:04.07	1:03.38	1:03.75	1:04.32	1:03.85	1:05.39		
148	Kev CARRINGTON									
Lap	1	2	3	4	5	6	7	8	9	10
1	1:15.30	1:04.31	1:04.38	1:03.07	1:03.47	1:04.73	1:05.23	1:04.96		
149	Steve GIBSON									
Lap	1	2	3	4	5	6	7	8	9	10
1	1:07.35	59.97	1:01.34	1:01.20	1:00.22	1:02.29	1:03.15	1:01.19		

Lap Chart

ALLCOMERS RACE - Formula 600 up to 1300cc - RACE 2

Lap 1		Lap 2		Lap 3		Lap 4		Lap 5		Lap 6		Lap 7		Lap 8		Lap 9		Lap 10	
No	Time	No	Time	No	Time	No	Time	No	Time	No	Time	No	Time	No	Time	No	Time	No	Time
28	1:01.56	28	1:58.97	37	2:57.99	37	3:56.12	37	4:54.36	37	5:53.33	7	6:50.71	37	7:50.00				
37	1:02.07	37	1:59.59	46	3:00.29	46	3:58.93	46	4:57.59	7	5:54.15	37	6:51.81	63	7:53.16				
46	1:03.23	46	2:01.81	118	3:03.05	7	4:00.88	7	4:57.67	46	5:56.64	63	6:56.16	46	7:54.63				
118	1:03.73	118	2:03.35	7	3:03.23	118	4:02.44	63	5:00.65	63	5:58.70	46	6:56.30	7	7:57.04				
62	1:04.61	7	2:04.34	62	3:04.46	63	4:03.16	55	5:02.11	20	5:59.86 *1	55	6:57.76	55	7:57.67				
55	1:04.85	62	2:04.78	63	3:04.69	55	4:04.07	118	5:03.58	55	5:59.91	118	7:04.63	31	8:04.85				
113	1:05.44	63	2:05.04	55	3:04.73	62	4:04.76	62	5:04.58	118	6:04.01	31	7:05.12	62	8:05.44				
7	1:05.56	55	2:05.25	113	3:05.49	113	4:05.41	31	5:05.09	31	6:04.30	62	7:05.42	113	8:06.44				
63	1:05.98	113	2:05.95	31	3:05.98	31	4:05.77	113	5:05.76	62	6:04.70	113	7:05.88	118	8:14.35				
31	1:06.55	31	2:06.20	149	3:08.66	149	4:09.86	149	5:10.08	113	6:05.67	20	7:11.17 *1	149	8:16.71				
149	1:07.35	149	2:07.32	39	3:12.44	39	4:12.85	39	5:12.75	149	6:12.37	39	7:14.87	39	8:17.09				
39	1:09.32	39	2:11.22	90	3:13.32	90	4:13.80	90	5:14.35	39	6:12.90	149	7:15.52	90	8:20.02				
24	1:09.37	90	2:12.61	30	3:16.49	30	4:19.17	30	5:21.46	90	6:15.91	90	7:17.52	20	8:21.72 *1				
30	1:10.03	24	2:13.58	12	3:16.78	12	4:19.43	56	5:22.17	56	6:22.73	56	7:23.98	56	8:24.36				
90	1:10.45	30	2:13.65	24	3:17.73	56	4:20.60	47	5:22.87	47	6:24.27	47	7:24.78	47	8:24.38				
12	1:10.97	12	2:13.90	56	3:18.24	47	4:21.63	12	5:24.21	30	6:24.53	30	7:26.94	30	8:29.68				
13	1:12.22	13	2:14.39	13	3:18.88	24	4:21.66	13	5:24.44	13	6:27.60	13	7:28.86	13	8:30.57				
56	1:12.80	56	2:15.24	47	3:18.99	13	4:22.08	24	5:24.98	73	6:27.80	73	7:29.52	73	8:31.14				
73	1:13.37	73	2:16.66	73	3:20.20	73	4:22.51	73	5:25.10	24	6:29.28	24	7:32.18	24	8:34.72				
121	1:14.35	47	2:16.89	121	3:23.04	121	4:26.42	121	5:30.17	12	6:30.56	12	7:34.03	12	8:37.35				
47	1:14.49	121	2:18.97	148	3:23.99	148	4:27.06	148	5:30.53	121	6:34.49	121	7:38.34	121	8:43.73				
148	1:15.30	148	2:19.61	20	3:35.05	20	4:46.07			148	6:35.26	148	7:40.49	148	8:45.45				
20	1:16.48	20	2:25.18																

NEW ERA RACE RESULTS

125cc & 250cc GRAND PRIX

=====

CB500 & HORNETS

=====

FORMULA 400 & FORGOTTEN ERA

RESULTS BY



HS Sports Ltd
Unit 5, Radnor Park Industrial Estate
Congleton, Cheshire CW12 4XN
Tel. +44 (0)1260 275708
Fax +44 (0)1260 278352
www.hssports.co.uk

NEW ERA RACE RESULTS

Mallory Park - Sunday 1st November 2009

Autumn Trophy

125 & 250cc / FORMULA 400 / CBs/ FORGOTTEN ERA

TIMED PRACTICE

Pl	No	Cl	Name	Machine	Entrant/Sponsor	Laps	Time on Lap	Behind	MPH	
1	5	125	John LEA	Honda 125		8	1:04.01	6	78.18	
2	94	F4	Sam HORNSEY	Honda 400		8	1:04.81	4	00.80	77.21
3	194	F4	Mark HORNSEY	Yamaha 450		4	1:05.20	3	01.19	76.75
4	3	F4	Simon EDMONDSON	Honda 400		4	1:07.02	3	03.01	74.66
5	61	125	Rowan MILLER	Honda 125		8	1:07.21	7	03.20	74.45
6	1	H	Stuart MACHIN	Hornet 600		7	1:07.60	7	03.59	74.02
7	91	125	Andrew FISHER	Honda 125		7	1:07.72	5	03.71	73.89
8	25	F4	Daniel BROWN	Kawasaki 400		5	1:08.28	5	04.27	73.29
9	11	250	Rob MAWBEY	Honda 250		8	1:09.15	7	05.14	72.36
10	35	CB	Katy MORTON	Honda 500		6	1:10.29	5	06.28	71.19
11	29	FE	David EDWARDS	Honda 250		7	1:11.35	4	07.34	70.13
12	51	CB N	Paul WINFIELD	Honda 500		6	1:11.45	6	07.44	70.03
13	40	F4	Geoff TAYLOR	Honda 400		8	1:11.92	7	07.91	69.58
14	10	FE	Huw EDWARDS	Rotax 250		7	1:11.93	6	07.92	69.57
15	16	125	Kurtis BUTLER	Aprilia F125		5	1:12.28	3	08.27	69.23
16	30	FE	Stephen COX	Yamaha 350		4	1:12.55	2	08.54	68.97
17	28	125	Bradley RAY	Metrakit 80		6	1:14.33	3	10.32	67.32
18	77	125	Kyle RYDE	Herbi 80	Metmachex Eng. Ltd	3	1:15.14	3	11.13	66.60
19	33	125	Gary WINFIELD	Aprilia F125		7	1:16.78	5	12.77	65.17
20	12	125	Ryan BRAIN	Aprilia F125		6	1:23.36	5	19.35	60.03
21	13	FE	Gordon MORSS	Yamaha 347		3	1:26.10	2	22.09	58.12
22	44	125 N	Jake BAYFORD	Conti 80		5	1:38.08	1	34.07	51.02

No. 20 (FE) - did not complete one timed lap

Start Time : 11:51

01 Nov 09 12:08

Clerk of Course :

Time Issued :

Chief Timekeeper : Anthony Smith

THESE RESULTS REMAIN PROVISIONAL FOR A MINIMUM OF 30 MINUTES FROM THE TIME OF ISSUE

HS Sports Timing and Results Systems - Results and Lap Times at www.hssports.co.uk

125 & 250cc / FORMULA 400 / CBs/ FORGOTTEN ERA

LAP TIMES - TIMED PRACTICE

1	Stuart MACHIN									
Lap	1	2	3	4	5	6	7	8	9	10
1	1:10.75	1:11.47	1:10.91	1:08.02	1:07.75	1:08.54	1:07.60			
3	Simon EDMONDSON									
Lap	1	2	3	4	5	6	7	8	9	10
1	1:08.69	1:08.28	1:07.02	1:09.24						
5	John LEA									
Lap	1	2	3	4	5	6	7	8	9	10
1	1:09.69	1:09.80	1:07.43	1:04.05	1:05.66	1:04.01	1:05.26	1:04.46		
10	Huw EDWARDS									
Lap	1	2	3	4	5	6	7	8	9	10
1	1:17.83	1:15.51	1:12.77	1:13.22	1:14.59	1:11.93	1:15.14			
11	Rob MAWBEY									
Lap	1	2	3	4	5	6	7	8	9	10
1	1:19.30	1:13.39	1:09.59	1:10.95	1:09.43	1:09.57	1:09.15	1:16.45		
12	Ryan BRAIN									
Lap	1	2	3	4	5	6	7	8	9	10
1	1:34.50	1:29.08	1:28.47	1:24.72	1:23.36	1:25.61				
13	Gordon MORSS									
Lap	1	2	3	4	5	6	7	8	9	10
1	1:27.52	1:26.10	1:29.33							
16	Kurtis BUTLER									
Lap	1	2	3	4	5	6	7	8	9	10
1	1:17.77	1:14.56	1:12.28	1:13.78	1:28.33					
25	Daniel BROWN									
Lap	1	2	3	4	5	6	7	8	9	10
1	1:14.34	1:10.08	1:12.48	1:09.59	1:08.28					
28	Bradley RAY									
Lap	1	2	3	4	5	6	7	8	9	10
1	1:17.33	1:15.70	1:14.33	1:15.23	3:09.27	1:17.14				
29	David EDWARDS									
Lap	1	2	3	4	5	6	7	8	9	10
1	1:13.40	1:11.90	1:11.72	1:11.35	1:11.55	1:11.66	1:13.38			
30	Stephen COX									
Lap	1	2	3	4	5	6	7	8	9	10
1	1:14.01	1:12.55	1:14.99	1:12.74						
33	Gary WINFIELD									
Lap	1	2	3	4	5	6	7	8	9	10
1	1:23.21	1:21.95	1:18.76	1:19.32	1:16.78	1:16.93	1:17.40			

35	Katy MORTON										
	Lap	1	2	3	4	5	6	7	8	9	10
	1	1:18.82	1:13.82	1:12.48	1:13.77	1:10.29	1:11.37				
40	Geoff TAYLOR										
	Lap	1	2	3	4	5	6	7	8	9	10
	1	1:15.29	1:13.78	1:13.56	1:12.81	1:12.54	1:13.80	1:11.92	1:13.96		
44	Jake BAYFORD										
	Lap	1	2	3	4	5	6	7	8	9	10
	1	1:38.08	1:48.55	1:48.35	1:44.85	1:38.77					
51	Paul WINFIELD										
	Lap	1	2	3	4	5	6	7	8	9	10
	1	1:17.33	1:12.88	1:13.89	1:12.65	1:11.77	1:11.45				
61	Rowan MILLER										
	Lap	1	2	3	4	5	6	7	8	9	10
	1	1:17.55	1:12.49	1:11.49	1:11.15	1:08.85	1:09.79	1:07.21	1:10.31		
77	Kyle RYDE										
	Lap	1	2	3	4	5	6	7	8	9	10
	1	1:19.73	1:16.52	1:15.14							
91	Andrew FISHER										
	Lap	1	2	3	4	5	6	7	8	9	10
	1	1:13.35	1:07.74	1:09.21	1:08.55	1:07.72	1:07.98	1:08.52			
94	Sam HORNSEY										
	Lap	1	2	3	4	5	6	7	8	9	10
	1	1:11.45	1:07.28	1:06.72	1:04.81	1:06.08	1:05.65	1:06.60	1:07.51		
194	Mark HORNSEY										
	Lap	1	2	3	4	5	6	7	8	9	10
	1	1:07.38	1:05.61	1:05.20	1:05.26						

NEW ERA RACE GRID

125 & 250cc / FORMULA 400 / CBs/ FORGOTTEN ERA

RACE 3 & RACE 8

ROW 8	32	31	30	20 - RUSSELL 29
ROW 7	13 01:26.100 MORSS 28	30 01:12.550 COX 27	10 01:11.930 EDWARDS 26	40 01:11.920 TAYLOR 25
ROW 6	51 01:11.450 WINFIELD 24	29 01:11.350 EDWARDS 23	35 01:10.290 MORTON 22	25 01:08.280 BROWN 21
ROW 5	1 01:07.600 MACHIN 20	3 01:07.020 EDMONDSON 19	194 01:05.200 HORNSEY 18	94 01:04.810 HORNSEY 17
ROW 4	16	15	14	13
ROW 3	12	11	44 01:38.080 BAYFORD 10	12 01:23.360 BRAIN 9
ROW 2	33 01:16.780 WINFIELD 8	77 01:15.140 RYDE 7	28 01:14.330 RAY 6	16 01:12.280 BUTLER 5
ROW 1	11 01:09.150 MAWBAY 4	91 01:07.720 FISHER 3	61 01:07.210 MILLER 2	5 01:04.010 LEA 1

POLE

SPLIT GRID

NEW ERA RACE RESULTS

Mallory Park - Sunday 1st November 2009

Autumn Trophy

125 & 250cc / FORMULA 400 / CBs/ FORGOTTEN ERA

RESULT - RACE 3

PI	No	Cl	Name	Machine	Entrant/Sponsor	Laps	Time	Behind	MPH	Best Lap on	MPH	
1	5	125	John LEA	Honda 125		8	8:04.69		82.59	59.76	5	83.73
2	11	250	Rob MAWBEY	Honda 250		8	8:11.89	7.20	81.38	59.55	3	84.03
3	91	125	Andrew FISHER	Honda 125		8	8:30.87	26.18	78.36	1:02.15	5	80.51
4	1	H	Stuart MACHIN	Hornet 600		8	8:55.93	51.24	74.70	1:01.91	6	80.83
5	77	125	Kyle RYDE	Herbi 80	Metmachex Eng. Ltd	8	8:59.36	54.67	74.22	1:06.05	6	75.76
6	25	F4	Daniel BROWN	Kawasaki 400		8	9:00.57	55.88	74.06	1:01.37	8	81.54
7	94	F4	Sam HORNSEY	Honda 400		8	9:02.59	57.90	73.78	1:01.34	8	81.58
8	30	FE	Stephen COX	Yamaha 350		8	9:04.77	1:00.08	73.48	1:02.76	7	79.73
9	33	125	Gary WINFIELD	Aprilia F125		7	8:05.75	1 Lap	72.11	1:07.71	7	73.90
10	10	FE	Huw EDWARDS	Rotax 250		7	8:08.30	1 Lap	71.73	1:03.62	4	78.65
11	16	125	Kurtis BUTLER	Aprilia F125		7	8:08.46	1 Lap	71.71	1:07.91	7	73.69
12	28	125	Bradley RAY	Metrakit 80		7	8:08.99	1 Lap	71.63	1:08.14	7	73.44
13	12	125	Ryan BRAIN	Aprilia F125		7	8:24.40	1 Lap	69.44	1:09.79	2	71.70
14	51	CB N	Paul WINFIELD	Honda 500		7	8:26.25	1 Lap	69.19	1:07.21	3	74.45
15	40	F4	Geoff TAYLOR	Honda 400		7	8:32.70	1 Lap	68.32	1:07.71	2	73.90
16	29	FE	David EDWARDS	Honda 250		7	8:35.34	1 Lap	67.97	1:08.26	2	73.31
17	44	125 N	Jake BAYFORD	Conti 80		7	9:05.95	1 Lap	64.16	1:15.36	6	66.40
18	13	FE	Gordon MORSS	Yamaha 347		6	8:32.36	2 Laps	58.60	1:19.23	4	63.16

Not-Classified

61	125		Rowan MILLER	Honda 125		6	6:15.06	DNF	80.05	1:00.98	4	82.06
20	FE		Tony RUSSELL	Yamaha 250		1	1:49.63	DNF	45.64		0	0.00

Fastest Lap

11	250		Rob MAWBEY	Honda 250						59.55	3	84.03
5	125		John LEA	Honda 125						59.76	5	83.73
94	F4		Sam HORNSEY	Honda 400						1:01.34	8	81.58
1	H		Stuart MACHIN	Hornet 600						1:01.91	6	80.83
30	FE		Stephen COX	Yamaha 350						1:02.76	7	79.73
51	CB N		Paul WINFIELD	Honda 500						1:07.21	3	74.45

Start Time : 13:27

01 Nov 09 13:38

Clerk of Course :

Time Issued :

Chief Timekeeper : Anthony Smith

THESE RESULTS REMAIN PROVISIONAL FOR A MINIMUM OF 30 MINUTES FROM THE TIME OF ISSUE

HS Sports Timing and Results Systems - Results and Lap Times at www.hssports.co.uk

125 & 250cc / FORMULA 400 / CBs/ FORGOTTEN ERA

LAP TIMES - RACE 3

1	Stuart MACHIN										
	Lap	1	2	3	4	5	6	7	8	9	10
	1	1:18.95	1:18.96	1:02.79	1:02.80	1:04.54	1:01.91	1:02.76	1:03.22		
5	John LEA										
	Lap	1	2	3	4	5	6	7	8	9	10
	1	1:05.04	1:00.19	1:00.06	59.86	59.76	59.79	59.91	1:00.08		
10	Huw EDWARDS										
	Lap	1	2	3	4	5	6	7	8	9	10
	1	1:40.43	1:06.33	1:05.07	1:03.62	1:04.76	1:04.45	1:03.64			
11	Rob MAWBEY										
	Lap	1	2	3	4	5	6	7	8	9	10
	1	1:09.82	1:00.13	59.55	59.59	1:00.43	1:00.83	1:00.56	1:00.98		
12	Ryan BRAIN										
	Lap	1	2	3	4	5	6	7	8	9	10
	1	1:18.89	1:09.79	1:09.97	1:10.60	1:11.52	1:11.57	1:12.06			
13	Gordon MORSS										
	Lap	1	2	3	4	5	6	7	8	9	10
	1	1:50.91	1:19.48	1:20.75	1:19.23	1:21.49	1:20.50				
16	Kurtis BUTLER										
	Lap	1	2	3	4	5	6	7	8	9	10
	1	1:16.30	1:08.56	1:08.96	1:08.15	1:09.07	1:09.51	1:07.91			
20	Tony RUSSELL										
	Lap	1	2	3	4	5	6	7	8	9	10
	1	1:49.63									
25	Daniel BROWN										
	Lap	1	2	3	4	5	6	7	8	9	10
	1	1:39.86	1:03.83	1:04.24	1:02.66	1:03.17	1:03.81	1:01.63	1:01.37		
28	Bradley RAY										
	Lap	1	2	3	4	5	6	7	8	9	10
	1	1:14.71	1:08.39	1:08.83	1:09.65	1:09.87	1:09.40	1:08.14			
29	David EDWARDS										
	Lap	1	2	3	4	5	6	7	8	9	10
	1	1:42.88	1:08.26	1:08.93	1:08.77	1:08.68	1:09.33	1:08.49			
30	Stephen COX										
	Lap	1	2	3	4	5	6	7	8	9	10
	1	1:39.25	1:03.97	1:04.00	1:02.95	1:03.11	1:04.77	1:02.76	1:03.96		
33	Gary WINFIELD										
	Lap	1	2	3	4	5	6	7	8	9	10
	1	1:16.57	1:08.57	1:08.01	1:08.03	1:08.68	1:08.18	1:07.71			

40	Geoff TAYLOR										
	Lap	1	2	3	4	5	6	7	8	9	10
	1	1:40.87	1:07.71	1:07.94	1:07.94	1:08.47	1:09.50	1:10.27			
44	Jake BAYFORD										
	Lap	1	2	3	4	5	6	7	8	9	10
	1	1:24.46	1:18.81	1:17.59	1:15.99	1:16.61	1:15.36	1:17.13			
51	Paul WINFIELD										
	Lap	1	2	3	4	5	6	7	8	9	10
	1	1:40.39	1:07.49	1:07.21	1:07.45	1:07.38	1:07.55	1:08.78			
61	Rowan MILLER										
	Lap	1	2	3	4	5	6	7	8	9	10
	1	1:07.06	1:01.13	1:01.83	1:00.98	1:01.66	1:02.40				
77	Kyle RYDE										
	Lap	1	2	3	4	5	6	7	8	9	10
	1	1:12.72	1:06.96	1:06.36	1:06.35	1:07.34	1:06.05	1:06.13	1:07.45		
91	Andrew FISHER										
	Lap	1	2	3	4	5	6	7	8	9	10
	1	1:10.13	1:03.76	1:02.55	1:02.19	1:02.15	1:03.07	1:02.62	1:04.40		
94	Sam HORNSEY										
	Lap	1	2	3	4	5	6	7	8	9	10
	1	1:39.94	1:06.58	1:05.28	1:03.88	1:02.03	1:02.19	1:01.35	1:01.34		

Lap Chart

125 & 250cc / FORMULA 400 / CBs/ FORGOTTEN ERA - RACE 3

Lap 1		Lap 2		Lap 3		Lap 4		Lap 5		Lap 6		Lap 7		Lap 8		Lap 9		Lap 10	
No	Time	No	Time	No	Time	No	Time	No	Time	No	Time	No	Time	No	Time	No	Time	No	Time
5	1:05.04	5	2:05.23	5	3:05.29	5	4:05.15	5	5:04.91	5	6:04.70	5	7:04.61	5	8:04.69				
61	1:07.06	61	2:08.19	11	3:09.50	11	4:09.09	29	5:08.84 *1	51	6:09.92 *1	10	7:04.66 *1	33	8:05.75 *1				
11	1:09.82	11	2:09.95	61	3:10.02	61	4:11.00	11	5:09.52	11	6:10.35	11	7:10.91	10	8:08.30 *1				
91	1:10.13	91	2:13.89	13	3:10.39 *1	91	4:18.63	61	5:12.66	40	6:12.93 *1	13	7:11.86 *2	16	8:08.46 *1				
77	1:12.72	77	2:19.68	91	3:16.44	13	4:31.14 *1	44	5:16.85 *1	61	6:15.06	12	7:12.34 *1	28	8:08.99 *1				
28	1:14.71	28	2:23.10	77	3:26.04	77	4:32.39	91	5:20.78	29	6:17.52 *1	51	7:17.47 *1	11	8:11.89				
16	1:16.30	16	2:24.86	28	3:31.93	33	4:41.18	77	5:39.73	91	6:23.85	40	7:22.43 *1	12	8:24.40 *1				
33	1:16.57	33	2:25.14	33	3:33.15	28	4:41.58	1	5:48.04	44	6:33.46 *1	91	7:26.47	51	8:26.25 *1				
12	1:18.89	12	2:28.68	16	3:33.82	16	4:41.97	33	5:49.86	77	6:45.78	29	7:26.85 *1	91	8:30.87				
1	1:18.95	1	2:37.91	12	3:38.65	1	4:43.50	13	5:50.37 *1	1	6:49.95	44	7:48.82 *1	13	8:32.36 *2				
44	1:24.46	30	2:43.22	1	3:40.70	12	4:49.25	16	5:51.04	25	6:57.57	77	7:51.91	40	8:32.70 *1				
30	1:39.25	44	2:43.27	30	3:47.22	30	4:50.17	28	5:51.45	33	6:58.04	1	7:52.71	29	8:35.34 *1				
25	1:39.86	25	2:43.69	25	3:47.93	25	4:50.59	30	5:53.28	30	6:58.05	25	7:59.20	1	8:55.93				
94	1:39.94	94	2:46.52	94	3:51.80	10	4:55.45	25	5:53.76	94	6:59.90	30	8:00.81	77	8:59.36				
51	1:40.39	10	2:46.76	10	3:51.83	94	4:55.68	94	5:57.71	16	7:00.55	94	8:01.25	25	9:00.57				
10	1:40.43	51	2:47.88	51	3:55.09	51	5:02.54	10	6:00.21	28	7:00.85			94	9:02.59				
40	1:40.87	40	2:48.58	40	3:56.52	40	5:04.46	12	6:00.77					30	9:04.77				
29	1:42.88	29	2:51.14	29	4:00.07									44	9:05.95 *1				
20	1:49.63			44	4:00.86														
13	1:50.91																		

NEW ERA RACE RESULTS

Mallory Park - Sunday 1st November 2009

Autumn Trophy

125 & 250cc / FORMULA 400 / CBs/ FORGOTTEN ERA

RESULT - RACE 8

Pl	No	Cl	Name	Machine	Entrant/Sponsor	Laps	Time	Behind	MPH	Best Lap on	MPH
1	11	250	Rob MAWBAY	Honda 250		5	5:11.05		80.44	59.51	3 84.09
2	5	125	John LEA	Honda 125		5	5:12.22	1.17	80.14	1:00.32	2 82.96
3	25	F4	Daniel BROWN	Kawasaki 400		5	5:52.25	41.20	71.03	1:02.75	2 79.75
4	16	125	Kurtis BUTLER	Aprilia F125		5	5:54.24	43.19	70.63	1:09.42	2 72.08
5	28	125	Bradley RAY	Metrakit 80		5	5:54.62	43.57	70.55	1:07.94	3 73.65
6	1	H	Stuart MACHIN	Hornet 600		5	5:57.75	46.70	69.94	1:04.90	3 77.10
7	77	125	Kyle RYDE	Herbi 80	Metmachex Eng. Ltd	5	5:59.09	48.04	69.68	1:09.25	2 72.26
8	33	125	Gary WINFIELD	Aprilia F125		5	6:03.06	52.01	68.91	1:11.02	3 70.46
9	30	FE	Stephen COX	Yamaha 350		5	6:05.95	54.90	68.37	1:06.20	2 75.59
10	10	FE	Huw EDWARDS	Rotax 250		5	6:06.47	55.42	68.27	1:06.57	2 75.17
11	51	CB N	Paul WINFIELD	Honda 500		4	5:06.29	1 Lap	65.35	1:09.20	2 72.31
12	40	F4	Geoff TAYLOR	Honda 400		4	5:06.49	1 Lap	65.31	1:09.92	3 71.57
13	29	FE	David EDWARDS	Honda 250		4	5:06.65	1 Lap	65.27	1:09.86	3 71.63
14	12	125	Ryan BRAIN	Aprilia F125		4	5:10.57	1 Lap	64.45	1:16.19	4 65.68
15	44	125 N	Jake BAYFORD	Conti 80		4	5:11.59	1 Lap	64.24	1:16.03	3 65.82
16	35	CB	Katy MORTON	Honda 500		4	5:14.48	1 Lap	63.65	1:11.64	3 69.85

Not-Classified

91	125		Andrew FISHER	Honda 125		4	4:17.30	DNF	77.79	1:02.42	3 80.17
194	F4		Mark HORNSEY	Yamaha 450		3	3:29.12	DNF	71.79	1:01.04	2 81.98
94	F4		Sam HORNSEY	Honda 400		3	3:31.13	DNF	71.10	1:02.17	3 80.49
20	FE		Tony RUSSELL	Yamaha 250		2	3:12.38	DNF	52.02	1:28.59	2 56.48
13	FE		Gordon MORSS	Yamaha 347		1	1:46.59	DNF	46.95		0 0.00

Fastest Lap

11	250		Rob MAWBAY	Honda 250						59.51	3 84.09
5	125		John LEA	Honda 125						1:00.32	2 82.96
194	F4		Mark HORNSEY	Yamaha 450						1:01.04	2 81.98
1	H		Stuart MACHIN	Hornet 600						1:04.90	3 77.10
30	FE		Stephen COX	Yamaha 350						1:06.20	2 75.59
51	CB N		Paul WINFIELD	Honda 500						1:09.20	2 72.31

SECOND START AT 18.8 SECONDS ===== RED FLAGGED RACE

Start Time : 14:46

01 Nov 09 14:56

Clerk of Course :

Time Issued :

Chief Timekeeper : Anthony Smith

THESE RESULTS REMAIN PROVISIONAL FOR A MINIMUM OF 30 MINUTES FROM THE TIME OF ISSUE

HS Sports Timing and Results Systems - Results and Lap Times at www.hssports.co.uk

125 & 250cc / FORMULA 400 / CBs/ FORGOTTEN ERA

LAP TIMES - RACE 8

1	Stuart MACHIN										
Lap	1	2	3	4	5	6	7	8	9	10	
1	1:30.00	1:06.01	1:04.90	1:08.21	1:08.63						
5	John LEA										
Lap	1	2	3	4	5	6	7	8	9	10	
1	1:04.67	1:00.32	1:01.73	1:01.31	1:04.19						
10	Huw EDWARDS										
Lap	1	2	3	4	5	6	7	8	9	10	
1	1:32.55	1:06.57	1:07.25	1:09.83	1:10.27						
11	Rob MAWBEY										
Lap	1	2	3	4	5	6	7	8	9	10	
1	1:06.91	1:00.49	59.51	1:00.92	1:03.22						
12	Ryan BRAIN										
Lap	1	2	3	4	5	6	7	8	9	10	
1	1:19.66	1:16.66	1:18.06	1:16.19							
13	Gordon MORSS										
Lap	1	2	3	4	5	6	7	8	9	10	
1	1:46.59										
16	Kurtis BUTLER										
Lap	1	2	3	4	5	6	7	8	9	10	
1	1:15.34	1:09.42	1:09.51	1:10.47	1:09.50						
20	Tony RUSSELL										
Lap	1	2	3	4	5	6	7	8	9	10	
1	1:43.79	1:28.59									
25	Daniel BROWN										
Lap	1	2	3	4	5	6	7	8	9	10	
1	1:27.80	1:02.75	1:03.03	1:09.64	1:09.03						
28	Bradley RAY										
Lap	1	2	3	4	5	6	7	8	9	10	
1	1:14.40	1:08.61	1:07.94	1:12.20	1:11.47						
29	David EDWARDS										
Lap	1	2	3	4	5	6	7	8	9	10	
1	1:34.96	1:10.24	1:09.86	1:11.59							
30	Stephen COX										
Lap	1	2	3	4	5	6	7	8	9	10	
1	1:32.01	1:06.20	1:07.83	1:09.71	1:10.20						
33	Gary WINFIELD										
Lap	1	2	3	4	5	6	7	8	9	10	
1	1:16.61	1:11.63	1:11.02	1:12.57	1:11.23						

35	Katy MORTON										
	Lap	1	2	3	4	5	6	7	8	9	10
	1	1:38.81	1:11.96	1:11.64	1:12.07						
40	Geoff TAYLOR										
	Lap	1	2	3	4	5	6	7	8	9	10
	1	1:34.98	1:10.06	1:09.92	1:11.53						
44	Jake BAYFORD										
	Lap	1	2	3	4	5	6	7	8	9	10
	1	1:21.99	1:16.41	1:16.03	1:17.16						
51	Paul WINFIELD										
	Lap	1	2	3	4	5	6	7	8	9	10
	1	1:33.82	1:09.20	1:11.15	1:12.12						
77	Kyle RYDE										
	Lap	1	2	3	4	5	6	7	8	9	10
	1	1:14.15	1:09.25	1:10.54	1:12.57	1:12.58					
91	Andrew FISHER										
	Lap	1	2	3	4	5	6	7	8	9	10
	1	1:08.16	1:02.52	1:02.42	1:04.20						
94	Sam HORNSEY										
	Lap	1	2	3	4	5	6	7	8	9	10
	1	1:26.20	1:02.76	1:02.17							
194	Mark HORNSEY										
	Lap	1	2	3	4	5	6	7	8	9	10
	1	1:26.34	1:01.04	1:01.74							

Lap Chart

125 & 250cc / FORMULA 400 / CBs/ FORGOTTEN ERA - RACE 8

Lap 1		Lap 2		Lap 3		Lap 4		Lap 5		Lap 6		Lap 7		Lap 8		Lap 9		Lap 10	
No	Time	No	Time	No	Time	No	Time	No	Time	No	Time	No	Time	No	Time	No	Time	No	Time
5	1:04.67	5	2:04.99	5	3:06.72	11	4:07.83	11	5:11.05										
11	1:06.91	11	2:07.40	11	3:06.91	5	4:08.03	44	5:11.59 *1										
91	1:08.16	91	2:10.68	20	3:12.38 *1	91	4:17.30	5	5:12.22										
77	1:14.15	28	2:23.01	91	3:13.10	28	4:43.15	35	5:14.48 *1										
28	1:14.40	77	2:23.40	194	3:29.12	25	4:43.22	25	5:52.25										
16	1:15.34	16	2:24.76	28	3:30.95	16	4:44.74	16	5:54.24										
33	1:16.61	194	2:27.38	94	3:31.13	77	4:46.51	28	5:54.62										
12	1:19.66	33	2:28.24	25	3:33.58	1	4:49.12	1	5:57.75										
44	1:21.99	94	2:28.96	77	3:33.94	33	4:51.83	77	5:59.09										
94	1:26.20	25	2:30.55	16	3:34.27	30	4:55.75	33	6:03.06										
194	1:26.34	1	2:36.01	33	3:39.26	10	4:56.20	30	6:05.95										
25	1:27.80	12	2:36.32	1	3:40.91	51	5:06.29	10	6:06.47										
1	1:30.00	30	2:38.21	30	3:46.04	40	5:06.49												
30	1:32.01	44	2:38.40	10	3:46.37	29	5:06.65												
10	1:32.55	10	2:39.12	51	3:54.17	12	5:10.57												
51	1:33.82	51	2:43.02	12	3:54.38														
29	1:34.96	40	2:45.04	44	3:54.43														
40	1:34.98	29	2:45.20	40	3:54.96														
35	1:38.81	35	2:50.77	29	3:55.06														
20	1:43.79			35	4:02.41														
13	1:46.59																		

NEW ERA RACE RESULTS

SOUND OF THUNDER

&

SUPERMOTO

RESULTS BY



HS Sports Ltd
Unit 5, Radnor Park Industrial Estate
Congleton, Cheshire CW12 4XN
Tel. +44 (0)1260 275708
Fax +44 (0)1260 278352
www.hssports.co.uk

NEW ERA RACE RESULTS

Mallory Park - Sunday 1st November 2009

Autumn Trophy

SOUND OF THUNDER & SUPERMOTO

TIMED PRACTICE

Pl	No	Cl	Name	Machine	Entrant/Sponsor	Laps	Time on Lap	Behind	MPH	
1	7	ST	Carl MARSDEN	Aprilia 1000		9	59.20	9	84.53	
2	89	ST	Kevin ATKINS	Triumph 675	Paul Stock Interiors	9	1:01.51	6	02.31	81.35
3	99	ST	Dean PEARCE	Ducati 998		8	1:02.54	7	03.34	80.01
4	38	ST	Scot ADAM	Ducati 1098		7	1:02.62	7	03.42	79.91
5	30	ST	Tim BOOTH	Triumph 675		9	1:02.88	9	03.68	79.58
6	62	ST	Sam WEST	Ducati 1098	Water Lane Clinic	8	1:03.91	8	04.71	78.30
7	32	SM	Sean GOLDSMITH	KTM 690	Goldsmith Construction	8	1:03.97	7	04.77	78.22
8	13	ST	Dave CHARRETT	Triumph 675		8	1:04.68	7	05.48	77.37
9	9	SM	Richard STONEY	KTM 660	Jalsh Ghar	9	1:04.75	9	05.55	77.28
10	5	SM	Mick EVERITT	KTM 660		7	1:05.25	3	06.05	76.69
11	35	SM	Anthony HUGHES	KTM 660		8	1:05.34	6	06.14	76.58
12	84	SM	John COLEMAN	KTM 660		8	1:05.56	6	06.36	76.33
13	34	SM	Glen COXHALL	KTM 660		8	1:06.02	7	06.82	75.80
14	7	SM	Duncan MACMILLAN	KTM 660	Jim Aim Racing	8	1:06.43	6	07.23	75.33
15	21	SM	Quin DAVEY	KTM 560		8	1:06.98	7	07.78	74.71
16	42	SM	Kevin SPENCE	Husaberg 650	Dave Clarke Racing	8	1:07.75	5	08.55	73.86
17	46	SM	James FLOOD	KTM 690	Flood Partnership	8	1:09.79	8	10.59	71.70
18	148	ST	Kev CARRINGTON	Aprilia 1000		6	1:10.20	4	11.00	71.28
19	30	FE	Stephen COX	Yamaha 350		2	1:15.74	2	16.54	66.07

Start Time : 12:05

01 Nov 09 12:19

Clerk of Course :

Time Issued :

Chief Timekeeper : Anthony Smith

THESE RESULTS REMAIN PROVISIONAL FOR A MINIMUM OF 30 MINUTES FROM THE TIME OF ISSUE

HS Sports Timing and Results Systems - Results and Lap Times at www.hssports.co.uk

SOUND OF THUNDER & SUPERMOTO

LAP TIMES - TIMED PRACTICE

5	Mick EVERITT										
	Lap	1	2	3	4	5	6	7	8	9	10
	1	1:07.61	1:06.74	1:05.25	1:06.03	1:06.36	1:06.69	1:06.54			
7	Duncan MACMILLAN										
	Lap	1	2	3	4	5	6	7	8	9	10
	1	1:10.51	1:08.17	1:07.80	1:07.41	1:07.34	1:06.43	1:06.83	1:06.83		
7	Carl MARSDEN										
	Lap	1	2	3	4	5	6	7	8	9	10
	1	1:04.21	1:02.99	1:00.11	59.30	59.51	59.63	1:00.17	59.74	59.20	
9	Richard STONEY										
	Lap	1	2	3	4	5	6	7	8	9	10
	1	1:08.52	1:06.36	1:05.43	1:05.50	1:05.11	1:05.89	1:05.40	1:05.36	1:04.75	
13	Dave CHARRETT										
	Lap	1	2	3	4	5	6	7	8	9	10
	1	1:08.61	1:06.05	1:06.29	1:06.20	1:04.92	1:05.37	1:04.68	1:05.92		
21	Quin DAVEY										
	Lap	1	2	3	4	5	6	7	8	9	10
	1	1:14.93	1:10.67	1:08.87	1:09.86	1:08.02	1:08.00	1:06.98	1:08.74		
30	Stephen COX										
	Lap	1	2	3	4	5	6	7	8	9	10
	1	1:17.94	1:15.74								
30	Tim BOOTH										
	Lap	1	2	3	4	5	6	7	8	9	10
	1	1:07.66	1:05.70	1:06.06	1:04.12	1:03.49	1:03.46	1:03.21	1:03.20	1:02.88	
32	Sean GOLDSMITH										
	Lap	1	2	3	4	5	6	7	8	9	10
	1	1:08.72	1:06.94	1:05.58	1:11.84	1:07.68	1:05.00	1:03.97	1:04.24		
34	Glen COXHALL										
	Lap	1	2	3	4	5	6	7	8	9	10
	1	1:07.94	1:06.53	1:07.27	1:07.22	1:06.14	1:06.61	1:06.02	1:07.10		
35	Anthony HUGHES										
	Lap	1	2	3	4	5	6	7	8	9	10
	1	1:08.08	1:06.61	1:06.01	1:07.78	1:05.96	1:05.34	1:05.79	1:06.10		
38	Scot ADAM										
	Lap	1	2	3	4	5	6	7	8	9	10
	1	1:08.40	1:07.03	1:04.58	1:03.57	1:03.45	1:03.46	1:02.62			
42	Kevin SPENCE										
	Lap	1	2	3	4	5	6	7	8	9	10
	1	1:12.35	1:11.86	1:10.03	1:09.59	1:07.75	1:08.43	1:08.59	1:12.43		

46	James FLOOD										
	Lap	1	2	3	4	5	6	7	8	9	10
	1	1:14.74	1:09.99	1:10.33	1:11.55	1:09.81	1:10.73	1:11.09	1:09.79		

62	Sam WEST										
	Lap	1	2	3	4	5	6	7	8	9	10
	1	1:07.79	1:06.04	1:06.48	1:06.10	1:05.17	1:05.41	1:04.36	1:03.91		

84	John COLEMAN										
	Lap	1	2	3	4	5	6	7	8	9	10
	1	1:08.96	1:08.34	1:07.80	1:07.31	1:06.12	1:05.56	1:06.44	1:06.34		

89	Kevin ATKINS										
	Lap	1	2	3	4	5	6	7	8	9	10
	1	1:04.24	1:03.61	1:02.46	1:01.78	1:01.88	1:01.51	1:02.53	1:02.53	1:01.51	

99	Dean PEARCE										
	Lap	1	2	3	4	5	6	7	8	9	10
	1	1:09.40	1:07.14	1:04.23	1:03.82	1:03.77	1:03.31	1:02.54	1:02.95		

148	Kev CARRINGTON										
	Lap	1	2	3	4	5	6	7	8	9	10
	1	1:13.00	1:12.19	1:10.84	1:10.20	1:22.66	1:13.07				

NEW ERA RACE GRID

SOUND OF THUNDER & SUPERMOTO

RACE 4 & RACE 9

ROW 6	24	23	46 01:09.790 FLOOD 22	42 01:07.750 SPENCE 21
ROW 5	21 01:06.980 DAVEY 20	7 01:06.430 MACMILLAN 19	34 01:06.020 COXHALL 18	84 01:05.560 COLEMAN 17
ROW 4	35 01:05.340 HUGHES 16	5 01:05.250 EVERITT 15	9 01:04.750 STONEY 14	32 01:03.970 GOLDSMITH 13
ROW 3	12	11	10	9
ROW 2	148 01:10.200 CARRINGTON 8	13 01:04.680 CHARRETT 7	62 01:03.910 WEST 6	30 01:02.880 BOOTH 5
ROW 1	38 01:02.620 ADAM 4	99 01:02.540 PEARCE 3	89 01:01.510 ATKINS 2	7 00:59.200 MARSDEN 1

POLE

SPLIT GRID

NEW ERA RACE RESULTS

Mallory Park - Sunday 1st November 2009

Autumn Trophy

SOUND OF THUNDER & SUPERMOTO

RESULT - RACE 4 - Amended

PI	No	Cl	Name	Machine	Entrant/Sponsor	Laps	Time	Behind	MPH	Best Lap on	MPH
1	38	ST	Scot ADAM	Ducati 1098		8	7:42.66		86.53	55.89	8 89.53
2	7	ST	Carl MARSDEN	Aprilia 1000		8	7:43.21	0.55	86.42	55.90	8 89.52
3	99	ST	Dean PEARCE	Ducati 998		8	7:47.72	5.06	85.59	56.99	5 87.80
4	89	ST	Kevin ATKINS	Triumph 675	Paul Stock Interiors	8	7:48.87	6.21	85.38	57.21	8 87.47
5	30	ST	Tim BOOTH	Triumph 675		8	7:48.88	6.22	85.38	56.94	8 87.88
6	47	ST	Les LINEY	Ducati 1098	Les Liney Vehicle Hire	8	8:01.08	18.42	83.21	58.85	5 85.03
7	62	ST	Sam WEST	Ducati 1098	Water Lane Clinic	8	8:07.17	24.51	82.17	59.57	5 84.00
8	13	ST	Dave CHARRETT	Triumph 675		8	8:23.85	41.19	79.45	1:00.55	3 82.64
9	7	SM	Duncan MACMILLAN	KTM 660	Jim Aim Racing	8	8:26.44	43.78	79.05	1:00.14	6 83.21
10	5	SM	Mick EVERITT	KTM 660		8	8:26.53	43.87	79.03	1:00.41	8 82.83
11	32	SM	Sean GOLDSMITH	KTM 690	Goldsmith Construction	8	8:27.72	45.06	78.85	1:00.13	3 83.22
12	9	SM	Richard STONEY	KTM 660	Jalsh Ghar	8	8:34.45	51.79	77.82	1:01.41	5 81.49
13	84	SM	John COLEMAN	KTM 660		8	8:36.83	54.17	77.46	1:01.55	7 81.30
14	34	SM	Glen COXHALL	KTM 660		8	8:39.25	56.59	77.10	1:01.68	5 81.13
15	35	SM	Anthony HUGHES	KTM 660		8	9:04.43	1:21.77	73.53	1:00.20	6 83.12
16	21	SM	Quin DAVEY	KTM 560		7	7:56.54	1 Lap	73.50	1:04.67	7 77.38
17	46	SM	James FLOOD	KTM 690	Flood Partnership	7	8:14.68	1 Lap	70.81	1:06.54	2 75.20

Fastest Lap

38	ST	Scot ADAM	Ducati 1098						55.89	8	89.53
32	SM	Sean GOLDSMITH	KTM 690	Goldsmith Construction					1:00.13	3	83.22

SECOND START AT 13.1 SECONDS

Start Time : 13:42

01 Nov 09 14:30

Clerk of Course :

Time Issued :

Chief Timekeeper : Anthony Smith

THESE RESULTS REMAIN PROVISIONAL FOR A MINIMUM OF 30 MINUTES FROM THE TIME OF ISSUE

HS Sports Timing and Results Systems - Results and Lap Times at www.hssports.co.uk

SOUND OF THUNDER & SUPERMOTO

LAP TIMES - RACE 4

5	Mick EVERITT										
	Lap	1	2	3	4	5	6	7	8	9	10
	1	1:21.02	1:01.30	1:00.52	1:00.69	1:01.25	1:00.65	1:00.69	1:00.41		
7	Duncan MACMILLAN										
	Lap	1	2	3	4	5	6	7	8	9	10
	1	1:20.86	1:01.24	1:00.20	1:00.61	1:01.48	1:00.14	1:00.83	1:01.08		
7	Carl MARSDEN										
	Lap	1	2	3	4	5	6	7	8	9	10
	1	1:04.00	57.63	57.69	56.88	58.35	56.67	56.09	55.90		
9	Richard STONEY										
	Lap	1	2	3	4	5	6	7	8	9	10
	1	1:20.26	1:02.38	1:02.36	1:01.50	1:01.41	1:01.70	1:02.03	1:02.81		
13	Dave CHARRETT										
	Lap	1	2	3	4	5	6	7	8	9	10
	1	1:07.31	1:02.08	1:00.55	1:01.41	1:02.58	1:03.02	1:03.08	1:03.82		
21	Quin DAVEY										
	Lap	1	2	3	4	5	6	7	8	9	10
	1	1:23.46	1:05.12	1:05.64	1:06.62	1:05.65	1:05.38	1:04.67			
30	Tim BOOTH										
	Lap	1	2	3	4	5	6	7	8	9	10
	1	1:05.84	58.11	57.57	57.34	57.61	57.89	57.58	56.94		
32	Sean GOLDSMITH										
	Lap	1	2	3	4	5	6	7	8	9	10
	1	1:20.24	1:01.30	1:00.13	1:01.19	1:01.11	1:00.23	1:01.11	1:02.41		
34	Glen COXHALL										
	Lap	1	2	3	4	5	6	7	8	9	10
	1	1:23.51	1:03.26	1:02.06	1:02.42	1:01.68	1:01.72	1:01.69	1:02.91		
35	Anthony HUGHES										
	Lap	1	2	3	4	5	6	7	8	9	10
	1	1:19.85	1:01.26	1:00.72	1:01.25	1:01.32	1:00.20	1:00.78	1:39.05		
38	Scot ADAM										
	Lap	1	2	3	4	5	6	7	8	9	10
	1	1:03.55	58.05	57.25	57.34	56.60	57.25	56.73	55.89		
46	James FLOOD										
	Lap	1	2	3	4	5	6	7	8	9	10
	1	1:27.67	1:06.54	1:09.36	1:07.74	1:07.00	1:08.65	1:07.72			
47	Les LINEY										
	Lap	1	2	3	4	5	6	7	8	9	10
	1	1:05.96	59.61	59.23	59.52	58.85	59.21	59.83	58.87		

62	Sam WEST										
	Lap	1	2	3	4	5	6	7	8	9	10
	1	1:06.89	1:00.99	1:00.06	59.99	59.57	59.89	1:00.11	59.67		

84	John COLEMAN										
	Lap	1	2	3	4	5	6	7	8	9	10
	1	1:21.57	1:03.17	1:02.59	1:02.46	1:01.59	1:02.20	1:01.55	1:01.70		

89	Kevin ATKINS										
	Lap	1	2	3	4	5	6	7	8	9	10
	1	1:04.84	57.48	58.12	57.36	57.41	58.57	57.88	57.21		

99	Dean PEARCE										
	Lap	1	2	3	4	5	6	7	8	9	10
	1	1:02.97	58.58	58.41	57.34	56.99	57.53	57.75	58.15		

Lap Chart

SOUND OF THUNDER & SUPERMOTO - RACE 4

Lap 1		Lap 2		Lap 3		Lap 4		Lap 5		Lap 6		Lap 7		Lap 8		Lap 9		Lap 10		
No	Time	No	Time	No	Time	No	Time	No	Time	No	Time	No	Time	No	Time	No	Time	No	Time	
99	1:02.97	99	2:01.55	38	2:58.85	38	3:56.19	38	4:52.79	38	5:50.04	38	6:46.77	38	7:42.66					
38	1:03.55	38	2:01.60	7	2:59.32	7	3:56.20	99	4:54.29	7	5:51.22	7	6:47.31	7	7:43.21					
7	1:04.00	7	2:01.63	99	2:59.96	99	3:57.30	7	4:54.55	99	5:51.82	99	6:49.57	99	7:47.72					
89	1:04.84	89	2:02.32	89	3:00.44	89	3:57.80	89	4:55.21	89	5:53.78	89	6:51.66	89	7:48.87					
30	1:05.84	30	2:03.95	30	3:01.52	30	3:58.86	30	4:56.47	30	5:54.36	21	6:51.87 *1	30	7:48.88					
47	1:05.96	47	2:05.57	47	3:04.80	47	4:04.32	47	5:03.17	46	5:58.31 *1	30	6:51.94	21	7:56.54 *1					
62	1:06.89	62	2:07.88	62	3:07.94	62	4:07.93	62	5:07.50	47	6:02.38	47	7:02.21	47	8:01.08					
13	1:07.31	13	2:09.39	13	3:09.94	13	4:11.35	13	5:13.93	62	6:07.39	46	7:06.96 *1	62	8:07.17					
35	1:19.85	35	2:21.11	32	3:21.67	32	4:22.86	32	5:23.97	13	6:16.95	62	7:07.50	46	8:14.68 *1					
32	1:20.24	32	2:21.54	35	3:21.83	7	4:22.91	7	5:24.39	32	6:24.20	13	7:20.03	13	8:23.85					
9	1:20.26	7	2:22.10	7	3:22.30	35	4:23.08	35	5:24.40	7	6:24.53	32	7:25.31	7	8:26.44					
7	1:20.86	5	2:22.32	5	3:22.84	5	4:23.53	5	5:24.78	35	6:24.60	7	7:25.36	5	8:26.53					
5	1:21.02	9	2:22.64	9	3:25.00	9	4:26.50	9	5:27.91	5	6:25.43	35	7:25.38	32	8:27.72					
84	1:21.57	84	2:24.74	84	3:27.33	84	4:29.79	84	5:31.38	9	6:29.61	5	7:26.12	9	8:34.45					
21	1:23.46	34	2:26.77	34	3:28.83	34	4:31.25	34	5:32.93	84	6:33.58	9	7:31.64	84	8:36.83					
34	1:23.51	21	2:28.58	21	3:34.22	21	4:40.84	21	5:46.49	34	6:34.65	84	7:35.13	34	8:39.25					
46	1:27.67	46	2:34.21	46	3:43.57	46	4:51.31					34	7:36.34	35	9:04.43					

NEW ERA RACE RESULTS

Mallory Park - Sunday 1st November 2009

Autumn Trophy

SOUND OF THUNDER & SUPERMOTO

RESULT - RACE 9

Pl	No	Cl	Name	Machine	Entrant/Sponsor	Laps	Time	Behind	MPH	Best Lap on	MPH
1	7	ST	Carl MARSDEN	Aprilia 1000		8	7:43.26		86.41	55.62	8 89.97
2	89	ST	Kevin ATKINS	Triumph 675	Paul Stock Interiors	8	7:47.63	4.37	85.61	57.08	8 87.67
3	30	ST	Tim BOOTH	Triumph 675		8	7:52.95	9.69	84.64	57.40	5 87.18
4	99	ST	Dean PEARCE	Ducati 998		8	7:53.44	10.18	84.56	57.00	7 87.79
5	47	ST	Les LINEY	Ducati 1098	Les Liney Vehicle Hire	8	7:59.68	16.42	83.46	58.39	5 85.70
6	62	ST	Sam WEST	Ducati 1098	Water Lane Clinic	8	8:04.51	21.25	82.62	58.92	5 84.93
7	148	ST	Kev CARRINGTON	Aprilia 1000		8	8:21.42	38.16	79.84	1:00.84	8 82.25
8	13	ST	Dave CHARRETT	Triumph 675		8	8:22.77	39.51	79.62	1:01.42	8 81.47
9	32	SM	Sean GOLDSMITH	KTM 690	Goldsmith Construction	8	8:23.18	39.92	79.56	59.90	4 83.54
10	35	SM	Anthony HUGHES	KTM 660		8	8:23.36	40.10	79.53	1:00.16	7 83.18
11	9	SM	Richard STONEY	KTM 660	Jalsh Ghar	8	8:29.86	46.60	78.52	1:01.08	4 81.93
12	84	SM	John COLEMAN	KTM 660		8	8:35.00	51.74	77.73	1:01.60	8 81.23
13	34	SM	Glen COXHALL	KTM 660		8	8:35.15	51.89	77.71	1:01.22	8 81.74
14	5	SM	Mick EVERITT	KTM 660		8	8:35.40	52.14	77.67	1:01.64	8 81.18
15	21	SM	Quin DAVEY	KTM 560		7	7:52.41	1 Lap	74.15	1:04.43	6 77.67
16	7	SM	Duncan MACMILLAN	KTM 660	Jim Aim Racing	7	8:16.81	1 Lap	70.51	1:06.73	6 74.99
17	46	SM	James FLOOD	KTM 690	Flood Partnership	7	8:19.47	1 Lap	70.13	1:07.47	4 74.17

Not-Classified

38	ST	Scot ADAM	Ducati 1098		5	4:54.33	DNF	85.01	56.55	4 88.49
----	----	-----------	-------------	--	---	---------	-----	-------	-------	---------

Fastest Lap

7	ST	Carl MARSDEN	Aprilia 1000						55.62	8 89.97
32	SM	Sean GOLDSMITH	KTM 690	Goldsmith Construction					59.90	4 83.54

SECOND START AT 12.9 SECONDS

Start Time : 15:04

01 Nov 09 15:14

Clerk of Course :

Time Issued :

Chief Timekeeper : Anthony Smith

THESE RESULTS REMAIN PROVISIONAL FOR A MINIMUM OF 30 MINUTES FROM THE TIME OF ISSUE

HS Sports Timing and Results Systems - Results and Lap Times at www.hssports.co.uk

SOUND OF THUNDER & SUPERMOTO

LAP TIMES - RACE 9

5	Mick EVERITT										
	Lap	1	2	3	4	5	6	7	8	9	10
	1	1:20.85	1:02.50	1:01.93	1:02.02	1:01.98	1:02.52	1:01.96	1:01.64		
7	Duncan MACMILLAN										
	Lap	1	2	3	4	5	6	7	8	9	10
	1	1:27.85	1:07.37	1:07.80	1:07.39	1:11.78	1:06.73	1:07.89			
7	Carl MARSDEN										
	Lap	1	2	3	4	5	6	7	8	9	10
	1	1:04.30	1:00.41	56.93	55.97	56.74	57.23	56.06	55.62		
9	Richard STONEY										
	Lap	1	2	3	4	5	6	7	8	9	10
	1	1:19.53	1:01.17	1:02.29	1:01.08	1:01.81	1:01.45	1:01.21	1:01.32		
13	Dave CHARRETT										
	Lap	1	2	3	4	5	6	7	8	9	10
	1	1:09.38	1:02.73	1:01.80	1:02.07	1:01.47	1:01.82	1:02.08	1:01.42		
21	Quin DAVEY										
	Lap	1	2	3	4	5	6	7	8	9	10
	1	1:24.09	1:04.63	1:04.67	1:04.80	1:05.14	1:04.43	1:04.65			
30	Tim BOOTH										
	Lap	1	2	3	4	5	6	7	8	9	10
	1	1:04.97	1:00.43	57.45	58.30	57.40	59.23	57.49	57.68		
32	Sean GOLDSMITH										
	Lap	1	2	3	4	5	6	7	8	9	10
	1	1:20.04	1:00.80	1:00.35	59.90	1:00.26	1:00.49	1:00.43	1:00.91		
34	Glen COXHALL										
	Lap	1	2	3	4	5	6	7	8	9	10
	1	1:21.84	1:02.27	1:02.46	1:01.77	1:01.74	1:02.10	1:01.75	1:01.22		
35	Anthony HUGHES										
	Lap	1	2	3	4	5	6	7	8	9	10
	1	1:19.60	1:00.63	1:00.36	1:00.28	1:00.44	1:00.94	1:00.16	1:00.95		
38	Scot ADAM										
	Lap	1	2	3	4	5	6	7	8	9	10
	1	1:04.42	59.55	57.14	56.55	56.67					
46	James FLOOD										
	Lap	1	2	3	4	5	6	7	8	9	10
	1	1:29.68	1:07.64	1:08.93	1:07.47	1:09.18	1:08.21	1:08.36			
47	Les LINEY										
	Lap	1	2	3	4	5	6	7	8	9	10
	1	1:06.18	1:00.26	58.93	58.85	58.39	59.61	58.61	58.85		

62	Sam WEST										
	Lap	1	2	3	4	5	6	7	8	9	10
	1	1:07.28	1:00.48	59.61	59.95	58.92	59.59	59.15	59.53		

84	John COLEMAN										
	Lap	1	2	3	4	5	6	7	8	9	10
	1	1:21.70	1:02.11	1:02.00	1:02.09	1:01.70	1:02.09	1:01.71	1:01.60		

89	Kevin ATKINS										
	Lap	1	2	3	4	5	6	7	8	9	10
	1	1:03.25	57.89	58.17	57.44	57.62	58.60	57.58	57.08		

99	Dean PEARCE										
	Lap	1	2	3	4	5	6	7	8	9	10
	1	1:04.28	59.57	58.93	58.37	58.93	59.32	57.00	57.04		

148	Kev CARRINGTON										
	Lap	1	2	3	4	5	6	7	8	9	10
	1	1:10.14	1:02.47	1:01.65	1:01.95	1:01.45	1:01.93	1:00.99	1:00.84		

Lap Chart

SOUND OF THUNDER & SUPERMOTO - RACE 9

Lap 1		Lap 2		Lap 3		Lap 4		Lap 5		Lap 6		Lap 7		Lap 8		Lap 9		Lap 10	
No	Time	No	Time	No	Time	No	Time	No	Time	No	Time	No	Time	No	Time	No	Time	No	Time
89	1:03.25	89	2:01.14	89	2:59.31	89	3:56.75	38	4:54.33	7	5:51.58	7	6:47.64	7	7:43.26				
99	1:04.28	99	2:03.85	38	3:01.11	7	3:57.61	7	4:54.35	89	5:52.97	21	6:47.76 *1	89	7:47.63				
7	1:04.30	38	2:03.97	7	3:01.64	38	3:57.66	89	4:54.37	30	5:57.78	89	6:50.55	21	7:52.41 *1				
38	1:04.42	7	2:04.71	99	3:02.78	99	4:01.15	30	4:58.55	99	5:59.40	30	6:55.27	30	7:52.95				
30	1:04.97	30	2:05.40	30	3:02.85	30	4:01.15	99	5:00.08	7	6:02.19 *1	99	6:56.40	99	7:53.44				
47	1:06.18	47	2:06.44	47	3:05.37	47	4:04.22	47	5:02.61	47	6:02.22	47	7:00.83	47	7:59.68				
62	1:07.28	62	2:07.76	62	3:07.37	62	4:07.32	62	5:06.24	46	6:02.90 *1	62	7:04.98	62	8:04.51				
13	1:09.38	13	2:12.11	13	3:13.91	13	4:15.98	13	5:17.45	62	6:05.83	7	7:08.92 *1	7	8:16.81 *1				
148	1:10.14	148	2:12.61	148	3:14.26	148	4:16.21	148	5:17.66	13	6:19.27	46	7:11.11 *1	46	8:19.47 *1				
9	1:19.53	35	2:20.23	35	3:20.59	35	4:20.87	35	5:21.31	148	6:19.59	148	7:20.58	148	8:21.42				
35	1:19.60	9	2:20.70	32	3:21.19	32	4:21.09	32	5:21.35	32	6:21.84	13	7:21.35	13	8:22.77				
32	1:20.04	32	2:20.84	9	3:22.99	9	4:24.07	9	5:25.88	35	6:22.25	32	7:22.27	32	8:23.18				
5	1:20.85	5	2:23.35	5	3:25.28	5	4:27.30	5	5:29.28	9	6:27.33	35	7:22.41	35	8:23.36				
84	1:21.70	84	2:23.81	84	3:25.81	84	4:27.90	84	5:29.60	84	6:31.69	9	7:28.54	9	8:29.86				
34	1:21.84	34	2:24.11	34	3:26.57	34	4:28.34	34	5:30.08	5	6:31.80	84	7:33.40	84	8:35.00				
21	1:24.09	21	2:28.72	21	3:33.39	21	4:38.19	21	5:43.33	34	6:32.18	5	7:33.76	34	8:35.15				
7	1:27.85	7	2:35.22	7	3:43.02	7	4:50.41					34	7:33.93	5	8:35.40				
46	1:29.68	46	2:37.32	46	3:46.25	46	4:53.72												

NEW ERA RACE RESULTS

PRO-BIKE OPEN

RESULTS BY



HS Sports Ltd
Unit 5, Radnor Park Industrial Estate
Congleton, Cheshire CW12 4XN
Tel. +44 (0)1260 275708
Fax +44 (0)1260 278352
www.hssports.co.uk

NEW ERA RACE RESULTS

Mallory Park - Sunday 1st November 2009

Autumn Trophy

PRO-BIKE OPEN & FORMULA 600

TIMED PRACTICE

Pl	No	Cl	Name	Machine	Entrant/Sponsor	Laps	Time on Lap	Behind	MPH	
1	56	PB	Shannon ETHERIDGE	Kawasaki 1000		7	58.74	7	85.19	
2	2	F6	Gaz EVANS	Kawasaki 600	PEP Racing	6	59.23	4	00.49	84.48
3	28	PB	Phil BROOKS	Yamaha 1000		2	59.42	1	00.68	84.21
4	7	PB	Carl MARSDEN	Aprilia 1000		8	59.78	8	01.04	83.71
5	37	F6	Ben PHILLIPS	Yamaha 600		9	59.92	2	01.18	83.51
6	30	F6	Sean MOORE	Yamaha 600		9	1:00.06	6	01.32	83.32
7	63	SS	Marc HUGHES	Yamaha 600		8	1:01.39	7	02.65	81.51
8	46	SS	Ben ROBERTS	Yamaha 600		4	1:01.49	3	02.75	81.38
9	55	F6	Leon JEACOCK	Yamaha 600		8	1:01.53	7	02.79	81.33
10	113	PB N	Gordon SCOTT	Suzuki 1000		7	1:02.12	6	03.38	80.55
11	31	PB	Emmett BURKE	Yamaha 1000		7	1:03.03	7	04.29	79.39
12	118	PS	Jason BREWSTER	Yamaha 1000		7	1:03.29	5	04.55	79.06
13	149	PB N	Steve GIBSON	Yamaha 1000		6	1:04.00	6	05.26	78.19
14	90	F6 N	Mark WOOD	Yamaha 600		7	1:04.14	7	05.40	78.02
15	38	F6	Steve ALLEN	Yamaha 600		7	1:04.25	2	05.51	77.88
16	122	PB N	Andrew TAYLOR	Yamaha 1000		3	1:04.57	2	05.83	77.50
17	12	F6 N	Carl MORRIS	Kawasaki 600		7	1:04.71	6	05.97	77.33
18	39	PB	Sean HAYES	Suzuki 1000	Circuit Based Training	7	1:04.76	5	06.02	77.27
19	30	PB N	Kevin PARKER	Kawasaki 899		5	1:04.79	5	06.05	77.23
20	114	SS	Craig McEWAN	Honda 600		7	1:05.84	7	07.10	76.00
21	33	PB	Andy POSCOTIS	Suzuki 1000	Air 2 Hire Air Conditioning	1	1:05.92	1	07.18	75.91
22	24	PI	Matthew PEARCE	Kawasaki 600		6	1:05.95	4	07.21	75.88
23	121	PS	Steve ATKINS	Suzuki 1000		7	1:07.34	6	08.60	74.31
24	56	F6	Roger SLATER	Yamaha 600		7	1:07.87	7	09.13	73.73
25	125	F6	Paul O'CONNOR	Honda 600	PEP Racing	1	1:07.95	1	09.21	73.64
26	73	F6	Keith TOWNSEND	Suzuki 600	Industrial Gas UK Ltd	7	1:08.66	6	09.92	72.88
27	20	F6	Nicholas WALKER	Suzuki 600		7	1:09.63	7	10.89	71.87
28	5	F6	John DAVEY	Honda 600		7	1:09.80	7	11.06	71.69
29	35	PS	Guy BRIDGMAN	Suzuki 1000		6	1:18.26	6	19.52	63.94

Start Time : 12:18

01 Nov 09 12:34

Clerk of Course :

Time Issued :

Chief Timekeeper : Anthony Smith

THESE RESULTS REMAIN PROVISIONAL FOR A MINIMUM OF 30 MINUTES FROM THE TIME OF ISSUE

HS Sports Timing and Results Systems - Results and Lap Times at www.hssports.co.uk

PRO-BIKE OPEN & FORMULA 600

LAP TIMES - TIMED PRACTICE

2	Gaz EVANS										
	Lap	1	2	3	4	5	6	7	8	9	10
	1	1:05.14	1:02.35	8:09.51	59.23	59.31	1:00.71				
5	John DAVEY										
	Lap	1	2	3	4	5	6	7	8	9	10
	1	1:16.15	1:18.55	7:50.26	1:13.08	1:11.44	1:12.02	1:09.80			
7	Carl MARSDEN										
	Lap	1	2	3	4	5	6	7	8	9	10
	1	1:05.58	1:01.46	8:13.17	1:00.81	1:00.36	1:00.41	1:00.34	59.78		
12	Carl MORRIS										
	Lap	1	2	3	4	5	6	7	8	9	10
	1	1:10.35	1:13.15	7:49.44	1:11.26	1:05.46	1:04.71	1:05.59			
20	Nicholas WALKER										
	Lap	1	2	3	4	5	6	7	8	9	10
	1	1:12.18	1:14.37	8:06.59	1:16.12	1:11.18	1:11.81	1:09.63			
24	Matthew PEARCE										
	Lap	1	2	3	4	5	6	7	8	9	10
	1	1:10.68	9:42.48	1:08.57	1:05.95	1:06.13	1:06.41				
28	Phil BROOKS										
	Lap	1	2	3	4	5	6	7	8	9	10
	1	59.42	59.57								
30	Sean MOORE										
	Lap	1	2	3	4	5	6	7	8	9	10
	1	1:01.94	1:00.67	1:07.09	7:20.75	1:00.07	1:00.06	1:01.79	1:01.08	1:00.83	
30	Kevin PARKER										
	Lap	1	2	3	4	5	6	7	8	9	10
	1	1:09.48	1:12.16	8:21.21	1:08.03	1:04.79					
31	Emmett BURKE										
	Lap	1	2	3	4	5	6	7	8	9	10
	1	1:08.22	1:04.78	8:20.00	1:09.54	1:05.11	1:03.35	1:03.03			
33	Andy POSCOTIS										
	Lap	1	2	3	4	5	6	7	8	9	10
	1	1:05.92									
35	Guy BRIDGMAN										
	Lap	1	2	3	4	5	6	7	8	9	10
	1	1:22.60	1:26.97	7:48.39	1:20.18	1:19.36	1:18.26				
37	Ben PHILLIPS										
	Lap	1	2	3	4	5	6	7	8	9	10
	1	1:00.31	59.92	1:11.28	7:21.22	1:00.06	1:00.04	1:01.03	1:06.02	1:01.08	

38	Steve ALLEN										
	Lap	1	2	3	4	5	6	7	8	9	10
	1	1:06.07	1:04.25	8:33.05	1:10.60	1:05.13	1:05.92	1:05.49			
39	Sean HAYES										
	Lap	1	2	3	4	5	6	7	8	9	10
	1	1:06.56	1:11.74	7:32.01	1:11.83	1:04.76	1:05.00	1:05.04			
46	Ben ROBERTS										
	Lap	1	2	3	4	5	6	7	8	9	10
	1	1:05.08	1:01.64	1:01.49	1:01.65						
55	Leon JEACOCK										
	Lap	1	2	3	4	5	6	7	8	9	10
	1	1:13.76	1:09.98	7:43.79	1:02.76	1:01.77	1:01.59	1:01.53	1:01.65		
56	Roger SLATER										
	Lap	1	2	3	4	5	6	7	8	9	10
	1	1:11.82	1:12.00	8:07.50	1:13.67	1:09.17	1:08.03	1:07.87			
56	Shannon ETHERIDGE										
	Lap	1	2	3	4	5	6	7	8	9	10
	1	1:04.47	1:05.15	8:34.97	1:00.79	59.80	59.78	58.74			
63	Marc HUGHES										
	Lap	1	2	3	4	5	6	7	8	9	10
	1	1:06.11	1:04.29	8:11.69	1:02.35	1:01.75	1:01.51	1:01.39	1:01.72		
73	Keith TOWNSEND										
	Lap	1	2	3	4	5	6	7	8	9	10
	1	1:12.08	1:09.58	8:08.10	1:11.04	1:09.22	1:08.66	1:12.38			
90	Mark WOOD										
	Lap	1	2	3	4	5	6	7	8	9	10
	1	1:08.54	1:04.95	8:18.35	1:07.84	1:06.02	1:04.71	1:04.14			
113	Gordon SCOTT										
	Lap	1	2	3	4	5	6	7	8	9	10
	1	1:06.34	1:05.35	8:18.26	1:06.66	1:05.24	1:02.12	1:02.51			
114	Craig McEWAN										
	Lap	1	2	3	4	5	6	7	8	9	10
	1	1:10.94	1:13.90	8:03.36	1:13.09	1:06.34	1:06.34	1:05.84			
118	Jason BREWSTER										
	Lap	1	2	3	4	5	6	7	8	9	10
	1	1:06.60	1:03.76	8:20.42	1:07.14	1:03.29	1:03.73	1:03.43			
121	Steve ATKINS										
	Lap	1	2	3	4	5	6	7	8	9	10
	1	1:10.47	1:11.90	8:04.87	1:13.02	1:08.30	1:07.34	1:08.95			
122	Andrew TAYLOR										
	Lap	1	2	3	4	5	6	7	8	9	10
	1	1:07.37	1:04.57	8:10.74							

125 Paul O'CONNOR

Lap	1	2	3	4	5	6	7	8	9	10
1	1:07.95									

149 Steve GIBSON


Lap	1	2	3	4	5	6	7	8	9	10
1	1:07.38	1:10.22	8:04.47	1:10.64	1:05.02	1:04.00				

NEW ERA RACE GRID

PRO-BIKE OPEN

RACE 5 & RACE 10

ROW 4	16	15	14	35 01:18.260 BRIDGMAN 13
ROW 3	121 01:07.340 ATKINS 12	33 01:05.920 POSCOTIS 11	30 01:04.790 PARKER 10	39 01:04.760 HAYES 9
ROW 2	122 01:04.570 TAYLOR 8	149 01:04.000 GIBSON 7	118 01:03.290 BREWSTER 6	31 01:03.030 BURKE 5
ROW 1	113 01:02.120 SCOTT 4	7 00:59.780 MARSDEN 3	28 00:59.420 BROOKS 2	56 00:58.740 ETHERIDGE 1 POLE



NEW ERA RACE RESULTS

Mallory Park - Sunday 1st November 2009

Autumn Trophy

PRO-BIKE OPEN

RESULT - RACE 5

PI	No	Cl	Name	Machine	Entrant/Sponsor	Laps	Time	Behind	MPH	Best Lap on	MPH
1	56	PB	Shannon ETHERIDGE	Kawasaki 1000		8	7:22.60		90.45	53.80	3 93.01
2	28	PB	Phil BROOKS	Yamaha 1000		8	7:30.43	7.83	88.88	55.45	5 90.24
3	7	PB	Carl MARSDEN	Aprilia 1000		8	7:34.29	11.69	88.12	55.87	4 89.57
4	118	PS	Jason BREWSTER	Yamaha 1000		8	8:03.13	40.53	82.86	59.30	2 84.38
5	31	PB	Emmett BURKE	Yamaha 1000		8	8:03.72	41.12	82.76	59.24	3 84.47
6	113	PB N	Gordon SCOTT	Suzuki 1000		8	8:04.16	41.56	82.68	59.04	5 84.76
7	39	PB	Sean HAYES	Suzuki 1000	Circuit Based Training	8	8:04.42	41.82	82.64	58.36	6 85.74
8	149	PB N	Steve GIBSON	Yamaha 1000		8	8:11.25	48.65	81.49	58.97	8 84.86
9	30	PB N	Kevin PARKER	Kawasaki 899		8	8:15.06	52.46	80.86	1:00.07	8 83.30
10	121	PS	Steve ATKINS	Suzuki 1000		8	8:17.59	54.99	80.45	1:01.03	2 81.99
11	35	PS	Guy BRIDGMAN	Suzuki 1000		7	7:36.22	1 Lap	76.78	1:03.75	3 78.49

Fastest Lap

56	PB	Shannon ETHERIDGE	Kawasaki 1000						53.80	3	93.01
118	PS	Jason BREWSTER	Yamaha 1000						59.30	2	84.38

Start Time : 13:58

01 Nov 09 14:06

Clerk of Course :

Time Issued :

Chief Timekeeper : Anthony Smith

THESE RESULTS REMAIN PROVISIONAL FOR A MINIMUM OF 30 MINUTES FROM THE TIME OF ISSUE

HS Sports Timing and Results Systems - Results and Lap Times at www.hssports.co.uk

PRO-BIKE OPEN

LAP TIMES - RACE 5

7	Carl MARSDEN										
	Lap	1	2	3	4	5	6	7	8	9	10
	1	1:01.21	56.04	56.13	55.87	56.05	56.22	56.32	56.45		
28	Phil BROOKS										
	Lap	1	2	3	4	5	6	7	8	9	10
	1	59.91	55.89	55.54	55.66	55.45	55.78	56.06	56.14		
30	Kevin PARKER										
	Lap	1	2	3	4	5	6	7	8	9	10
	1	1:09.20	1:01.07	1:00.76	1:00.83	1:01.48	1:01.56	1:00.09	1:00.07		
31	Emmett BURKE										
	Lap	1	2	3	4	5	6	7	8	9	10
	1	1:06.08	59.51	59.24	1:00.22	59.77	59.25	59.71	59.94		
35	Guy BRIDGMAN										
	Lap	1	2	3	4	5	6	7	8	9	10
	1	1:12.03	1:04.84	1:03.75	1:03.92	1:03.96	1:03.83	1:03.89			
39	Sean HAYES										
	Lap	1	2	3	4	5	6	7	8	9	10
	1	1:08.00	1:00.53	59.55	59.22	58.73	58.36	59.97	1:00.06		
56	Shannon ETHERIDGE										
	Lap	1	2	3	4	5	6	7	8	9	10
	1	59.94	54.24	53.80	54.56	54.64	54.56	55.19	55.67		
113	Gordon SCOTT										
	Lap	1	2	3	4	5	6	7	8	9	10
	1	1:07.08	59.34	59.50	59.19	59.04	59.64	1:00.23	1:00.14		
118	Jason BREWSTER										
	Lap	1	2	3	4	5	6	7	8	9	10
	1	1:05.51	59.30	59.66	1:00.12	59.43	59.59	59.92	59.60		
121	Steve ATKINS										
	Lap	1	2	3	4	5	6	7	8	9	10
	1	1:08.11	1:01.03	1:01.09	1:01.08	1:01.78	1:01.27	1:01.34	1:01.89		
149	Steve GIBSON										
	Lap	1	2	3	4	5	6	7	8	9	10
	1	1:10.79	1:03.13	1:00.63	59.74	59.65	59.29	59.05	58.97		

Lap Chart

PRO-BIKE OPEN - RACE 5

Lap 1		Lap 2		Lap 3		Lap 4		Lap 5		Lap 6		Lap 7		Lap 8		Lap 9		Lap 10	
No	Time	No	Time	No	Time	No	Time	No	Time	No	Time	No	Time	No	Time	No	Time	No	Time
28	59.91	56	1:54.18	56	2:47.98	56	3:42.54	56	4:37.18	56	5:31.74	56	6:26.93	56	7:22.60				
56	59.94	28	1:55.80	28	2:51.34	28	3:47.00	28	4:42.45	28	5:38.23	35	6:32.33 *1	28	7:30.43				
7	1:01.21	7	1:57.25	7	2:53.38	7	3:49.25	7	4:45.30	7	5:41.52	28	6:34.29	7	7:34.29				
118	1:05.51	118	2:04.81	118	3:04.47	118	4:04.59	118	5:04.02	118	6:03.61	7	6:37.84	35	7:36.22 *1				
31	1:06.08	31	2:05.59	31	3:04.83	31	4:05.05	113	5:04.15	113	6:03.79	118	7:03.53	118	8:03.13				
113	1:07.08	113	2:06.42	113	3:05.92	113	4:05.11	31	5:04.82	31	6:04.07	31	7:03.78	31	8:03.72				
39	1:08.00	39	2:08.53	39	3:08.08	39	4:07.30	39	5:06.03	39	6:04.39	113	7:04.02	113	8:04.16				
121	1:08.11	121	2:09.14	121	3:10.23	121	4:11.31	121	5:13.09	149	6:13.23	39	7:04.36	39	8:04.42				
30	1:09.20	30	2:10.27	30	3:11.03	30	4:11.86	30	5:13.34	121	6:14.36	149	7:12.28	149	8:11.25				
149	1:10.79	149	2:13.92	149	3:14.55	149	4:14.29	149	5:13.94	30	6:14.90	30	7:14.99	30	8:15.06				
35	1:12.03	35	2:16.87	35	3:20.62	35	4:24.54	35	5:28.50			121	7:15.70	121	8:17.59				

NEW ERA RACE RESULTS

Mallory Park - Sunday 1st November 2009

Autumn Trophy

PRO-BIKE OPEN

RESULT - RACE 10

Pl	No	Cl	Name	Machine	Entrant/Sponsor	Laps	Time	Behind	MPH	Best Lap on	MPH
1	56	PB	Shannon ETHERIDGE	Kawasaki 1000		8	7:27.96		89.37	54.71	6 91.46
2	7	PB	Carl MARSDEN	Aprilia 1000		8	7:30.31	2.35	88.90	55.33	6 90.44
3	28	PB	Phil BROOKS	Yamaha 1000		8	7:35.84	7.88	87.82	55.60	3 90.00
4	31	PB	Emmett BURKE	Yamaha 1000		8	7:58.35	30.39	83.69	58.78	8 85.13
5	39	PB	Sean HAYES	Suzuki 1000	Circuit Based Training	8	7:59.64	31.68	83.46	57.94	6 86.37
6	113	PB N	Gordon SCOTT	Suzuki 1000		8	8:08.93	40.97	81.88	59.57	5 84.00
7	30	PB N	Kevin PARKER	Kawasaki 899		8	8:09.55	41.59	81.77	59.37	6 84.28
8	118	PS	Jason BREWSTER	Yamaha 1000		8	8:12.91	44.95	81.22	58.88	2 84.99
9	35	PS	Guy BRIDGMAN	Suzuki 1000		7	7:31.62	1 Lap	77.56	1:03.15	7 79.24

Fastest Lap

56	PB	Shannon ETHERIDGE	Kawasaki 1000						54.71	6	91.46
118	PS	Jason BREWSTER	Yamaha 1000						58.88	2	84.99

No. 118 - Time includes a 10 second jump start penalty

Start Time : 15:19

01 Nov 09 15:27

Clerk of Course :

Time Issued :

Chief Timekeeper : Anthony Smith

THESE RESULTS REMAIN PROVISIONAL FOR A MINIMUM OF 30 MINUTES FROM THE TIME OF ISSUE

HS Sports Timing and Results Systems - Results and Lap Times at www.hssports.co.uk

PRO-BIKE OPEN

LAP TIMES - RACE 10

7	Carl MARSDEN										
	Lap	1	2	3	4	5	6	7	8	9	10
	1	1:01.00	55.52	55.50	55.49	55.53	55.33	55.77	56.17		

28	Phil BROOKS										
	Lap	1	2	3	4	5	6	7	8	9	10
	1	1:02.75	56.05	55.60	56.06	56.54	56.33	56.25	56.26		

30	Kevin PARKER										
	Lap	1	2	3	4	5	6	7	8	9	10
	1	1:07.28	1:00.59	1:01.34	1:00.01	1:00.37	59.37	1:00.44	1:00.15		

31	Emmett BURKE										
	Lap	1	2	3	4	5	6	7	8	9	10
	1	1:05.33	58.96	59.24	58.92	59.26	59.07	58.79	58.78		

35	Guy BRIDGMAN										
	Lap	1	2	3	4	5	6	7	8	9	10
	1	1:10.71	1:04.03	1:03.30	1:03.40	1:03.59	1:03.44	1:03.15			

39	Sean HAYES										
	Lap	1	2	3	4	5	6	7	8	9	10
	1	1:07.54	1:00.60	59.31	58.65	58.79	57.94	58.18	58.63		

56	Shannon ETHERIDGE										
	Lap	1	2	3	4	5	6	7	8	9	10
	1	59.72	54.95	55.85	55.69	55.51	54.71	54.82	56.71		

113	Gordon SCOTT										
	Lap	1	2	3	4	5	6	7	8	9	10
	1	1:07.81	1:00.79	1:00.89	1:00.10	59.57	59.69	1:00.23	59.85		

118	Jason BREWSTER										
	Lap	1	2	3	4	5	6	7	8	9	10
	1	1:04.85	58.88	1:00.20	59.30	59.68	59.53	1:00.55	59.92		

Lap Chart

PRO-BIKE OPEN - RACE 10

Lap 1		Lap 2		Lap 3		Lap 4		Lap 5		Lap 6		Lap 7		Lap 8		Lap 9		Lap 10	
No	Time	No	Time	No	Time	No	Time	No	Time	No	Time	No	Time	No	Time	No	Time	No	Time
56	59.72	56	1:54.67	56	2:50.52	56	3:46.21	56	4:41.72	56	5:36.43	56	6:31.25	56	7:27.96				
7	1:01.00	7	1:56.52	7	2:52.02	7	3:47.51	7	4:43.04	7	5:38.37	7	6:34.14	7	7:30.31				
28	1:02.75	28	1:58.80	28	2:54.40	28	3:50.46	28	4:47.00	28	5:43.33	28	6:39.58	35	7:31.62	*1			
118	1:04.85	118	2:03.73	31	3:03.53	31	4:02.45	31	5:01.71	31	6:00.78	31	6:59.57	28	7:35.84				
31	1:05.33	31	2:04.29	118	3:03.93	118	4:03.23	118	5:02.91	118	6:02.44	39	7:01.01	31	7:58.35				
30	1:07.28	30	2:07.87	39	3:07.45	39	4:06.10	39	5:04.89	39	6:02.83	118	7:02.99	39	7:59.64				
39	1:07.54	39	2:08.14	30	3:09.21	30	4:09.22	113	5:09.16	113	6:08.85	113	7:09.08	113	8:08.93				
113	1:07.81	113	2:08.60	113	3:09.49	113	4:09.59	30	5:09.59	30	6:08.96	30	7:09.40	30	8:09.55				
35	1:10.71	35	2:14.74	35	3:18.04	35	4:21.44	35	5:25.03	35	6:28.47			118	8:12.91				

NEW ERA RACE RESULTS

FORMULA 600

RESULTS BY



HS Sports Ltd
Unit 5, Radnor Park Industrial Estate
Congleton, Cheshire CW12 4XN
Tel. +44 (0)1260 275708
Fax +44 (0)1260 278352
www.hssports.co.uk

NEW ERA RACE RESULTS

Mallory Park - Sunday 1st November 2009

Autumn Trophy

PRO-BIKE OPEN & FORMULA 600

TIMED PRACTICE

Pl	No	Cl	Name	Machine	Entrant/Sponsor	Laps	Time on Lap	Behind	MPH	
1	56	PB	Shannon ETHERIDGE	Kawasaki 1000		7	58.74	7	85.19	
2	2	F6	Gaz EVANS	Kawasaki 600	PEP Racing	6	59.23	4	00.49	84.48
3	28	PB	Phil BROOKS	Yamaha 1000		2	59.42	1	00.68	84.21
4	7	PB	Carl MARSDEN	Aprilia 1000		8	59.78	8	01.04	83.71
5	37	F6	Ben PHILLIPS	Yamaha 600		9	59.92	2	01.18	83.51
6	30	F6	Sean MOORE	Yamaha 600		9	1:00.06	6	01.32	83.32
7	63	SS	Marc HUGHES	Yamaha 600		8	1:01.39	7	02.65	81.51
8	46	SS	Ben ROBERTS	Yamaha 600		4	1:01.49	3	02.75	81.38
9	55	F6	Leon JEACOCK	Yamaha 600		8	1:01.53	7	02.79	81.33
10	113	PB N	Gordon SCOTT	Suzuki 1000		7	1:02.12	6	03.38	80.55
11	31	PB	Emmett BURKE	Yamaha 1000		7	1:03.03	7	04.29	79.39
12	118	PS	Jason BREWSTER	Yamaha 1000		7	1:03.29	5	04.55	79.06
13	149	PB N	Steve GIBSON	Yamaha 1000		6	1:04.00	6	05.26	78.19
14	90	F6 N	Mark WOOD	Yamaha 600		7	1:04.14	7	05.40	78.02
15	38	F6	Steve ALLEN	Yamaha 600		7	1:04.25	2	05.51	77.88
16	122	PB N	Andrew TAYLOR	Yamaha 1000		3	1:04.57	2	05.83	77.50
17	12	F6 N	Carl MORRIS	Kawasaki 600		7	1:04.71	6	05.97	77.33
18	39	PB	Sean HAYES	Suzuki 1000	Circuit Based Training	7	1:04.76	5	06.02	77.27
19	30	PB N	Kevin PARKER	Kawasaki 899		5	1:04.79	5	06.05	77.23
20	114	SS	Craig McEWAN	Honda 600		7	1:05.84	7	07.10	76.00
21	33	PB	Andy POSCOTIS	Suzuki 1000	Air 2 Hire Air Conditioning	1	1:05.92	1	07.18	75.91
22	24	PI	Matthew PEARCE	Kawasaki 600		6	1:05.95	4	07.21	75.88
23	121	PS	Steve ATKINS	Suzuki 1000		7	1:07.34	6	08.60	74.31
24	56	F6	Roger SLATER	Yamaha 600		7	1:07.87	7	09.13	73.73
25	125	F6	Paul O'CONNOR	Honda 600	PEP Racing	1	1:07.95	1	09.21	73.64
26	73	F6	Keith TOWNSEND	Suzuki 600	Industrial Gas UK Ltd	7	1:08.66	6	09.92	72.88
27	20	F6	Nicholas WALKER	Suzuki 600		7	1:09.63	7	10.89	71.87
28	5	F6	John DAVEY	Honda 600		7	1:09.80	7	11.06	71.69
29	35	PS	Guy BRIDGMAN	Suzuki 1000		6	1:18.26	6	19.52	63.94

Start Time : 12:18

01 Nov 09 12:34

Clerk of Course :

Time Issued :

Chief Timekeeper : Anthony Smith

THESE RESULTS REMAIN PROVISIONAL FOR A MINIMUM OF 30 MINUTES FROM THE TIME OF ISSUE

HS Sports Timing and Results Systems - Results and Lap Times at www.hssports.co.uk

PRO-BIKE OPEN & FORMULA 600

LAP TIMES - TIMED PRACTICE

2	Gaz EVANS										
	Lap	1	2	3	4	5	6	7	8	9	10
	1	1:05.14	1:02.35	8:09.51	59.23	59.31	1:00.71				
5	John DAVEY										
	Lap	1	2	3	4	5	6	7	8	9	10
	1	1:16.15	1:18.55	7:50.26	1:13.08	1:11.44	1:12.02	1:09.80			
7	Carl MARSDEN										
	Lap	1	2	3	4	5	6	7	8	9	10
	1	1:05.58	1:01.46	8:13.17	1:00.81	1:00.36	1:00.41	1:00.34	59.78		
12	Carl MORRIS										
	Lap	1	2	3	4	5	6	7	8	9	10
	1	1:10.35	1:13.15	7:49.44	1:11.26	1:05.46	1:04.71	1:05.59			
20	Nicholas WALKER										
	Lap	1	2	3	4	5	6	7	8	9	10
	1	1:12.18	1:14.37	8:06.59	1:16.12	1:11.18	1:11.81	1:09.63			
24	Matthew PEARCE										
	Lap	1	2	3	4	5	6	7	8	9	10
	1	1:10.68	9:42.48	1:08.57	1:05.95	1:06.13	1:06.41				
28	Phil BROOKS										
	Lap	1	2	3	4	5	6	7	8	9	10
	1	59.42	59.57								
30	Sean MOORE										
	Lap	1	2	3	4	5	6	7	8	9	10
	1	1:01.94	1:00.67	1:07.09	7:20.75	1:00.07	1:00.06	1:01.79	1:01.08	1:00.83	
30	Kevin PARKER										
	Lap	1	2	3	4	5	6	7	8	9	10
	1	1:09.48	1:12.16	8:21.21	1:08.03	1:04.79					
31	Emmett BURKE										
	Lap	1	2	3	4	5	6	7	8	9	10
	1	1:08.22	1:04.78	8:20.00	1:09.54	1:05.11	1:03.35	1:03.03			
33	Andy POSCOTIS										
	Lap	1	2	3	4	5	6	7	8	9	10
	1	1:05.92									
35	Guy BRIDGMAN										
	Lap	1	2	3	4	5	6	7	8	9	10
	1	1:22.60	1:26.97	7:48.39	1:20.18	1:19.36	1:18.26				
37	Ben PHILLIPS										
	Lap	1	2	3	4	5	6	7	8	9	10
	1	1:00.31	59.92	1:11.28	7:21.22	1:00.06	1:00.04	1:01.03	1:06.02	1:01.08	

38	Steve ALLEN										
	Lap	1	2	3	4	5	6	7	8	9	10
	1	1:06.07	1:04.25	8:33.05	1:10.60	1:05.13	1:05.92	1:05.49			
39	Sean HAYES										
	Lap	1	2	3	4	5	6	7	8	9	10
	1	1:06.56	1:11.74	7:32.01	1:11.83	1:04.76	1:05.00	1:05.04			
46	Ben ROBERTS										
	Lap	1	2	3	4	5	6	7	8	9	10
	1	1:05.08	1:01.64	1:01.49	1:01.65						
55	Leon JEACOCK										
	Lap	1	2	3	4	5	6	7	8	9	10
	1	1:13.76	1:09.98	7:43.79	1:02.76	1:01.77	1:01.59	1:01.53	1:01.65		
56	Roger SLATER										
	Lap	1	2	3	4	5	6	7	8	9	10
	1	1:11.82	1:12.00	8:07.50	1:13.67	1:09.17	1:08.03	1:07.87			
56	Shannon ETHERIDGE										
	Lap	1	2	3	4	5	6	7	8	9	10
	1	1:04.47	1:05.15	8:34.97	1:00.79	59.80	59.78	58.74			
63	Marc HUGHES										
	Lap	1	2	3	4	5	6	7	8	9	10
	1	1:06.11	1:04.29	8:11.69	1:02.35	1:01.75	1:01.51	1:01.39	1:01.72		
73	Keith TOWNSEND										
	Lap	1	2	3	4	5	6	7	8	9	10
	1	1:12.08	1:09.58	8:08.10	1:11.04	1:09.22	1:08.66	1:12.38			
90	Mark WOOD										
	Lap	1	2	3	4	5	6	7	8	9	10
	1	1:08.54	1:04.95	8:18.35	1:07.84	1:06.02	1:04.71	1:04.14			
113	Gordon SCOTT										
	Lap	1	2	3	4	5	6	7	8	9	10
	1	1:06.34	1:05.35	8:18.26	1:06.66	1:05.24	1:02.12	1:02.51			
114	Craig McEWAN										
	Lap	1	2	3	4	5	6	7	8	9	10
	1	1:10.94	1:13.90	8:03.36	1:13.09	1:06.34	1:06.34	1:05.84			
118	Jason BREWSTER										
	Lap	1	2	3	4	5	6	7	8	9	10
	1	1:06.60	1:03.76	8:20.42	1:07.14	1:03.29	1:03.73	1:03.43			
121	Steve ATKINS										
	Lap	1	2	3	4	5	6	7	8	9	10
	1	1:10.47	1:11.90	8:04.87	1:13.02	1:08.30	1:07.34	1:08.95			
122	Andrew TAYLOR										
	Lap	1	2	3	4	5	6	7	8	9	10
	1	1:07.37	1:04.57	8:10.74							

125 Paul O'CONNOR

Lap	1	2	3	4	5	6	7	8	9	10
1	1:07.95									


149 Steve GIBSON

Lap	1	2	3	4	5	6	7	8	9	10
1	1:07.38	1:10.22	8:04.47	1:10.64	1:05.02	1:04.00				

NEW ERA RACE GRID

FORMULA 600 RACE 6 & RACE 11

ROW 4	5 01:09.800 DAVEY 16	20 01:09.630 WALKER 15	73 01:08.660 TOWNSEND 14	125 01:07.950 O'CONNOR 13
ROW 3	56 01:07.870 SLATER 12	24 01:05.950 PEARCE 11	114 01:05.840 MCEWAN 10	12 01:04.710 MORRIS 9
ROW 2	38 01:04.250 ALLEN 8	90 01:04.140 WOOD 7	55 01:01.530 JEACOCK 6	46 01:01.490 ROBERTS 5
ROW 1	63 01:01.390 HUGHES 4	30 01:00.060 MOORE 3	37 00:59.920 PHILLIPS 2	2 00:59.230 EVANS 1
				POLE



NEW ERA RACE RESULTS

Mallory Park - Sunday 1st November 2009

Autumn Trophy

FORMULA 600

RESULT - RACE 6

PI	No	Cl	Name	Machine	Entrant/Sponsor	Laps	Time	Behind	MPH	Best Lap on	MPH
1	55	F6	Leon JEACOCK	Yamaha 600		8	7:32.91		88.39	55.69	2 89.85
2	63	SS	Marc HUGHES	Yamaha 600		8	7:34.75	1.84	88.03	55.61	3 89.98
3	30	F6	Sean MOORE	Yamaha 600		8	7:34.91	2.00	88.00	55.59	6 90.02
4	46	SS	Ben ROBERTS	Yamaha 600		8	7:45.30	12.39	86.03	56.86	4 88.01
5	2	F6	Gaz EVANS	Kawasaki 600	PEP Racing	8	7:47.99	15.08	85.54	57.38	6 87.21
6	89	F6	Kevin ATKINS	Triumph 675	Paul Stock Interiors	8	7:48.15	15.24	85.51	57.09	4 87.65
7	37	F6	Ben PHILLIPS	Yamaha 600		8	7:48.34	15.43	85.48	56.89	4 87.96
8	114	SS	Craig McEWAN	Honda 600		8	7:55.10	22.19	84.26	57.83	4 86.53
9	56	F6	Roger SLATER	Yamaha 600		8	8:05.78	32.87	82.41	59.02	4 84.78
10	125	F6	Paul O'CONNOR	Honda 600	PEP Racing	8	8:08.72	35.81	81.91	59.55	4 84.03
11	73	F6	Keith TOWNSEND	Suzuki 600	Industrial Gas UK Ltd	8	8:08.73	35.82	81.91	59.29	6 84.40
12	90	F6	N Mark WOOD	Yamaha 600		8	8:18.52	45.61	80.30	59.66	2 83.88
13	12	F6	N Carl MORRIS	Kawasaki 600		8	8:20.35	47.44	80.01	59.99	8 83.41
14	5	F6	John DAVEY	Honda 600		8	8:25.29	52.38	79.23	1:01.77	8 81.01
15	13	SS	Dave CHARRETT	Triumph 675		8	8:25.32	52.41	79.22	1:01.65	2 81.17
16	24	PI	Matthew PEARCE	Kawasaki 600		8	8:25.99	53.08	79.12	1:00.97	8 82.07
17	20	F6	Nicholas WALKER	Suzuki 600		7	7:47.55	1 Lap	74.92	1:04.90	7 77.10

Not-Classified

38	F6	Steve ALLEN	Yamaha 600			7	7:14.65	DNF	80.59	1:00.30	2 82.99
----	----	-------------	------------	--	--	---	---------	-----	-------	---------	---------

Fastest Lap

30	F6	Sean MOORE	Yamaha 600							55.59	6 90.02
63	SS	Marc HUGHES	Yamaha 600							55.61	3 89.98
24	PI	Matthew PEARCE	Kawasaki 600							1:00.97	8 82.07

No. 90 - Time includes a 10 second jump start penalty

Start Time : 14:13

01 Nov 09 14:22

Clerk of Course :

Time Issued :

Chief Timekeeper : Anthony Smith

THESE RESULTS REMAIN PROVISIONAL FOR A MINIMUM OF 30 MINUTES FROM THE TIME OF ISSUE

HS Sports Timing and Results Systems - Results and Lap Times at www.hssports.co.uk

FORMULA 600

LAP TIMES - RACE 6

2	Gaz EVANS										
	Lap	1	2	3	4	5	6	7	8	9	10
	1	1:03.30	57.95	57.39	57.92	57.91	57.38	58.07	58.07		
5	John DAVEY										
	Lap	1	2	3	4	5	6	7	8	9	10
	1	1:09.42	1:02.27	1:03.13	1:01.89	1:01.92	1:02.55	1:02.34	1:01.77		
12	Carl MORRIS										
	Lap	1	2	3	4	5	6	7	8	9	10
	1	1:11.55	1:01.99	1:02.14	1:02.34	1:00.79	1:01.05	1:00.50	59.99		
13	Dave CHARRETT										
	Lap	1	2	3	4	5	6	7	8	9	10
	1	1:10.97	1:01.65	1:01.70	1:01.93	1:01.69	1:01.82	1:02.49	1:03.07		
20	Nicholas WALKER										
	Lap	1	2	3	4	5	6	7	8	9	10
	1	1:12.67	1:05.37	1:05.70	1:06.49	1:06.67	1:05.75	1:04.90			
24	Matthew PEARCE										
	Lap	1	2	3	4	5	6	7	8	9	10
	1	1:10.76	1:02.38	1:02.38	1:02.67	1:01.23	1:04.25	1:01.35	1:00.97		
30	Sean MOORE										
	Lap	1	2	3	4	5	6	7	8	9	10
	1	1:02.24	56.52	56.68	56.29	55.70	55.59	55.94	55.95		
37	Ben PHILLIPS										
	Lap	1	2	3	4	5	6	7	8	9	10
	1	1:06.40	57.41	57.55	56.89	57.53	57.52	57.66	57.38		
38	Steve ALLEN										
	Lap	1	2	3	4	5	6	7	8	9	10
	1	1:07.25	1:00.30	1:02.41	1:00.71	1:01.87	1:00.42	1:01.69			
46	Ben ROBERTS										
	Lap	1	2	3	4	5	6	7	8	9	10
	1	1:03.83	57.75	57.09	56.86	57.15	57.52	57.37	57.73		
55	Leon JEACOCK										
	Lap	1	2	3	4	5	6	7	8	9	10
	1	1:01.25	55.69	55.71	56.72	55.82	55.90	55.94	55.88		
56	Roger SLATER										
	Lap	1	2	3	4	5	6	7	8	9	10
	1	1:07.61	1:00.47	59.65	59.02	59.38	59.90	59.81	59.94		
63	Marc HUGHES										
	Lap	1	2	3	4	5	6	7	8	9	10
	1	1:01.15	56.24	55.61	56.20	56.58	55.63	57.10	56.24		

73	Keith TOWNSEND										
	Lap	1	2	3	4	5	6	7	8	9	10
	1	1:08.66	1:00.64	1:00.78	1:00.60	59.52	59.29	59.71	59.53		

89	Kevin ATKINS										
	Lap	1	2	3	4	5	6	7	8	9	10
	1	1:04.88	57.18	57.93	57.09	57.80	57.27	58.13	57.87		

90	Mark WOOD										
	Lap	1	2	3	4	5	6	7	8	9	10
	1	1:06.52	59.66	1:00.10	1:00.30	1:00.35	59.90	1:00.46	1:01.23		

114	Craig McEWAN										
	Lap	1	2	3	4	5	6	7	8	9	10
	1	1:05.51	58.99	58.37	57.83	58.04	58.75	58.66	58.95		

125	Paul O'CONNOR										
	Lap	1	2	3	4	5	6	7	8	9	10
	1	1:08.52	1:00.08	59.84	59.55	1:00.12	1:00.26	59.62	1:00.73		

Lap Chart

FORMULA 600 - RACE 6

Lap 1		Lap 2		Lap 3		Lap 4		Lap 5		Lap 6		Lap 7		Lap 8		Lap 9		Lap 10	
No	Time	No	Time	No	Time	No	Time	No	Time	No	Time	No	Time	No	Time	No	Time	No	Time
63	1:01.15	55	1:56.94	55	2:52.65	63	3:49.20	55	4:45.19	55	5:41.09	55	6:37.03	55	7:32.91				
55	1:01.25	63	1:57.39	63	2:53.00	55	3:49.37	63	4:45.78	63	5:41.41	63	6:38.51	63	7:34.75				
30	1:02.24	30	1:58.76	30	2:55.44	30	3:51.73	30	4:47.43	30	5:43.02	30	6:38.96	30	7:34.91				
2	1:03.30	2	2:01.25	2	2:58.64	46	3:55.53	46	4:52.68	46	5:50.20	20	6:42.65 *1	46	7:45.30				
46	1:03.83	46	2:01.58	46	2:58.67	2	3:56.56	2	4:54.47	2	5:51.85	46	6:47.57	20	7:47.55 *1				
89	1:04.88	89	2:02.06	89	2:59.99	89	3:57.08	89	4:54.88	89	5:52.15	2	6:49.92	2	7:47.99				
114	1:05.51	37	2:03.81	37	3:01.36	37	3:58.25	37	4:55.78	37	5:53.30	89	6:50.28	89	7:48.15				
37	1:06.40	114	2:04.50	114	3:02.87	114	4:00.70	114	4:58.74	114	5:57.49	37	6:50.96	37	7:48.34				
90	1:06.52	90	2:06.18	90	3:06.28	90	4:06.58	56	5:06.13	56	6:06.03	114	6:56.15	114	7:55.10				
38	1:07.25	38	2:07.55	56	3:07.73	56	4:06.75	90	5:06.93	90	6:06.83	56	7:05.84	56	8:05.78				
56	1:07.61	56	2:08.08	125	3:08.44	125	4:07.99	125	5:08.11	125	6:08.37	90	7:07.29	125	8:08.72				
125	1:08.52	125	2:08.60	38	3:09.96	38	4:10.67	73	5:10.20	73	6:09.49	125	7:07.99	73	8:08.73				
73	1:08.66	73	2:09.30	73	3:10.08	73	4:10.68	38	5:12.54	38	6:12.96	73	7:09.20	90	8:18.52				
5	1:09.42	5	2:11.69	13	3:14.32	13	4:16.25	13	5:17.94	13	6:19.76	38	7:14.65	12	8:20.35				
24	1:10.76	13	2:12.62	5	3:14.82	5	4:16.71	5	5:18.63	12	6:19.86	12	7:20.36	5	8:25.29				
13	1:10.97	24	2:13.14	24	3:15.52	12	4:18.02	12	5:18.81	5	6:21.18	13	7:22.25	13	8:25.32				
12	1:11.55	12	2:13.54	12	3:15.68	24	4:18.19	24	5:19.42	24	6:23.67	5	7:23.52	24	8:25.99				
20	1:12.67	20	2:18.04	20	3:23.74	20	4:30.23	20	5:36.90			24	7:25.02						

NEW ERA RACE RESULTS

Mallory Park - Sunday 1st November 2009

Autumn Trophy

FORMULA 600

RESULT - RACE 11

PI	No	Cl	Name	Machine	Entrant/Sponsor	Laps	Time	Behind	MPH	Best Lap on	MPH
1	30	F6	Sean MOORE	Yamaha 600		6	5:43.88		87.31	55.55	6 90.08
2	46	SS	Ben ROBERTS	Yamaha 600		6	5:46.71	2.83	86.60	56.49	4 88.58
3	55	F6	Leon JEACOCK	Yamaha 600		6	5:46.77	2.89	86.58	55.79	4 89.69
4	63	SS	Marc HUGHES	Yamaha 600		6	5:47.05	3.17	86.51	56.72	6 88.22
5	37	F6	Ben PHILLIPS	Yamaha 600		6	5:49.08	5.20	86.01	56.96	6 87.85
6	89	F6	Kevin ATKINS	Triumph 675	Paul Stock Interiors	6	5:52.56	8.68	85.16	57.19	2 87.50
7	114	SS	Craig McEWAN	Honda 600		6	6:04.51	20.63	82.37	58.88	6 84.99
8	38	F6	Steve ALLEN	Yamaha 600		6	6:09.68	25.80	81.22	1:00.34	4 82.93
9	56	F6	Roger SLATER	Yamaha 600		6	6:14.44	30.56	80.18	1:00.35	6 82.92
10	12	F6 N	Carl MORRIS	Kawasaki 600		6	6:15.38	31.50	79.98	1:00.44	5 82.79
11	90	F6 N	Mark WOOD	Yamaha 600		6	6:15.73	31.85	79.91	59.40	5 84.24
12	13	SS	Dave CHARRETT	Triumph 675		6	6:17.56	33.68	79.52	1:00.48	6 82.74
13	24	PI	Matthew PEARCE	Kawasaki 600		6	6:17.67	33.79	79.50	1:01.00	5 82.03
14	73	F6	Keith TOWNSEND	Suzuki 600	Industrial Gas UK Ltd	6	6:18.02	34.14	79.42	1:00.52	6 82.68
15	125	F6	Paul O'CONNOR	Honda 600	PEP Racing	6	6:20.60	36.72	78.89	59.99	2 83.41
16	5	F6	John DAVEY	Honda 600		6	6:22.33	38.45	78.53	1:01.59	2 81.25
17	20	F6	Nicholas WALKER	Suzuki 600		6	6:24.92	41.04	78.00	1:01.66	6 81.15

Disqualified

2 F6 Gaz EVANS PEP Racing Cause of Red Flag

Fastest Lap

30	F6	Sean MOORE	Yamaha 600						55.55	6	90.08
46	SS	Ben ROBERTS	Yamaha 600						56.49	4	88.58
24	PI	Matthew PEARCE	Kawasaki 600						1:01.00	5	82.03

RED FLAGGED RACE

Start Time : 15:33

01 Nov 09 15:41

Clerk of Course :

Time Issued :

Chief Timekeeper : Anthony Smith

THESE RESULTS REMAIN PROVISIONAL FOR A MINIMUM OF 30 MINUTES FROM THE TIME OF ISSUE

HS Sports Timing and Results Systems - Results and Lap Times at www.hssports.co.uk

FORMULA 600

LAP TIMES - RACE 11

2	Gaz EVANS										
	Lap	1	2	3	4	5	6	7	8	9	10
	1	1:03.88	57.47	56.76	56.94	56.79	56.81				
5	John DAVEY										
	Lap	1	2	3	4	5	6	7	8	9	10
	1	1:10.66	1:01.59	1:03.06	1:02.00	1:02.63	1:02.39				
12	Carl MORRIS										
	Lap	1	2	3	4	5	6	7	8	9	10
	1	1:10.35	1:01.57	1:01.38	1:01.07	1:00.44	1:00.57				
13	Dave CHARRETT										
	Lap	1	2	3	4	5	6	7	8	9	10
	1	1:11.07	1:02.23	1:01.40	1:01.47	1:00.91	1:00.48				
20	Nicholas WALKER										
	Lap	1	2	3	4	5	6	7	8	9	10
	1	1:11.89	1:02.07	1:02.63	1:04.38	1:02.29	1:01.66				
24	Matthew PEARCE										
	Lap	1	2	3	4	5	6	7	8	9	10
	1	1:08.19	1:02.59	1:02.41	1:02.41	1:01.00	1:01.07				
30	Sean MOORE										
	Lap	1	2	3	4	5	6	7	8	9	10
	1	1:03.53	56.91	55.94	56.10	55.85	55.55				
37	Ben PHILLIPS										
	Lap	1	2	3	4	5	6	7	8	9	10
	1	1:02.66	57.55	57.04	57.24	57.63	56.96				
38	Steve ALLEN										
	Lap	1	2	3	4	5	6	7	8	9	10
	1	1:05.50	1:00.69	1:01.21	1:00.34	1:00.81	1:01.13				
46	Ben ROBERTS										
	Lap	1	2	3	4	5	6	7	8	9	10
	1	1:01.65	57.52	56.75	56.49	57.77	56.53				
55	Leon JEACOCK										
	Lap	1	2	3	4	5	6	7	8	9	10
	1	1:03.09	57.77	56.65	55.79	57.24	56.23				
56	Roger SLATER										
	Lap	1	2	3	4	5	6	7	8	9	10
	1	1:08.97	1:02.10	1:01.42	1:00.80	1:00.80	1:00.35				
63	Marc HUGHES										
	Lap	1	2	3	4	5	6	7	8	9	10
	1	1:01.90	57.46	56.81	56.93	57.23	56.72				

73	Keith TOWNSEND										
	Lap	1	2	3	4	5	6	7	8	9	10
	1	1:09.11	1:02.02	1:02.34	1:02.90	1:01.13	1:00.52				

89	Kevin ATKINS										
	Lap	1	2	3	4	5	6	7	8	9	10
	1	1:04.77	57.19	57.38	57.94	57.86	57.42				

90	Mark WOOD										
	Lap	1	2	3	4	5	6	7	8	9	10
	1	1:11.60	1:01.46	1:01.14	1:01.05	59.40	1:01.08				

114	Craig McEWAN										
	Lap	1	2	3	4	5	6	7	8	9	10
	1	1:07.50	59.04	1:00.55	59.50	59.04	58.88				

125	Paul O'CONNOR										
	Lap	1	2	3	4	5	6	7	8	9	10
	1	1:17.44	59.99	1:00.54	1:00.44	1:01.64	1:00.55				

Lap Chart

FORMULA 600 - RACE 11

Lap 1		Lap 2		Lap 3		Lap 4		Lap 5		Lap 6		Lap 7		Lap 8		Lap 9		Lap 10	
No	Time	No	Time	No	Time	No	Time	No	Time	No	Time	No	Time	No	Time	No	Time	No	Time
46	1:01.65	46	1:59.17	46	2:55.92	46	3:52.41	30	4:48.33	30	5:43.88								
63	1:01.90	63	1:59.36	63	2:56.17	30	3:52.48	46	4:50.18	46	5:46.71								
37	1:02.66	37	2:00.21	30	2:56.38	63	3:53.10	63	4:50.33	55	5:46.77								
55	1:03.09	30	2:00.44	37	2:57.25	55	3:53.30	55	4:50.54	63	5:47.05								
30	1:03.53	55	2:00.86	55	2:57.51	37	3:54.49	2	4:51.84	2	5:48.65								
2	1:03.88	2	2:01.35	2	2:58.11	2	3:55.05	37	4:52.12	37	5:49.08								
89	1:04.77	89	2:01.96	89	2:59.34	89	3:57.28	89	4:55.14	89	5:52.56								
38	1:05.50	38	2:06.19	114	3:07.09	114	4:06.59	114	5:05.63	114	6:04.51								
114	1:07.50	114	2:06.54	38	3:07.40	38	4:07.74	38	5:08.55	38	6:09.68								
24	1:08.19	24	2:10.78	56	3:12.49	56	4:13.29	56	5:14.09	56	6:14.44								
56	1:08.97	56	2:11.07	24	3:13.19	12	4:14.37	90	5:14.65	12	6:15.38								
73	1:09.11	73	2:11.13	12	3:13.30	90	4:15.25	12	5:14.81	90	6:15.73								
12	1:10.35	12	2:11.92	73	3:13.47	24	4:15.60	24	5:16.60	13	6:17.56								
5	1:10.66	5	2:12.25	90	3:14.20	13	4:16.17	13	5:17.08	24	6:17.67								
13	1:11.07	90	2:13.06	13	3:14.70	73	4:16.37	73	5:17.50	73	6:18.02								
90	1:11.60	13	2:13.30	5	3:15.31	5	4:17.31	5	5:19.94	125	6:20.60								
20	1:11.89	20	2:13.96	20	3:16.59	125	4:18.41	125	5:20.05	5	6:22.33								
125	1:17.44	125	2:17.43	125	3:17.97	20	4:20.97	20	5:23.26	20	6:24.92								

NEW ERA RACE RESULTS

SIDECARS

RESULTS BY



HS Sports Ltd
Unit 5, Radnor Park Industrial Estate
Congleton, Cheshire CW12 4XN
Tel. +44 (0)1260 275708
Fax +44 (0)1260 278352
www.hssports.co.uk

NEW ERA RACE RESULTS

Mallory Park - Sunday 1st November 2009

Autumn Trophy

SIDECARS

TIMED PRACTICE

Pl	No	Cl	Name	Machine	Entrant/Sponsor	Laps	Time on Lap	Behind	MPH	
1	83	SC	LOCKEY/ BROWN	Ireson Honda 600		8	59.81	7	83.66	
2	99	SC	RAMSDEN/ McWHIR	Jacobs 600		9	1:00.97	4	01.16	82.07
3	45	SC	ATKINSON/ SLOUS	Suxuki LCR 600		6	1:02.32	3	02.51	80.30
4	64	SC	KING/ COLE	Ireson Honda 600		4	1:03.97	2	04.16	78.22
5	81	SC	DAYKIN/ DAYKIN	Ireson 600		8	1:03.98	8	04.17	78.21
6	27	SC	BANKS/ WAREHAM	Suzuki LCR 600		8	1:04.28	8	04.47	77.85
7	40	SC	ROBERTS ROBERTS	Kawasaki 600		6	1:05.38	5	05.57	76.54
8	8	SC	SETCHELL/ GORMAN	Kawasaki 600		8	1:06.94	7	07.13	74.75
9	130	SC	HANDCOCK/ HOLLAND	Shelbourne 600		2	1:09.62	2	09.81	71.88
10	30	SC	SAUNDERS/ WOOLCOT	Windle Yamaha 60		5	1:10.04	2	10.23	71.44
11	19	SC	POTTS/ LEWIS	Suzuki 600		5	1:12.20	4	12.39	69.31
12	2	SC	LAILOW/ CLEMENTS	Suzuki LCR 600		1	1:18.52	1	18.71	63.73
13	80	SC	COOKSON/ COOKSON	Honda 600		1	1:25.50	1	25.69	58.53

Start Time : 12:37

01 Nov 09 12:48

Clerk of Course :

Time Issued :

Chief Timekeeper : Anthony Smith

THESE RESULTS REMAIN PROVISIONAL FOR A MINIMUM OF 30 MINUTES FROM THE TIME OF ISSUE

HS Sports Timing and Results Systems - Results and Lap Times at www.hssports.co.uk


SIDECARS

LAP TIMES - TIMED PRACTICE

2	L Aidlow/ Clements										
	Lap	1	2	3	4	5	6	7	8	9	10
	1	1:18.52									
8	Setchell/ Gorman										
	Lap	1	2	3	4	5	6	7	8	9	10
	1	1:14.83	1:13.09	1:13.54	1:10.53	1:08.00	1:08.21	1:06.94	1:07.32		
19	Potts/ Lewis										
	Lap	1	2	3	4	5	6	7	8	9	10
	1	1:12.31	1:13.99	1:13.84	1:12.20	1:12.22					
27	Banks/ Wareham										
	Lap	1	2	3	4	5	6	7	8	9	10
	1	1:11.20	1:11.52	1:08.05	1:06.33	1:06.80	1:05.35	1:04.89	1:04.28		
30	Saunders/ Woolcot										
	Lap	1	2	3	4	5	6	7	8	9	10
	1	1:10.30	1:10.04	1:10.25	1:10.60	1:12.85					
40	Roberts Roberts										
	Lap	1	2	3	4	5	6	7	8	9	10
	1	1:12.21	1:06.55	1:06.42	1:05.57	1:05.38	1:06.08				
45	Atkinson/ Slous										
	Lap	1	2	3	4	5	6	7	8	9	10
	1	1:04.05	1:02.80	1:02.32	1:02.97	1:02.78	1:02.80				
64	King/ Cole										
	Lap	1	2	3	4	5	6	7	8	9	10
	1	1:07.03	1:03.97	1:04.54	1:04.08						
80	Cookson/ Cookson										
	Lap	1	2	3	4	5	6	7	8	9	10
	1	1:25.50									
81	Daykin/ Daykin										
	Lap	1	2	3	4	5	6	7	8	9	10
	1	1:09.91	1:12.13	1:07.80	1:06.24	1:05.31	1:04.22	1:04.13	1:03.98		
83	Lockey/ Brown										
	Lap	1	2	3	4	5	6	7	8	9	10
	1	1:08.58	1:05.02	1:02.52	1:03.01	1:00.32	1:00.18	59.81	59.82		
99	Ramsden/ McWhir										
	Lap	1	2	3	4	5	6	7	8	9	10
	1	1:06.12	1:04.07	1:02.22	1:00.97	1:01.28	1:02.03	1:03.56	1:02.69	1:02.17	
130	Handcock/ Holland										
	Lap	1	2	3	4	5	6	7	8	9	10
	1	1:11.25	1:09.62								



RACE GRID



SIDECARS

RACE 7 & RACE 12

ROW 8



ROW 7



ROW 6



ROW 5



ROW 4




ROW 3




ROW 2



ROW 1



POLE



NEW ERA RACE RESULTS

Mallory Park - Sunday 1st November 2009

Autumn Trophy

SIDECARS

RESULT - RACE 7

PI	No	Cl	Name	Machine	Entrant/Sponsor	Laps	Time	Behind	MPH	Best Lap on	MPH
1	45	SC	ATKINSON/ SLOUS	Suxuki LCR 600		8	7:57.45		83.85	58.29	3 85.85
2	83	SC	LOCKEY/ BROWN	Ireson Honda 600		8	7:58.15	0.70	83.72	58.46	3 85.60
3	99	SC	RAMSDEN/ McWHIR	Jacobs 600		8	8:10.66	13.21	81.59	59.08	5 84.70
4	64	SC	KING/ COLE	Ireson Honda 600		8	8:16.12	18.67	80.69	1:00.40	2 82.85
5	27	SC	BANKS/ WAREHAM	Suzuki LCR 600		8	8:17.40	19.95	80.48	1:00.20	3 83.12
6	40	SC	ROBERTS ROBERTS	Kawasaki 600		8	8:30.42	32.97	78.43	1:02.22	3 80.42
7	80	SC	COOKSON/ COOKSON	Honda 600		8	8:39.83	42.38	77.01	1:00.99	3 82.05
8	19	SC	POTTS/ LEWIS	Suzuki 600		8	8:57.03	59.58	74.54	1:05.07	3 76.90
9	30	SC	SAUNDERS/ WOOLCOT	Windle Yamaha 60		7	7:58.19	1 Lap	73.25	1:06.33	7 75.44
10	2	SC	LAIDLAW/ CLEMENTS	Suzuki LCR 600		7	8:13.61	1 Lap	70.96	1:07.34	7 74.31
Not-Classified											
	81	SC	DAYKIN/ DAYKIN	Ireson 600		6	6:15.39	DNF	79.98	59.96	6 83.46
	8	SC	SETCHELL/ GORMAN	Kawasaki 600		5	7:06.17	DNF	58.71	1:05.62	2 76.26
	130	SC	HANDCOCK/ HOLLAND	Shelbourne 600		4	4:15.82	DNF	78.24	1:01.84	4 80.92
Fastest Lap											
	45	SC	ATKINSON/ SLOUS	Suxuki LCR 600						58.29	3 85.85

Start Time : 14:30

01 Nov 09 14:38

Clerk of Course :

Time Issued :

Chief Timekeeper : Anthony Smith

THESE RESULTS REMAIN PROVISIONAL FOR A MINIMUM OF 30 MINUTES FROM THE TIME OF ISSUE

HS Sports Timing and Results Systems - Results and Lap Times at www.hssports.co.uk

SIDECARS

LAP TIMES - RACE 7

2	L Aidlow/ Clements										
	Lap	1	2	3	4	5	6	7	8	9	10
	1	1:20.68	1:12.15	1:07.81	1:08.17	1:09.33	1:08.13	1:07.34			
8	Setchell/ Gorman										
	Lap	1	2	3	4	5	6	7	8	9	10
	1	1:17.12	1:05.62	1:06.99	2:26.53	1:09.91					
19	Potts/ Lewis										
	Lap	1	2	3	4	5	6	7	8	9	10
	1	1:13.10	1:05.14	1:05.07	1:06.29	1:06.97	1:06.42	1:07.44	1:06.60		
27	Banks/ Wareham										
	Lap	1	2	3	4	5	6	7	8	9	10
	1	1:08.86	1:02.79	1:00.20	1:00.60	1:01.80	1:01.36	1:01.44	1:00.35		
30	Saunders/ Woolcot										
	Lap	1	2	3	4	5	6	7	8	9	10
	1	1:15.28	1:07.25	1:06.79	1:08.51	1:06.93	1:07.10	1:06.33			
40	Roberts Roberts										
	Lap	1	2	3	4	5	6	7	8	9	10
	1	1:09.70	1:03.17	1:02.22	1:02.35	1:03.98	1:02.99	1:03.22	1:02.79		
45	Atkinson/ Sloos										
	Lap	1	2	3	4	5	6	7	8	9	10
	1	1:03.48	58.71	58.29	58.49	1:00.78	58.57	59.69	59.44		
64	King/ Cole										
	Lap	1	2	3	4	5	6	7	8	9	10
	1	1:05.49	1:00.40	1:00.43	1:01.81	1:02.64	1:01.48	1:01.75	1:02.12		
80	Cookson/ Cookson										
	Lap	1	2	3	4	5	6	7	8	9	10
	1	1:29.43	1:02.47	1:00.99	1:02.01	1:01.38	1:01.31	1:01.03	1:01.21		
81	Daykin/ Daykin										
	Lap	1	2	3	4	5	6	7	8	9	10
	1	1:07.56	1:06.14	1:00.73	1:00.83	1:00.17	59.96				
83	Lockey/ Brown										
	Lap	1	2	3	4	5	6	7	8	9	10
	1	1:03.32	58.62	58.46	59.65	59.67	59.85	1:00.08	58.50		
99	Ramsden/ McWhir										
	Lap	1	2	3	4	5	6	7	8	9	10
	1	1:07.48	1:04.89	1:00.06	59.45	59.08	59.86	59.66	1:00.18		
130	Handcock/ Holland										
	Lap	1	2	3	4	5	6	7	8	9	10
	1	1:08.31	1:03.39	1:02.28	1:01.84						

Lap Chart

SIDECARS - RACE 7

Lap 1		Lap 2		Lap 3		Lap 4		Lap 5		Lap 6		Lap 7		Lap 8		Lap 9		Lap 10	
No	Time	No	Time	No	Time	No	Time	No	Time	No	Time	No	Time	No	Time	No	Time	No	Time
83	1:03.32	83	2:01.94	83	3:00.40	45	3:58.97	83	4:59.72	45	5:58.32	45	6:58.01	45	7:57.45				
45	1:03.48	45	2:02.19	45	3:00.48	83	4:00.05	45	4:59.75	83	5:59.57	83	6:59.65	83	7:58.15				
64	1:05.49	64	2:05.89	64	3:06.32	64	4:08.13	64	5:10.77	99	6:10.82	8	7:06.17 *2	30	7:58.19 *1				
99	1:07.48	27	2:11.65	27	3:11.85	99	4:11.88	99	5:10.96	64	6:12.25	2	7:06.27 *1	99	8:10.66				
81	1:07.56	130	2:11.70	99	3:12.43	27	4:12.45	27	5:14.25	81	6:15.39	99	7:10.48	2	8:13.61 *1				
130	1:08.31	99	2:12.37	130	3:13.98	81	4:15.26	81	5:15.43	27	6:15.61	64	7:14.00	64	8:16.12				
27	1:08.86	40	2:12.87	81	3:14.43	130	4:15.82	40	5:21.42	40	6:24.41	27	7:17.05	27	8:17.40				
40	1:09.70	81	2:13.70	40	3:15.09	40	4:17.44	80	5:36.28	80	6:37.59	40	7:27.63	40	8:30.42				
19	1:13.10	19	2:18.24	19	3:23.31	19	4:29.60	19	5:36.57	19	6:42.99	80	7:38.62	80	8:39.83				
30	1:15.28	30	2:22.53	30	3:29.32	80	4:34.90	30	5:44.76	30	6:51.86	19	7:50.43	19	8:57.03				
8	1:17.12	8	2:22.74	8	3:29.73	30	4:37.83	8	5:56.26 *1										
2	1:20.68	80	2:31.90	80	3:32.89	2	4:48.81	2	5:58.14										
80	1:29.43	2	2:32.83	2	3:40.64														

NEW ERA RACE RESULTS

Mallory Park - Sunday 1st November 2009

Autumn Trophy

SIDECARS

CLASS RESULT - RACE 12

PI	No	Cl	Name	Machine	Entrant/Sponsor	Laps	Time	MPH	Best Lap on	MPH
1	83	SC	LOCKEY/ BROWN	Ireson Honda 600		8	7:52.61	84.70	58.23	2 85.94
2	45	SC	ATKINSON/ SLOUS	Suxuki LCR 600		8	7:55.05	84.27	58.17	6 86.02
3	99	SC	RAMSDEN/ McWHIR	Jacobs 600		8	8:00.22	83.36	58.58	4 85.42
4	80	SC	COOKSON/ COOKSON	Honda 600		8	8:11.71	81.41	59.63	4 83.92
5	27	SC	BANKS/ WAREHAM	Suzuki LCR 600		8	8:12.51	81.28	1:00.21	3 83.11
6	64	SC	KING/ COLE	Ireson Honda 600		8	8:14.43	80.97	1:00.51	3 82.70
7	40	SC	ROBERTS ROBERTS	Kawasaki 600		8	8:32.02	78.18	1:02.45	4 80.13
8	2	SC	LAILOW/ CLEMENTS	Suzuki LCR 600		8	8:49.07	75.66	1:04.92	4 77.08
9	8	SC	SETCHELL/ GORMAN	Kawasaki 600		8	9:00.35	74.09	1:05.29	5 76.64
10	30	SC	SAUNDERS/ WOOLCOT	Windle Yamaha 60		7	7:52.73	74.10	1:05.80	4 76.05

Not-Classified

81	SC	DAYKIN/ DAYKIN	Ireson 600	4	4:09.93	DNF	80.09	59.22	4	84.50
19	SC	POTTS/ LEWIS	Suzuki 600	1	1:12.59	DNF	68.94		0	0.00

Fastest Lap

45	SC	ATKINSON/ SLOUS	Suxuki LCR 600					58.17	6	86.02
----	----	-----------------	----------------	--	--	--	--	-------	---	-------

Start Time : 16:01

Autumn Trophy

01 Nov 09 16:10

Clerk of Course :

Time Issued :

Chief Timekeeper : Anthony Smith

THESE RESULTS REMAIN PROVISIONAL FOR A MINIMUM OF 30 MINUTES FROM THE TIME OF ISSUE

HS Sports Timing and Results Systems - Results and Lap Times at www.hssports.co.uk

SIDECARS

LAP TIMES - RACE 12

2	L Aidlow/ Clements										
	Lap	1	2	3	4	5	6	7	8	9	10
	1	1:11.58	1:05.34	1:05.21	1:04.92	1:05.01	1:05.37	1:06.23	1:05.41		
8	Setchell/ Gorman										
	Lap	1	2	3	4	5	6	7	8	9	10
	1	1:13.70	1:06.15	1:05.45	1:05.58	1:05.29	1:06.22	1:08.44	1:09.52		
19	Potts/ Lewis										
	Lap	1	2	3	4	5	6	7	8	9	10
	1	1:12.59									
27	Banks/ Wareham										
	Lap	1	2	3	4	5	6	7	8	9	10
	1	1:06.45	1:01.19	1:00.21	1:00.84	1:01.08	1:01.11	1:00.69	1:00.94		
30	Saunders/ Woolcot										
	Lap	1	2	3	4	5	6	7	8	9	10
	1	1:14.27	1:07.14	1:05.89	1:05.80	1:07.30	1:06.30	1:06.03			
40	Roberts Roberts										
	Lap	1	2	3	4	5	6	7	8	9	10
	1	1:07.97	1:05.45	1:04.15	1:02.45	1:03.12	1:03.32	1:02.81	1:02.75		
45	Atkinson/ Sloos										
	Lap	1	2	3	4	5	6	7	8	9	10
	1	1:05.10	59.09	58.40	58.87	58.65	58.17	58.18	58.59		
64	King/ Cole										
	Lap	1	2	3	4	5	6	7	8	9	10
	1	1:06.37	1:01.96	1:00.51	1:00.83	1:00.66	1:01.87	1:01.36	1:00.87		
80	Cookson/ Cookson										
	Lap	1	2	3	4	5	6	7	8	9	10
	1	1:10.04	1:00.46	1:00.61	59.63	1:00.25	1:00.21	1:00.05	1:00.46		
81	Daykin/ Daykin										
	Lap	1	2	3	4	5	6	7	8	9	10
	1	1:08.56	1:00.81	1:01.34	59.22						
83	Lockey/ Brown										
	Lap	1	2	3	4	5	6	7	8	9	10
	1	1:03.62	58.23	58.31	58.55	58.38	58.53	58.58	58.41		
99	Ramsden/ McWhir										
	Lap	1	2	3	4	5	6	7	8	9	10
	1	1:07.25	59.28	58.84	58.58	58.99	58.68	58.80	59.80		

Lap Chart

SIDECARS - RACE 12

Lap 1		Lap 2		Lap 3		Lap 4		Lap 5		Lap 6		Lap 7		Lap 8		Lap 9		Lap 10	
No	Time	No	Time	No	Time	No	Time	No	Time	No	Time	No	Time	No	Time	No	Time	No	Time
83	1:03.62	83	2:01.85	83	3:00.16	83	3:58.71	83	4:57.09	83	5:55.62	83	6:54.20	83	7:52.61				
45	1:05.10	45	2:04.19	45	3:02.59	45	4:01.46	45	5:00.11	45	5:58.28	45	6:56.46	30	7:52.73	*1			
64	1:06.37	99	2:06.53	99	3:05.37	99	4:03.95	99	5:02.94	99	6:01.62	99	7:00.42	45	7:55.05				
27	1:06.45	27	2:07.64	27	3:07.85	27	4:08.69	27	5:09.77	27	6:10.88	80	7:11.25	99	8:00.22				
99	1:07.25	64	2:08.33	64	3:08.84	64	4:09.67	64	5:10.33	80	6:11.20	27	7:11.57	80	8:11.71				
40	1:07.97	81	2:09.37	81	3:10.71	81	4:09.93	80	5:10.99	64	6:12.20	64	7:13.56	27	8:12.51				
81	1:08.56	80	2:10.50	80	3:11.11	80	4:10.74	40	5:23.14	40	6:26.46	40	7:29.27	64	8:14.43				
80	1:10.04	40	2:13.42	40	3:17.57	40	4:20.02	2	5:32.06	2	6:37.43	2	7:43.66	40	8:32.02				
2	1:11.58	2	2:16.92	2	3:22.13	2	4:27.05	8	5:36.17	8	6:42.39	8	7:50.83	2	8:49.07				
19	1:12.59	8	2:19.85	8	3:25.30	8	4:30.88	30	5:40.40	30	6:46.70			8	9:00.35				
8	1:13.70	30	2:21.41	30	3:27.30	30	4:33.10												
30	1:14.27																		