

NEW ERA RACE RESULTS

CLUB CHAMPIONSHIPS

ROUND 9

MALLORY PARK

9th SEPTEMBER 2007

RESULTS BY



HS Sports Ltd
Unit 5, Radnor Park Industrial Estate
Congleton, Cheshire CW12 4XN
Tel. +44 (0)1260 275708
Fax +44 (0)1260 278352
www.hssports.co.uk

NEW ERA RACE RESULTS

SOUND OF THUNDER

RESULTS BY



HS Sports Ltd
Unit 5, Radnor Park Industrial Estate
Congleton, Cheshire CW12 4XN
Tel. +44 (0)1260 275708
Fax +44 (0)1260 278352
www.hssports.co.uk

NEW ERA RACE RESULTS

Club Championships - Round 9 Mallory Park - Sunday 9th September 2007

SOUND OF THUNDER

TIMED PRACTICE

Pl	No	Cl	Name	Machine	Entrant/Sponsor	Laps	Time on Lap	Behind	MPH
1	124	ST	Barry POLL	Honda 1000	Drag n Racing	7	57.73	4	86.68
2	99	ST N	Matthew WOOLRIDGE	Triumph 675		7	58.06	4	00.33 86.19
3	71	ST	Lee REVELEY	Ducati 1098	E2ERacing.com	8	58.07	8	00.34 86.17
4	104	ST	Peter DAVIES	Aprilia 1000		8	58.48	3	00.75 85.57
5	168	ST	Stewart BRADFORD	Suzuki 1000	SPA Engineering	8	58.65	6	00.92 85.32
6	28	ST	John COUGHLAN	Aprilia 1000	Bikersworld	7	58.93	5	01.20 84.91
7	14	ST	Chris SATCHWELL	Aprilia 1000		7	59.30	5	01.57 84.38
8	160	ST N	Andrew SHIM	Aprilia 1000		7	59.34	7	01.61 84.33
9	18	ST	David HOOD	Ducati 999		7	59.75	5	02.02 83.75
10	20	ST	Nino CATALDO	Aprilia 998	M Guy Developements	7	59.79	7	02.06 83.69
11	42	ST	Andrew MCCOMBE	Suzuki 800	Tindle Newspapers	6	1:01.81	6	04.08 80.96
12	90	ST	Laine MARTIN	Harris/Rotax 636	Aztech Computer Recruitment	5	1:02.74	5	05.01 79.76
13	31	ST	Mick HAMMONDS	Spondon 570	Tuff Trailers	6	1:03.01	5	05.28 79.42
14	165	ST	John SIMPSON	Honda 500	J&M Distribution	7	1:03.17	7	05.44 79.21
15	11	ST	Richard FOGG	Tigcraft 426	RF Joinery	5	1:03.86	5	06.13 78.36
16	48	ST N	Raymond JANES	Aprilia 998		6	1:04.04	6	06.31 78.14
17	22	ST N	Andrew DAWSON	Triumph 955		7	1:04.50	7	06.77 77.58
18	4	ST	Basil BANNAYI	Honda 1000		6	1:04.73	4	07.00 77.31
19	142	ST	Peter PELLATT	Triumph 955	PJP Consulting	7	1:05.32	7	07.59 76.61
20	7	ST	Charlie FAZACKERLEY	Honda 450	Rock and Road M/cs	3	1:06.07	3	08.34 75.74
21	122	ST	Simon BIRD	Yamaha 620		5	1:15.05	4	17.32 66.68

Start Time : 09:32

09 Sep 07 09:45

Clerk of Course :

Time Issued :

Chief Timekeeper : Anthony Smith

THESE RESULTS REMAIN PROVISIONAL FOR A MINIMUM OF 30 MINUTES FROM THE TIME OF ISSUE

HS Sports Timing and Results Systems - Results and Lap Times at www.hssports.co.uk

SOUND OF THUNDER

LAP TIMES - TIMED PRACTICE

4	Basil BANNAYI										
	Lap	1	2	3	4	5	6	7	8	9	10
	1	1:07.08	1:05.59	1:05.17	1:04.73	1:05.25	1:05.22				
7	Charlie FAZACKERLEY										
	Lap	1	2	3	4	5	6	7	8	9	10
	1	1:11.52	1:08.75	1:06.07							
11	Richard FOGG										
	Lap	1	2	3	4	5	6	7	8	9	10
	1	1:08.37	1:07.59	1:06.42	1:07.43	1:03.86					
14	Chris SATCHWELL										
	Lap	1	2	3	4	5	6	7	8	9	10
	1	1:08.95	1:05.52	1:00.93	59.52	59.30	59.70	59.63			
18	David HOOD										
	Lap	1	2	3	4	5	6	7	8	9	10
	1	1:02.79	1:01.58	1:00.17	1:00.10	59.75	59.75	1:01.12			
20	Nino CATALDO										
	Lap	1	2	3	4	5	6	7	8	9	10
	1	1:07.01	1:03.02	1:01.15	1:00.57	1:00.42	1:01.03	59.79			
22	Andrew DAWSON										
	Lap	1	2	3	4	5	6	7	8	9	10
	1	1:09.80	1:08.28	1:08.12	1:07.52	1:05.44	1:05.24	1:04.50			
28	John COUGHLAN										
	Lap	1	2	3	4	5	6	7	8	9	10
	1	1:04.80	1:00.67	59.88	59.13	58.93	59.48	1:01.94			
31	Mick HAMMONDS										
	Lap	1	2	3	4	5	6	7	8	9	10
	1	1:06.98	1:05.10	1:05.34	1:03.49	1:03.01	1:03.88				
42	Andrew MCCOMBE										
	Lap	1	2	3	4	5	6	7	8	9	10
	1	1:05.12	1:03.34	1:03.13	1:03.63	1:02.70	1:01.81				
48	Raymond JANES										
	Lap	1	2	3	4	5	6	7	8	9	10
	1	1:07.49	1:05.59	1:05.04	1:04.20	1:04.12	1:04.04				
71	Lee REVELEY										
	Lap	1	2	3	4	5	6	7	8	9	10
	1	1:01.19	59.84	58.69	59.35	58.52	59.18	58.41	58.07		
90	Laine MARTIN										
	Lap	1	2	3	4	5	6	7	8	9	10
	1	1:10.23	1:06.09	1:03.55	1:03.96	1:02.74					

99	Matthew WOOLRIDGE									
Lap	1	2	3	4	5	6	7	8	9	10
1	1:03.19	59.76	59.05	58.06	59.12	58.89	58.64			
104	Peter DAVIES									
Lap	1	2	3	4	5	6	7	8	9	10
1	1:00.95	1:00.92	58.48	58.92	58.60	59.59	59.37	59.04		
122	Simon BIRD									
Lap	1	2	3	4	5	6	7	8	9	10
1	1:21.52	1:15.97	1:16.37	1:15.05	1:15.89					
124	Barry POLL									
Lap	1	2	3	4	5	6	7	8	9	10
1	1:03.59	1:00.00	58.43	57.73	58.30	58.76	1:00.01			
142	Peter PELLATT									
Lap	1	2	3	4	5	6	7	8	9	10
1	1:10.53	1:06.10	1:05.88	1:05.71	1:06.85	1:05.59	1:05.32			
160	Andrew SHIM									
Lap	1	2	3	4	5	6	7	8	9	10
1	1:08.01	1:04.66	1:00.38	1:00.47	1:00.44	59.59	59.34			
165	John SIMPSON									
Lap	1	2	3	4	5	6	7	8	9	10
1	1:07.81	1:05.54	1:04.72	1:04.53	1:03.56	1:03.53	1:03.17			
168	Stewart BRADFORD									
Lap	1	2	3	4	5	6	7	8	9	10
1	1:03.12	1:01.78	59.69	1:00.06	59.13	58.65	59.14	1:02.07		

NEW ERA RACE GRID

SOUND OF THUNDER

RACE 1 & RACE 8

ROW 6	24	23	22	122 01:15.050 BIRD
ROW 5	7 01:06.070 FAZACKERLEY	142 01:05.320 PELLATT	4 01:04.730 BANNAYI	22 01:04.500 DAWSON
ROW 4	48 01:04.040 JANES	11 01:03.860 FOGG	165 01:03.170 SIMPSON	31 01:03.010 HAMMONDS
ROW 3	90 01:02.740 MARTIN	42 01:01.810 MCCOMBE	20 00:59.790 CATALDO	18 00:59.750 HOOD
ROW 2	160 00:59.340 SHIM	14 00:59.300 SATCHWELL	28 00:58.930 COUGHLAN	168 00:58.650 BRADFORD
ROW 1	104 00:58.480 DAVIES	71 00:58.070 REVELEY	99 00:58.060 WOOLRIDGE	124 00:57.730 POLL
				POLE

NEW ERA RACE RESULTS

Club Championships - Round 9 Mallory Park - Sunday 9th September 2007

SOUND OF THUNDER

RESULT - RACE 1

PI	No	Cl	Name	Machine	Entrant/Sponsor	Laps	Time	Behind	MPH	Best Lap on	MPH
1	124	ST	Barry POLL	Honda 1000	Drag n Racing	10	9:33.49		87.26	56.33	4 88.83
2	71	ST	Lee REVELEY	Ducati 1098	E2ERacing.com	10	9:39.35	5.86	86.37	57.15	10 87.56
3	99	ST N	Matthew WOOLRIDGE	Triumph 675		10	9:39.80	6.31	86.31	56.65	4 88.33
4	104	ST	Peter DAVIES	Aprilia 1000		10	9:51.57	18.08	84.59	57.65	4 86.80
5	14	ST	Chris SATCHWELL	Aprilia 1000		10	9:53.67	20.18	84.29	58.19	7 85.99
6	168	ST	Stewart BRADFORD	Suzuki 1000	SPA Engineering	10	9:54.57	21.08	84.16	58.12	5 86.10
7	20	ST	Nino CATALDO	Aprilia 998	M Guy Developements	10	10:01.36	27.87	83.21	58.58	6 85.42
8	18	ST	David HOOD	Ducati 999		10	10:01.45	27.96	83.20	58.44	10 85.63
9	90	ST	Laine MARTIN	Harris/Rotax 636	Aztech Computer Recruit	10	10:10.13	36.64	82.02	59.50	9 84.10
10	17	ST	Brett PRICE	Harris 686		10	10:10.66	37.17	81.94	59.74	3 83.76
11	142	ST	Peter PELLATT	Triumph 955	PJP Consulting	10	10:35.49	1:02.00	78.74	1:01.66	9 81.15
12	165	ST	John SIMPSON	Honda 500	J&M Distribution	9	9:39.30	1 Lap	77.74	1:02.68	6 79.83
13	7	ST	Charlie FAZACKERLEY	Honda 450	Rock and Road M/cs	9	9:43.84	1 Lap	77.14	1:02.82	6 79.66
14	48	ST N	Raymond JANES	Aprilia 998		9	9:44.75	1 Lap	77.02	1:03.69	4 78.57
15	22	ST N	Andrew DAWSON	Triumph 955		9	9:52.94	1 Lap	75.95	1:04.28	6 77.85
16	4	ST	Basil BANNAYI	Honda 1000		9	9:53.75	1 Lap	75.85	1:03.81	7 78.42
17	122	ST	Simon BIRD	Yamaha 620		8	9:55.59	2 Laps	67.21	1:12.40	8 69.12

Not-Classified

28	ST		John COUGHLAN	Aprilia 1000	Bikersworld	1	1:04.66	DNF	77.39		0 0.00
160	ST N		Andrew SHIM	Aprilia 1000		0		Starter			

Fastest Lap

124	ST		Barry POLL	Honda 1000	Drag n Racing					56.33	4 88.83
-----	----	--	------------	------------	---------------	--	--	--	--	-------	---------

Start Time : 11:46

09 Sep 07 11:56

Clerk of Course :

Time Issued :

Chief Timekeeper : Anthony Smith

THESE RESULTS REMAIN PROVISIONAL FOR A MINIMUM OF 30 MINUTES FROM THE TIME OF ISSUE

HS Sports Timing and Results Systems - Results and Lap Times at www.hssports.co.uk

SOUND OF THUNDER

LAP TIMES - RACE 1

4	Basil BANNAYI										
	Lap	1	2	3	4	5	6	7	8	9	10
	1	1:12.46	1:05.85	1:05.93	1:05.40	1:05.11	1:04.53	1:03.81	1:04.90	1:05.76	
7	Charlie FAZACKERLEY										
	Lap	1	2	3	4	5	6	7	8	9	10
	1	1:11.89	1:06.31	1:05.45	1:03.67	1:02.97	1:02.82	1:03.45	1:04.35	1:02.93	
14	Chris SATCHWELL										
	Lap	1	2	3	4	5	6	7	8	9	10
	1	1:05.74	59.24	58.28	58.40	58.47	59.41	58.19	58.29	58.54	59.11
17	Brett PRICE										
	Lap	1	2	3	4	5	6	7	8	9	10
	1	1:08.77	1:00.59	59.74	59.90	59.98	1:00.47	1:00.42	1:00.34	1:00.45	1:00.00
18	David HOOD										
	Lap	1	2	3	4	5	6	7	8	9	10
	1	1:05.54	1:00.58	1:00.81	1:00.01	59.63	59.85	59.11	58.59	58.89	58.44
20	Nino CATALDO										
	Lap	1	2	3	4	5	6	7	8	9	10
	1	1:08.43	1:00.48	59.61	59.52	59.08	58.58	58.93	59.02	58.60	59.11
22	Andrew DAWSON										
	Lap	1	2	3	4	5	6	7	8	9	10
	1	1:11.03	1:06.83	1:06.21	1:05.29	1:04.71	1:04.28	1:04.37	1:04.62	1:05.60	
28	John COUGHLAN										
	Lap	1	2	3	4	5	6	7	8	9	10
	1	1:04.66									
48	Raymond JANES										
	Lap	1	2	3	4	5	6	7	8	9	10
	1	1:11.49	1:04.89	1:04.09	1:03.69	1:03.85	1:04.02	1:04.26	1:04.08	1:04.38	
71	Lee REVELEY										
	Lap	1	2	3	4	5	6	7	8	9	10
	1	1:02.26	57.60	57.37	57.28	58.23	57.33	57.33	57.62	57.18	57.15
90	Laine MARTIN										
	Lap	1	2	3	4	5	6	7	8	9	10
	1	1:07.94	1:00.23	1:00.37	1:01.17	59.77	1:00.85	1:00.42	59.81	59.50	1:00.07
99	Matthew WOOLRIDGE										
	Lap	1	2	3	4	5	6	7	8	9	10
	1	1:03.40	57.34	57.41	56.65	57.53	57.27	57.53	57.82	57.67	57.18
104	Peter DAVIES										
	Lap	1	2	3	4	5	6	7	8	9	10
	1	1:02.85	58.02	57.86	57.65	1:00.08	58.77	58.68	58.65	58.98	1:00.03

122 Simon BIRD

Lap	1	2	3	4	5	6	7	8	9	10
1	1:20.65	1:15.96	1:13.39	1:12.76	1:13.68	1:13.93	1:12.82	1:12.40		

124 Barry POLL

Lap	1	2	3	4	5	6	7	8	9	10
1	1:02.01	57.20	57.01	56.33	56.68	56.39	56.43	56.84	57.18	57.42

142 Peter PELLATT

Lap	1	2	3	4	5	6	7	8	9	10
1	1:09.77	1:03.50	1:03.84	1:03.23	1:03.12	1:02.29	1:03.77	1:02.31	1:01.66	1:02.00

165 John SIMPSON

Lap	1	2	3	4	5	6	7	8	9	10
1	1:10.48	1:03.69	1:03.54	1:03.39	1:03.43	1:02.68	1:04.59	1:04.13	1:03.37	

168 Stewart BRADFORD

Lap	1	2	3	4	5	6	7	8	9	10
1	1:05.19	1:01.07	58.79	58.20	58.12	58.58	58.82	58.48	58.67	58.65

Lap Chart

SOUND OF THUNDER - RACE 1

Lap 1		Lap 2		Lap 3		Lap 4		Lap 5		Lap 6		Lap 7		Lap 8		Lap 9		Lap 10	
No	Time	No	Time	No	Time	No	Time	No	Time	No	Time	No	Time	No	Time	No	Time	No	Time
124	1:02.01	124	1:59.21	124	2:56.22	124	3:52.55	124	4:49.23	124	5:45.62	124	6:42.05	124	7:38.89	124	8:36.07	124	9:33.49
71	1:02.26	71	1:59.86	71	2:57.23	71	3:54.51	99	4:52.33	99	5:49.60	99	6:47.13	22	7:42.72 *1	48	8:40.37 *1	165	9:39.30 *1
104	1:02.85	99	2:00.74	99	2:58.15	99	3:54.80	71	4:52.74	71	5:50.07	71	6:47.40	4	7:43.09 *1	7	8:40.91 *1	71	9:39.35
99	1:03.40	104	2:00.87	104	2:58.73	104	3:56.38	104	4:56.46	104	5:55.23	104	6:53.91	99	7:44.95	71	8:42.20	99	9:39.80
28	1:04.66	14	2:04.98	14	3:03.26	14	4:01.66	14	5:00.13	14	5:59.54	14	6:57.73	71	7:45.02	99	8:42.62	7	9:43.84 *1
168	1:05.19	18	2:06.12	168	3:05.05	168	4:03.25	168	5:01.37	168	5:59.95	168	6:58.77	104	7:52.56	122	8:43.19 *2	48	9:44.75 *1
18	1:05.54	168	2:06.26	18	3:06.93	18	4:06.94	122	5:02.76 *1	20	6:05.70	20	7:04.63	14	7:56.02	22	8:47.34 *1	104	9:51.57
14	1:05.74	90	2:08.17	20	3:08.52	20	4:08.04	18	5:06.57	18	6:06.42	18	7:05.53	168	7:57.25	4	8:47.99 *1	22	9:52.94 *1
90	1:07.94	20	2:08.91	90	3:08.54	17	4:09.00	20	5:07.12	17	6:09.45	17	7:09.87	20	8:03.65	104	8:51.54	14	9:53.67
20	1:08.43	17	2:09.36	17	3:09.10	90	4:09.71	17	5:08.98	90	6:10.33	90	7:10.75	18	8:04.12	14	8:54.56	4	9:53.75 *1
17	1:08.77	142	2:13.27	142	3:17.11	142	4:20.34	90	5:09.48	122	6:16.44 *1	142	7:29.52	17	8:10.21	168	8:55.92	168	9:54.57
142	1:09.77	165	2:14.17	165	3:17.71	165	4:21.10	142	5:23.46	142	6:25.75	122	7:30.37 *1	90	8:10.56	20	9:02.25	122	9:55.59 *2
165	1:10.48	48	2:16.38	48	3:20.47	48	4:24.16	165	5:24.53	165	6:27.21	165	7:31.80	142	8:31.83	18	9:03.01	20	10:01.36
22	1:11.03	22	2:17.86	7	3:23.65	7	4:27.32	48	5:28.01	48	6:32.03	48	7:36.29	165	8:35.93	90	9:10.06	18	10:01.45
48	1:11.49	7	2:18.20	22	3:24.07	22	4:29.36	7	5:30.29	7	6:33.11	7	7:36.56			17	9:10.66	90	10:10.13
7	1:11.89	4	2:18.31	4	3:24.24	4	4:29.64	22	5:34.07	22	6:38.35					142	9:33.49	17	10:10.66
4	1:12.46	122	2:36.61	122	3:50.00			4	5:34.75	4	6:39.28							142	10:35.49
122	1:20.65																		

NEW ERA RACE RESULTS

Club Championships - Round 9 Mallory Park - Sunday 9th September 2007

SOUND OF THUNDER

RESULT - RACE 8

PI	No	Cl	Name	Machine	Entrant/Sponsor	Laps	Time	Behind	MPH	Best Lap on	MPH
1	124	ST	Barry POLL	Honda 1000	Drag n Racing	10	9:31.94		87.49	56.18	5 89.07
2	71	ST	Lee REVELEY	Ducati 1098	E2ERacing.com	10	9:35.01	3.07	87.02	56.60	6 88.41
3	99	ST N	Matthew WOOLRIDGE	Triumph 675		10	9:40.44	8.50	86.21	56.81	5 88.08
4	104	ST	Peter DAVIES	Aprilia 1000		10	9:53.77	21.83	84.28	57.94	3 86.37
5	14	ST	Chris SATCHWELL	Aprilia 1000		10	9:55.76	23.82	83.99	58.54	8 85.48
6	168	ST	Stewart BRADFORD	Suzuki 1000	SPA Engineering	10	9:56.71	24.77	83.86	58.66	9 85.31
7	20	ST	Nino CATALDO	Aprilia 998	M Guy Developements	10	9:57.71	25.77	83.72	58.44	9 85.63
8	17	ST	Brett PRICE	Harris 686		10	10:23.22	51.28	80.29	1:01.23	2 81.72
9	142	ST	Peter PELLATT	Triumph 955	PJP Consulting	9	9:33.51	1 Lap	78.53	1:02.22	8 80.42
10	165	ST	John SIMPSON	Honda 500	J&M Distribution	9	9:34.41	1 Lap	78.40	1:02.56	3 79.99
11	48	ST N	Raymond JANES	Aprilia 998		9	9:45.53	1 Lap	76.91	1:03.32	2 79.03
12	4	ST	Basil BANNAYI	Honda 1000		9	9:53.63	1 Lap	75.87	1:04.47	2 77.62
13	22	ST N	Andrew DAWSON	Triumph 955		9	10:00.11	1 Lap	75.05	1:05.38	6 76.54
Not-Classified											
28	ST		John COUGHLAN	Aprilia 1000	Bikersworld	2	2:01.77	DNF	82.19	57.67	2 86.77
122	ST		Simon BIRD	Yamaha 620		2	2:35.34	DNF	64.43	1:14.36	2 67.29
18	ST		David HOOD	Ducati 999		0		Starter			
Fastest Lap											
124	ST		Barry POLL	Honda 1000	Drag n Racing					56.18	5 89.07

Start Time : 15:22

09 Sep 07 15:32

Clerk of Course :

Time Issued :

Chief Timekeeper : Anthony Smith

THESE RESULTS REMAIN PROVISIONAL FOR A MINIMUM OF 30 MINUTES FROM THE TIME OF ISSUE

HS Sports Timing and Results Systems - Results and Lap Times at www.hssports.co.uk

SOUND OF THUNDER

LAP TIMES - RACE 8

4 Basil BANNAYI

Lap	1	2	3	4	5	6	7	8	9	10
1	1:11.96	1:04.47	1:06.12	1:05.97	1:05.65	1:04.64	1:05.25	1:04.85	1:04.72	

14 Chris SATCHWELL

Lap	1	2	3	4	5	6	7	8	9	10
1	1:04.88	58.74	59.05	59.30	59.27	58.87	59.66	58.54	58.73	58.72

17 Brett PRICE

Lap	1	2	3	4	5	6	7	8	9	10
1	1:07.95	1:01.23	1:01.87	1:01.29	1:01.94	1:01.76	1:01.97	1:01.67	1:02.07	1:01.47

20 Nino CATALDO

Lap	1	2	3	4	5	6	7	8	9	10
1	1:05.64	59.08	59.52	59.57	59.45	59.49	58.55	58.75	58.44	59.22

22 Andrew DAWSON

Lap	1	2	3	4	5	6	7	8	9	10
1	1:13.02	1:05.63	1:06.61	1:06.68	1:05.78	1:05.38	1:05.92	1:05.55	1:05.54	

28 John COUGHLAN

Lap	1	2	3	4	5	6	7	8	9	10
1	1:04.10	57.67								

48 Raymond JANES

Lap	1	2	3	4	5	6	7	8	9	10
1	1:09.55	1:03.32	1:04.57	1:04.40	1:04.44	1:04.87	1:04.84	1:04.83	1:04.71	

71 Lee REVELEY

Lap	1	2	3	4	5	6	7	8	9	10
1	1:02.39	56.87	56.77	57.10	56.81	56.60	56.98	57.38	56.82	57.29

99 Matthew WOOLRIDGE

Lap	1	2	3	4	5	6	7	8	9	10
1	1:02.20	57.52	56.94	57.00	56.81	57.38	57.67	58.49	57.78	58.65

104 Peter DAVIES

Lap	1	2	3	4	5	6	7	8	9	10
1	1:02.72	58.24	57.94	58.99	58.76	59.05	58.81	59.17	59.70	1:00.39

122 Simon BIRD

Lap	1	2	3	4	5	6	7	8	9	10
1	1:20.98	1:14.36								

124 Barry POLL

Lap	1	2	3	4	5	6	7	8	9	10
1	1:01.65	56.66	56.22	56.58	56.18	56.42	56.48	56.49	56.71	58.55

142 Peter PELLATT

Lap	1	2	3	4	5	6	7	8	9	10
1	1:09.06	1:03.22	1:03.40	1:03.52	1:03.04	1:03.40	1:02.95	1:02.22	1:02.70	

165 John SIMPSON

Lap	1	2	3	4	5	6	7	8	9	10
1	1:06.81	1:02.98	1:02.56	1:03.21	1:03.38	1:02.56	1:04.88	1:03.34	1:04.69	

168 Stewart BRADFORD

Lap	1	2	3	4	5	6	7	8	9	10
1	1:04.38	58.90	59.75	59.25	58.93	59.56	59.22	58.91	58.66	59.15

Lap Chart

SOUND OF THUNDER - RACE 8

Lap 1		Lap 2		Lap 3		Lap 4		Lap 5		Lap 6		Lap 7		Lap 8		Lap 9		Lap 10	
No	Time	No	Time	No	Time	No	Time	No	Time	No	Time	No	Time	No	Time	No	Time	No	Time
124	1:01.65	124	1:58.31	124	2:54.53	124	3:51.11	124	4:47.29	124	5:43.71	124	6:40.19	124	7:36.68	124	8:33.39	124	9:31.94
99	1:02.20	71	1:59.26	71	2:56.03	71	3:53.13	71	4:49.94	71	5:46.54	22	6:43.10 *1	71	7:40.90	71	8:37.72	142	9:33.51 *1
71	1:02.39	99	1:59.72	99	2:56.66	99	3:53.66	99	4:50.47	99	5:47.85	71	6:43.52	99	7:44.01	48	8:40.82 *1	165	9:34.41 *1
104	1:02.72	104	2:00.96	104	2:58.90	104	3:57.89	104	4:56.65	104	5:55.70	99	6:45.52	4	7:44.06 *1	99	8:41.79	71	9:35.01
28	1:04.10	28	2:01.77	14	3:02.67	14	4:01.97	168	5:01.21	14	6:00.11	104	6:54.51	22	7:49.02 *1	4	8:48.91 *1	99	9:40.44
168	1:04.38	168	2:03.28	168	3:03.03	168	4:02.28	14	5:01.24	168	6:00.77	14	6:59.77	104	7:53.68	104	8:53.38	48	9:45.53 *1
14	1:04.88	14	2:03.62	20	3:04.24	20	4:03.81	20	5:03.26	20	6:02.75	168	6:59.99	14	7:58.31	22	8:54.57 *1	4	9:53.63 *1
20	1:05.64	20	2:04.72	17	3:11.05	17	4:12.34	17	5:14.28	17	6:16.04	20	7:01.30	168	7:58.90	14	8:57.04	104	9:53.77
165	1:06.81	17	2:09.18	165	3:12.35	165	4:15.56	165	5:18.94	165	6:21.50	17	7:18.01	20	8:00.05	168	8:57.56	14	9:55.76
17	1:07.95	165	2:09.79	142	3:15.68	142	4:19.20	142	5:22.24	142	6:25.64	165	7:26.38	17	8:19.68	20	8:58.49	168	9:56.71
142	1:09.06	142	2:12.28	48	3:17.44	48	4:21.84	48	5:26.28	48	6:31.15	142	7:28.59	165	8:29.72	17	9:21.75	20	9:57.71
48	1:09.55	48	2:12.87	4	3:22.55	4	4:28.52	4	5:34.17	4	6:38.81	48	7:35.99	142	8:30.81			22	10:00.11 *1
4	1:11.96	4	2:16.43	22	3:25.26	22	4:31.94	22	5:37.72									17	10:23.22
22	1:13.02	22	2:18.65																
122	1:20.98	122	2:35.34																

NEW ERA RACE RESULTS

HONDA CB500s

&

125cc GRAND PRIX

RESULTS BY



HS Sports Ltd
Unit 5, Radnor Park Industrial Estate
Congleton, Cheshire CW12 4XN
Tel. +44 (0)1260 275708
Fax +44 (0)1260 278352
www.hssports.co.uk

NEW ERA RACE RESULTS

Club Championships - Round 9 Mallory Park - Sunday 9th September 2007

125cc GRAND PRIX & HONDA CB500s

TIMED PRACTICE

Pl	No	Cl	Name	Machine	Entrant/Sponsor	Laps	Time on Lap	Behind	MPH	
1	6	125	Jamie MOSSEY	Honda 125	Mr Jones	8	58.02	8	86.25	
2	5	125	John LEE	Honda 125	PG Lee Plumbing	8	58.33	3	00.31	85.79
3	81	125 N	Toby GLENN	Honda 125	TECII Racing	8	58.69	3	00.67	85.26
4	22	125	Philip ATKINSON	Honda 125	Gary Atkinson	8	59.13	8	01.11	84.63
5	16	125	Shaun HORSMAN	Honda 125		7	59.40	6	01.38	84.24
6	38	125	Josh EVERSFIELD	Honda 125		8	1:00.98	5	02.96	82.06
7	52	CB	Ryan TYERS	Honda 500	TK Racing	7	1:01.26	4	03.24	81.68
8	165	CB	John SIMPSON	Honda 500	J&M Distribution	8	1:01.49	4	03.47	81.38
9	26	125	Terry WALES	Honda 125		7	1:01.60	7	03.58	81.23
10	94	125	Sam HORNSEY	Honda 125		7	1:02.05	6	04.03	80.64
11	34	125 N	Arnie SHELTON	Honda 125	Dick Aiken	7	1:02.61	7	04.59	79.92
12	45	CB	Darran FAULKNER	Honda 500		7	1:03.12	7	05.10	79.28
13	54	CB	Tom YOUNG	Honda 500	AS Racing	7	1:03.80	5	05.78	78.43
14	4	125	John CRESSWELL	Honda 125		7	1:03.99	6	05.97	78.20
15	38	CB	Paul HOLLOWAY	Honda 500	Totton Motor Factors	7	1:04.99	7	06.97	77.00
16	53	125 N	Corey LEWIS	Aprilia F125	Dave Bushby Plant Hire	7	1:05.33	6	07.31	76.60
17	6	CB	Jonathan MOLD	Honda 500	Arena Group Racing	7	1:05.59	7	07.57	76.29
18	48	CB	Rob MILES	Honda 500	The Bike Shop	7	1:05.84	6	07.82	76.00
19	111	CB	William HULL	Honda 500	John Hull Racing	7	1:06.41	4	08.39	75.35
20	76	CB	Robert CHISHOLM	Honda 500		7	1:06.93	6	08.91	74.76
21	2	125	Philip STILES	Honda 125		7	1:07.08	2	09.06	74.60
22	28	125	Ben BROADWAY	Aprilia 125		7	1:07.62	6	09.60	74.00
23	69	CB	Peter MARSHALL	Honda 500	Elite & Performance Jags	6	1:08.47	6	10.45	73.08
24	49	CL	Jason LAMB	Honda 350		6	1:08.74	6	10.72	72.80
25	3	125 N	Joe MOORE	Aprilia F125	Dave Goodybag/Mark&Mandy	7	1:09.08	4	11.06	72.44
26	60	CB	John MARSHALL	Honda 500	Elite & Performance Jags	6	1:09.08	5	11.06	72.44
27	20	125 N	Michael STRAW	Honda 125	D&S Storage Ltd	6	1:13.96	6	15.94	67.66

Start Time : 09:56

09 Sep 07 10:06

Clerk of Course :

Time Issued :

Chief Timekeeper : Anthony Smith

THESE RESULTS REMAIN PROVISIONAL FOR A MINIMUM OF 30 MINUTES FROM THE TIME OF ISSUE

HS Sports Timing and Results Systems - Results and Lap Times at www.hssports.co.uk

125cc GRAND PRIX & HONDA CB500s

LAP TIMES - TIMED PRACTICE

2	Philip STILES									
Lap	1	2	3	4	5	6	7	8	9	10
1	1:08.94	1:07.08	1:07.48	1:08.23	1:08.51	1:07.12	1:07.43			
3	Joe MOORE									
Lap	1	2	3	4	5	6	7	8	9	10
1	1:12.18	1:10.72	1:11.31	1:09.08	1:10.00	1:11.40	1:10.78			
4	John CRESSWELL									
Lap	1	2	3	4	5	6	7	8	9	10
1	1:07.83	1:05.62	1:05.89	1:04.67	1:04.13	1:03.99	1:04.11			
5	John LEE									
Lap	1	2	3	4	5	6	7	8	9	10
1	59.58	58.92	58.33	58.75	58.81	1:00.20	59.59	59.04		
6	Jamie MOSSEY									
Lap	1	2	3	4	5	6	7	8	9	10
1	1:04.78	1:02.59	1:00.12	59.12	58.86	58.59	1:00.37	58.02		
6	Jonathan MOLD									
Lap	1	2	3	4	5	6	7	8	9	10
1	1:08.47	1:07.02	1:07.74	1:07.89	1:05.87	1:06.07	1:05.59			
16	Shaun HORSMAN									
Lap	1	2	3	4	5	6	7	8	9	10
1	1:05.95	1:03.91	1:04.60	1:01.37	1:00.30	59.40	59.98			
20	Michael STRAW									
Lap	1	2	3	4	5	6	7	8	9	10
1	1:19.66	1:18.12	1:16.17	1:15.67	1:15.70	1:13.96				
22	Philip ATKINSON									
Lap	1	2	3	4	5	6	7	8	9	10
1	1:00.07	59.56	59.17	1:00.10	59.79	1:02.23	1:00.40	59.13		
26	Terry WALES									
Lap	1	2	3	4	5	6	7	8	9	10
1	1:05.67	1:04.66	1:03.08	1:02.16	1:02.80	1:02.60	1:01.60			
28	Ben BROADWAY									
Lap	1	2	3	4	5	6	7	8	9	10
1	1:10.25	1:09.33	1:07.77	1:09.02	1:08.30	1:07.62	1:11.79			
34	Arnie SHELTON									
Lap	1	2	3	4	5	6	7	8	9	10
1	1:06.24	1:05.56	1:04.56	1:03.25	1:02.76	1:02.63	1:02.61			
38	Josh EVERSFIELD									
Lap	1	2	3	4	5	6	7	8	9	10
1	1:03.10	1:03.64	1:01.68	1:03.42	1:00.98	1:02.60	1:01.58	1:01.56		

38	Paul HOLLOWAY									
Lap	1	2	3	4	5	6	7	8	9	10
1	1:07.09	1:05.80	1:05.45	1:05.07	1:05.47	1:05.91	1:04.99			
45	Darran FAULKNER									
Lap	1	2	3	4	5	6	7	8	9	10
1	1:07.15	1:09.17	1:10.80	1:03.22	1:05.08	1:04.67	1:03.12			
48	Rob MILES									
Lap	1	2	3	4	5	6	7	8	9	10
1	1:06.86	1:06.62	1:06.53	1:05.93	1:06.03	1:05.84	1:06.43			
49	Jason LAMB									
Lap	1	2	3	4	5	6	7	8	9	10
1	1:11.38	1:09.52	1:09.57	1:09.22	1:09.25	1:08.74				
52	Ryan TYERS									
Lap	1	2	3	4	5	6	7	8	9	10
1	1:03.58	1:03.17	1:01.58	1:01.26	1:05.33	1:01.53	1:01.61			
53	Corey LEWIS									
Lap	1	2	3	4	5	6	7	8	9	10
1	1:09.17	1:07.16	1:06.38	1:06.32	1:05.83	1:05.33	1:05.38			
54	Tom YOUNG									
Lap	1	2	3	4	5	6	7	8	9	10
1	1:09.39	1:05.57	1:05.51	1:04.40	1:03.80	1:04.08	1:03.87			
60	John MARSHALL									
Lap	1	2	3	4	5	6	7	8	9	10
1	1:11.58	1:10.52	1:10.21	1:09.18	1:09.08	1:10.08				
69	Peter MARSHALL									
Lap	1	2	3	4	5	6	7	8	9	10
1	1:15.73	1:12.97	1:11.59	1:10.98	1:09.05	1:08.47				
76	Robert CHISHOLM									
Lap	1	2	3	4	5	6	7	8	9	10
1	1:08.36	1:07.80	1:07.73	1:07.46	1:07.68	1:06.93	1:07.84			
81	Toby GLENN									
Lap	1	2	3	4	5	6	7	8	9	10
1	59.40	59.24	58.69	59.40	1:00.15	59.71	59.57	58.71		
94	Sam HORNSEY									
Lap	1	2	3	4	5	6	7	8	9	10
1	1:05.88	1:05.36	1:04.00	1:02.74	1:02.47	1:02.05	1:02.35			
111	William HULL									
Lap	1	2	3	4	5	6	7	8	9	10
1	1:07.77	1:07.06	1:07.25	1:06.41	1:08.40	1:07.23	1:06.71			
165	John SIMPSON									
Lap	1	2	3	4	5	6	7	8	9	10
1	1:03.59	1:02.66	1:01.60	1:01.49	1:02.25	1:02.28	1:01.95	1:02.59		

NEW ERA RACE GRID

125cc GRAND PRIX & HONDA CB500s

RACE 2 & RACE 9

ROW 9				
	36	35	34	33
ROW 8	60 01:09.080 MARSHALL 32	49 01:08.740 LAMB 31	69 01:08.470 MARSHALL 30	76 01:06.930 CHISHOLM 29
ROW 7	111 01:06.410 HULL 28	48 01:05.840 MILES 27	6 01:05.590 MOLD 26	38 01:04.990 HOLLOWAY 25
ROW 6	54 01:03.800 YOUNG 24	45 01:03.120 FAULKNER 23	165 01:01.490 SIMPSON 22	52 01:01.260 TYERS 21
ROW 5				
	20	19	18	17
ROW 4		20 01:13.960 STRAW 15	3 01:09.080 MOORE 14	28 01:07.620 BROADWAY 13
ROW 3	2 01:07.080 STILES 12	53 01:05.330 LEWIS 11	4 01:03.990 CRESSWELL 10	34 01:02.610 SHELTON 9
ROW 2	94 01:02.050 HORNSEY 8	26 01:01.600 WALES 7	38 01:00.980 EVERSFIELD 6	16 00:59.400 HORSMAN 5
ROW 1	22 00:59.130 ATKINSON 4	81 00:58.690 GLENN 3	5 00:58.330 LEE 2	6 00:58.020 MOSSEY 1
				POLE

NEW ERA RACE RESULTS

Club Championships - Round 9

Mallory Park - Sunday 9th September 2007

125cc GRAND PRIX & HONDA CB500s

RESULT - RACE 2

PI	No	Cl	Name	Machine	Entrant/Sponsor	Laps	Time	Behind	MPH	Best Lap on	MPH
1	11	125	Jamie MOSSEY	Honda 125	Mr Jones	10	9:45.35		85.49	57.06	4 87.70
2	16	125	Shaun HORSMAN	Honda 125		10	9:57.26	11.91	83.78	58.57	7 85.44
3	81	125 N	Toby GLENN	Honda 125	TECII Racing	10	9:58.47	13.12	83.61	58.90	9 84.96
4	26	125	Terry WALES	Honda 125		10	10:21.96	36.61	80.46	1:01.19	10 81.78
5	34	125 N	Arnie SHELTON	Honda 125	Dick Aiken	10	10:23.13	37.78	80.30	1:00.64	9 82.52
6	94	125	Sam HORNSEY	Honda 125		10	10:35.49	50.14	78.74	1:02.20	4 80.45
7	4	125	John CRESSWELL	Honda 125		10	10:37.43	52.08	78.50	1:02.32	5 80.30
8	52	CB	Ryan TYERS	Honda 500	TK Racing	10	10:41.23	55.88	78.04	1:01.18	8 81.79
9	53	125 N	Corey LEWIS	Aprilia F125	Dave Bushby Plant Hire	9	9:51.02	1 Lap	76.20	1:04.09	2 78.08
10	2	125	Philip STILES	Honda 125		9	9:51.54	1 Lap	76.13	1:03.73	6 78.52
11	54	CB	Tom YOUNG	Honda 500	AS Racing	9	9:53.10	1 Lap	75.93	1:02.38	8 80.22
12	165	CB	John SIMPSON	Honda 500	J&M Distribution	9	10:01.10	1 Lap	74.92	1:02.23	9 80.41
13	38	CB	Paul HOLLOWAY	Honda 500	Totton Motor Factors	9	10:01.45	1 Lap	74.88	1:03.63	7 78.64
14	45	CB	Darran FAULKNER	Honda 500		9	10:02.94	1 Lap	74.69	1:03.19	9 79.19
15	28	125	Ben BROADWAY	Aprilia 125		9	10:15.69	1 Lap	73.15	1:06.52	6 75.23
16	6	CB	Jonathan MOLD	Honda 500	Arena Group Racing	9	10:16.68	1 Lap	73.03	1:04.75	2 77.28
17	76	CB	Robert CHISHOLM	Honda 500		9	10:17.49	1 Lap	72.93	1:05.07	7 76.90
18	48	CB	Rob MILES	Honda 500	The Bike Shop	9	10:19.78	1 Lap	72.66	1:04.97	6 77.02
19	3	125 N	Joe MOORE	Aprilia F125	Dave Goodybag/Mark&M	9	10:23.76	1 Lap	72.20	1:07.58	6 74.05
20	69	CB	Peter MARSHALL	Honda 500	Elite & Performance Jags	9	10:39.23	1 Lap	70.45	1:07.27	8 74.39
21	60	CB	John MARSHALL	Honda 500	Elite & Performance Jags	9	10:40.13	1 Lap	70.35	1:07.53	9 74.10
22	49	CL	Jason LAMB	Honda 350		9	10:42.60	1 Lap	70.08	1:07.54	3 74.09
23	20	125 N	Michael STRAW	Honda 125	D&S Storage Ltd	8	9:50.35	2 Laps	67.81	1:11.05	8 70.43

Not-Classified

22	125		Philip ATKINSON	Honda 125	Gary Atkinson	5	5:01.16	DNF	83.08	58.89	4 84.97
111	CB		William HULL	Honda 500	John Hull Racing	4	4:50.61	DNF	68.88	1:05.95	3 75.88

Fastest Lap

11	125		Jamie MOSSEY	Honda 125	Mr Jones					57.06	4 87.70
52	CB		Ryan TYERS	Honda 500	TK Racing					1:01.18	8 81.79
49	CL		Jason LAMB	Honda 350						1:07.54	3 74.09

Second start at 18.4 seconds

Start Time : 12:18

09 Sep 07 12:30

Clerk of Course :

Time Issued :

Chief Timekeeper : Anthony Smith

THESE RESULTS REMAIN PROVISIONAL FOR A MINIMUM OF 30 MINUTES FROM THE TIME OF ISSUE

HS Sports Timing and Results Systems - Results and Lap Times at www.hssports.co.uk

125cc GRAND PRIX & HONDA CB500s

LAP TIMES - RACE 2

2	Philip STILES										
Lap	1	2	3	4	5	6	7	8	9	10	
1	1:14.73	1:05.06	1:05.42	1:04.86	1:04.60	1:03.73	1:04.40	1:04.95	1:03.79		
3	Joe MOORE										
Lap	1	2	3	4	5	6	7	8	9	10	
1	1:16.56	1:08.95	1:08.52	1:08.42	1:07.77	1:07.58	1:09.33	1:08.52	1:08.11		
4	John CRESSWELL										
Lap	1	2	3	4	5	6	7	8	9	10	
1	1:08.36	1:02.73	1:02.68	1:03.06	1:02.32	1:04.05	1:04.74	1:02.68	1:03.23	1:03.58	
6	Jonathan MOLD										
Lap	1	2	3	4	5	6	7	8	9	10	
1	1:30.46	1:04.75	1:05.12	1:05.87	1:05.44	1:06.41	1:05.57	1:06.61	1:06.45		
11	Jamie MOSSEY										
Lap	1	2	3	4	5	6	7	8	9	10	
1	1:03.59	57.56	57.13	57.06	57.90	57.99	59.31	57.28	58.64	58.89	
16	Shaun HORSMAN										
Lap	1	2	3	4	5	6	7	8	9	10	
1	1:05.22	59.37	58.75	59.15	58.73	59.38	58.57	59.06	59.74	59.29	
20	Michael STRAW										
Lap	1	2	3	4	5	6	7	8	9	10	
1	1:19.10	1:12.13	1:16.58	1:14.90	1:14.07	1:11.46	1:11.06	1:11.05			
22	Philip ATKINSON										
Lap	1	2	3	4	5	6	7	8	9	10	
1	1:04.68	59.07	59.26	58.89	59.26						
26	Terry WALES										
Lap	1	2	3	4	5	6	7	8	9	10	
1	1:07.25	1:01.20	1:01.72	1:01.52	1:01.67	1:03.13	1:01.71	1:01.37	1:01.20	1:01.19	
28	Ben BROADWAY										
Lap	1	2	3	4	5	6	7	8	9	10	
1	1:16.23	1:08.24	1:07.15	1:08.18	1:07.86	1:06.52	1:07.47	1:07.06	1:06.98		
34	Arnie SHELTON										
Lap	1	2	3	4	5	6	7	8	9	10	
1	1:09.53	1:02.52	1:02.42	1:01.63	1:01.24	1:01.59	1:01.17	1:01.58	1:00.64	1:00.81	
38	Paul HOLLOWAY										
Lap	1	2	3	4	5	6	7	8	9	10	
1	1:29.19	1:03.88	1:05.10	1:03.70	1:03.79	1:04.37	1:03.63	1:03.83	1:03.96		
45	Darran FAULKNER										
Lap	1	2	3	4	5	6	7	8	9	10	
1	1:29.69	1:04.68	1:04.29	1:04.12	1:03.20	1:05.94	1:03.67	1:04.16	1:03.19		

48	Rob MILES										
	Lap	1	2	3	4	5	6	7	8	9	10
	1	1:32.52	1:07.02	1:06.17	1:05.37	1:07.40	1:04.97	1:05.73	1:05.30	1:05.30	
49	Jason LAMB										
	Lap	1	2	3	4	5	6	7	8	9	10
	1	1:34.86	1:08.78	1:07.54	1:08.61	1:08.65	1:09.98	1:08.10	1:07.71	1:08.37	
52	Ryan TYERS										
	Lap	1	2	3	4	5	6	7	8	9	10
	1	1:25.41	1:01.65	1:02.04	1:01.81	1:02.24	1:01.41	1:01.46	1:01.18	1:01.69	1:02.34
53	Corey LEWIS										
	Lap	1	2	3	4	5	6	7	8	9	10
	1	1:10.93	1:04.09	1:05.10	1:04.50	1:04.68	1:04.82	1:06.16	1:05.32	1:05.42	
54	Tom YOUNG										
	Lap	1	2	3	4	5	6	7	8	9	10
	1	1:28.06	1:04.43	1:03.35	1:03.74	1:02.97	1:02.57	1:02.60	1:02.38	1:03.00	
60	John MARSHALL										
	Lap	1	2	3	4	5	6	7	8	9	10
	1	1:35.78	1:08.35	1:08.46	1:07.97	1:08.02	1:07.98	1:08.30	1:07.74	1:07.53	
69	Peter MARSHALL										
	Lap	1	2	3	4	5	6	7	8	9	10
	1	1:34.75	1:08.75	1:07.98	1:07.93	1:08.22	1:08.65	1:08.16	1:07.27	1:07.52	
76	Robert CHISHOLM										
	Lap	1	2	3	4	5	6	7	8	9	10
	1	1:31.69	1:05.23	1:06.33	1:06.06	1:05.50	1:05.85	1:05.07	1:05.62	1:06.14	
81	Toby GLENN										
	Lap	1	2	3	4	5	6	7	8	9	10
	1	1:04.68	58.98	59.15	58.93	59.20	1:00.48	59.10	1:00.08	58.90	58.97
94	Sam HORNSEY										
	Lap	1	2	3	4	5	6	7	8	9	10
	1	1:09.83	1:02.48	1:03.36	1:02.20	1:02.26	1:03.45	1:03.10	1:03.14	1:02.77	1:02.90
111	William HULL										
	Lap	1	2	3	4	5	6	7	8	9	10
	1	1:32.06	1:06.35	1:05.95	1:06.25						
165	John SIMPSON										
	Lap	1	2	3	4	5	6	7	8	9	10
	1	1:27.46	1:05.75	1:03.06	1:04.48	1:03.75	1:06.37	1:04.25	1:03.75	1:02.23	

Lap Chart

125cc GRAND PRIX & HONDA CB500s - RACE 2

Lap 1		Lap 2		Lap 3		Lap 4		Lap 5		Lap 6		Lap 7		Lap 8		Lap 9		Lap 10	
No	Time	No	Time	No	Time	No	Time	No	Time	No	Time	No	Time	No	Time	No	Time	No	Time
11	1:03.59	11	2:01.15	11	2:58.28	11	3:55.34	11	4:53.24	11	5:51.23	11	6:50.54	11	7:47.82	11	8:46.46	11	9:45.35
81	1:04.68	81	2:03.66	81	3:02.81	81	4:01.74	69	4:59.41 *1	6	5:51.64 *1	165	6:50.87 *1	38	7:53.66 *1	2	8:47.75 *1	20	9:50.35 *2
22	1:04.68	22	2:03.75	22	3:03.01	22	4:01.90	49	4:59.79 *1	76	5:54.81 *1	45	6:51.92 *1	165	7:55.12 *1	54	8:50.10 *1	53	9:51.02 *1
16	1:05.22	16	2:04.59	16	3:03.34	16	4:02.49	60	5:00.56 *1	48	5:58.48 *1	28	6:54.18 *1	45	7:55.59 *1	38	8:57.49 *1	2	9:51.54 *1
26	1:07.25	26	2:08.45	26	3:10.17	26	4:11.69	81	5:00.94	16	6:00.60	3	6:57.80 *1	16	7:58.23	16	8:57.97	54	9:53.10 *1
4	1:08.36	4	2:11.09	4	3:13.77	34	4:16.10	22	5:01.16	81	6:01.42	6	6:58.05 *1	81	8:00.60	165	8:58.87 *1	16	9:57.26
34	1:09.53	34	2:12.05	34	3:14.47	4	4:16.83	16	5:01.22	69	6:07.63 *1	16	6:59.17	28	8:01.65 *1	81	8:59.50	81	9:58.47
94	1:09.83	94	2:12.31	94	3:15.67	94	4:17.87	20	5:02.71 *1	49	6:08.44 *1	81	7:00.52	6	8:03.62 *1	45	8:59.75 *1	165	10:01.10 *1
53	1:10.93	53	2:15.02	53	3:20.12	53	4:24.62	26	5:13.36	60	6:08.58 *1	76	7:00.66 *1	76	8:05.73 *1	28	9:08.71 *1	38	10:01.45 *1
2	1:14.73	2	2:19.79	2	3:25.21	2	4:30.07	34	5:17.34	26	6:16.49	48	7:03.45 *1	3	8:07.13 *1	6	9:10.23 *1	45	10:02.94 *1
28	1:16.23	28	2:24.47	52	3:29.10	52	4:30.91	4	5:19.15	20	6:16.78 *1	69	7:16.28 *1	48	8:09.18 *1	76	9:11.35 *1	28	10:15.69 *1
3	1:16.56	3	2:25.51	28	3:31.62	54	4:39.58	94	5:20.13	34	6:18.93	60	7:16.56 *1	26	8:19.57	48	9:14.48 *1	6	10:16.68 *1
20	1:19.10	52	2:27.06	3	3:34.03	28	4:39.80	53	5:29.30	4	6:23.20	26	7:18.20	34	8:21.68	3	9:15.65 *1	76	10:17.49 *1
52	1:25.41	20	2:31.23	54	3:35.84	165	4:40.75	52	5:33.15	94	6:23.58	49	7:18.42 *1	69	8:24.44 *1	26	9:20.77	48	10:19.78 *1
165	1:27.46	54	2:32.49	165	3:36.27	38	4:41.87	2	5:34.67	53	6:34.12	34	7:20.10	60	8:24.86 *1	34	9:22.32	26	10:21.96
54	1:28.06	38	2:33.07	38	3:38.17	3	4:42.45	54	5:42.55	52	6:34.56	94	7:26.68	49	8:26.52 *1	69	9:31.71 *1	34	10:23.13
38	1:29.19	165	2:33.21	45	3:38.66	45	4:42.78	165	5:44.50	2	6:38.40	4	7:27.94	94	8:29.82	94	9:32.59	3	10:23.76 *1
45	1:29.69	45	2:34.37	6	3:40.33	6	4:46.20	38	5:45.66	54	6:45.12	20	7:28.24 *1	4	8:30.62	60	9:32.60 *1	94	10:35.49
6	1:30.46	6	2:35.21	76	3:43.25	76	4:49.31	45	5:45.98	38	6:50.03	52	7:36.02	52	8:37.20	4	9:33.85	4	10:37.43
76	1:31.69	76	2:36.92	111	3:44.36	111	4:50.61	28	5:47.66			53	7:40.28	20	8:39.30 *1	49	9:34.23 *1	69	10:39.23 *1
111	1:32.06	111	2:38.41	48	3:45.71	48	4:51.08	3	5:50.22			2	7:42.80	53	8:45.60	52	9:38.89	60	10:40.13 *1
48	1:32.52	48	2:39.54	20	3:47.81							54	7:47.72					52	10:41.23
69	1:34.75	69	2:43.50	49	3:51.18													49	10:42.60 *1
49	1:34.86	49	2:43.64	69	3:51.48														
60	1:35.78	60	2:44.13	60	3:52.59														

NEW ERA RACE RESULTS

Club Championships - Round 9

Mallory Park - Sunday 9th September 2007

125cc GRAND PRIX & HONDA CB500s

RESULT - RACE 9

PI	No	Cl	Name	Machine	Entrant/Sponsor	Laps	Time	Behind	MPH	Best Lap on	MPH
1	11	125	Jamie MOSSEY	Honda 125	Mr Jones	7	6:50.52		85.33	57.32	4 87.30
2	81	125 N	Toby GLENN	Honda 125	TECII Racing	7	6:57.45	6.93	83.91	58.35	2 85.76
3	16	125	Shaun HORSMAN	Honda 125		7	7:01.57	11.05	83.09	58.02	3 86.25
4	5	125	John LEE	Honda 125	PG Lee Plumbing	7	7:09.09	18.57	81.63	59.46	4 84.16
5	26	125	Terry WALES	Honda 125		7	7:15.37	24.85	80.46	1:01.05	4 81.97
6	94	125	Sam HORNSEY	Honda 125		7	7:21.18	30.66	79.40	1:01.90	4 80.84
7	34	125 N	Arnie SHELTON	Honda 125	Dick Aiken	7	7:24.21	33.69	78.85	1:01.64	6 81.18
8	4	125	John CRESSWELL	Honda 125		7	7:24.89	34.37	78.73	1:01.74	7 81.05
9	52	CB	Ryan TYERS	Honda 500	TK Racing	7	7:33.01	42.49	77.32	1:00.97	6 82.07
10	53	125 N	Corey LEWIS	Aprilia F125	Dave Bushby Plant Hire	7	7:39.92	49.40	76.16	1:04.07	6 78.10
11	54	CB	Tom YOUNG	Honda 500	AS Racing	7	7:42.04	51.52	75.81	1:02.41	6 80.18
12	2	125	Philip STILES	Honda 125		7	7:48.28	57.76	74.80	1:03.91	6 78.30
13	38	CB	Paul HOLLOWAY	Honda 500	Totton Motor Factors	6	6:49.81	1 Lap	73.26	1:04.06	4 78.11
14	45	CB	Darran FAULKNER	Honda 500		6	6:50.37	1 Lap	73.16	1:04.14	5 78.02
15	3	125 N	Joe MOORE	Aprilia F125	Dave Goodybag/Mark&M	6	6:53.20	1 Lap	72.66	1:07.04	4 74.64
16	28	125	Ben BROADWAY	Aprilia F125		6	6:55.86	1 Lap	72.20	1:07.72	4 73.89
17	48	CB	Rob MILES	Honda 500	The Bike Shop	6	7:01.82	1 Lap	71.18	1:05.85	3 75.99
18	76	CB	Robert CHISHOLM	Honda 500		6	7:02.83	1 Lap	71.01	1:05.85	2 75.99
19	111	CB	William HULL	Honda 500	John Hull Racing	6	7:03.24	1 Lap	70.94	1:05.92	4 75.91
20	6	CB	Jonathan MOLD	Honda 500	Arena Group Racing	6	7:03.66	1 Lap	70.87	1:06.05	4 75.76
21	69	CB	Peter MARSHALL	Honda 500	Elite & Performance Jags	6	7:08.91	1 Lap	70.00	1:05.75	6 76.11
22	49	CL	Jason LAMB	Honda 350		6	7:09.94	1 Lap	69.83	1:06.91	2 74.79
23	60	CB	John MARSHALL	Honda 500	Elite & Performance Jags	6	7:20.16	1 Lap	68.21	1:08.32	2 73.24

Not-Classified

165	CB	John SIMPSON	Honda 500	J&M Distribution	6	6:34.01	DNF	76.20	1:01.51	5 81.35
-----	----	--------------	-----------	------------------	---	---------	-----	-------	---------	---------

Fastest Lap

11	125	Jamie MOSSEY	Honda 125	Mr Jones					57.32	4 87.30
52	CB	Ryan TYERS	Honda 500	TK Racing					1:00.97	6 82.07
49	CL	Jason LAMB	Honda 350						1:06.91	2 74.79

RED FLAGGED RACE

Start Time : 15:39

09 Sep 07 15:53

Clerk of Course :

Time Issued :

Chief Timekeeper : Anthony Smith

THESE RESULTS REMAIN PROVISIONAL FOR A MINIMUM OF 30 MINUTES FROM THE TIME OF ISSUE

HS Sports Timing and Results Systems - Results and Lap Times at www.hssports.co.uk

125cc GRAND PRIX & HONDA CB500s

LAP TIMES - RACE 9

2	Philip STILES										
	Lap	1	2	3	4	5	6	7	8	9	10
	1	1:15.12	1:07.13	1:06.32	1:06.65	1:04.67	1:03.91	1:04.48			
3	Joe MOORE										
	Lap	1	2	3	4	5	6	7	8	9	10
	1	1:14.29	1:08.86	1:07.79	1:07.04	1:07.58	1:07.64				
4	John CRESSWELL										
	Lap	1	2	3	4	5	6	7	8	9	10
	1	1:09.95	1:02.85	1:03.03	1:02.24	1:02.43	1:02.65	1:01.74			
5	John LEE										
	Lap	1	2	3	4	5	6	7	8	9	10
	1	1:07.11	59.93	59.74	59.46	1:00.07	59.96	1:02.82			
6	Jonathan MOLD										
	Lap	1	2	3	4	5	6	7	8	9	10
	1	1:31.16	1:06.28	1:07.26	1:06.05	1:06.27	1:06.64				
11	Jamie MOSSEY										
	Lap	1	2	3	4	5	6	7	8	9	10
	1	1:04.06	57.54	57.69	57.32	57.81	58.31	57.79			
16	Shaun HORSMAN										
	Lap	1	2	3	4	5	6	7	8	9	10
	1	1:04.89	58.52	58.02	59.14	58.56	1:00.16	1:02.28			
26	Terry WALES										
	Lap	1	2	3	4	5	6	7	8	9	10
	1	1:08.25	1:01.25	1:01.14	1:01.05	1:01.18	1:01.18	1:01.32			
28	Ben BROADWAY										
	Lap	1	2	3	4	5	6	7	8	9	10
	1	1:13.87	1:08.43	1:08.46	1:07.72	1:09.14	1:08.24				
34	Arnie SHELTON										
	Lap	1	2	3	4	5	6	7	8	9	10
	1	1:09.72	1:03.10	1:02.82	1:03.32	1:01.88	1:01.64	1:01.73			
38	Paul HOLLOWAY										
	Lap	1	2	3	4	5	6	7	8	9	10
	1	1:27.25	1:04.53	1:04.97	1:04.06	1:04.61	1:04.39				
45	Darran FAULKNER										
	Lap	1	2	3	4	5	6	7	8	9	10
	1	1:27.76	1:04.64	1:04.35	1:04.44	1:04.14	1:05.04				
48	Rob MILES										
	Lap	1	2	3	4	5	6	7	8	9	10
	1	1:31.43	1:06.36	1:05.85	1:06.00	1:06.12	1:06.06				

49	Jason LAMB										
	Lap	1	2	3	4	5	6	7	8	9	10
	1	1:32.11	1:06.91	1:07.89	1:07.77	1:07.55	1:07.71				
52	Ryan TYERS										
	Lap	1	2	3	4	5	6	7	8	9	10
	1	1:23.56	1:02.05	1:03.07	1:01.23	1:01.13	1:00.97	1:01.00			
53	Corey LEWIS										
	Lap	1	2	3	4	5	6	7	8	9	10
	1	1:11.70	1:04.99	1:04.86	1:04.68	1:04.96	1:04.07	1:04.66			
54	Tom YOUNG										
	Lap	1	2	3	4	5	6	7	8	9	10
	1	1:25.28	1:02.63	1:02.77	1:03.20	1:02.67	1:02.41	1:03.08			
60	John MARSHALL										
	Lap	1	2	3	4	5	6	7	8	9	10
	1	1:34.14	1:08.32	1:09.08	1:09.78	1:09.22	1:09.62				
69	Peter MARSHALL										
	Lap	1	2	3	4	5	6	7	8	9	10
	1	1:33.74	1:08.27	1:07.55	1:07.26	1:06.34	1:05.75				
76	Robert CHISHOLM										
	Lap	1	2	3	4	5	6	7	8	9	10
	1	1:29.22	1:05.85	1:06.92	1:06.78	1:06.83	1:07.23				
81	Toby GLENN										
	Lap	1	2	3	4	5	6	7	8	9	10
	1	1:04.39	58.35	58.73	58.74	58.64	59.28	59.32			
94	Sam HORNSEY										
	Lap	1	2	3	4	5	6	7	8	9	10
	1	1:08.01	1:02.42	1:02.27	1:01.90	1:02.59	1:01.96	1:02.03			
111	William HULL										
	Lap	1	2	3	4	5	6	7	8	9	10
	1	1:29.90	1:07.11	1:07.20	1:05.92	1:06.10	1:07.01				
165	John SIMPSON										
	Lap	1	2	3	4	5	6	7	8	9	10
	1	1:23.81	1:01.79	1:03.01	1:01.62	1:01.51	1:02.27				

Lap Chart

125cc GRAND PRIX & HONDA CB500s - RACE 9

Lap 1		Lap 2		Lap 3		Lap 4		Lap 5		Lap 6		Lap 7		Lap 8		Lap 9		Lap 10	
No	Time	No	Time	No	Time	No	Time	No	Time	No	Time	No	Time	No	Time	No	Time	No	Time
11	1:04.06	11	2:01.60	11	2:59.29	11	3:56.61	11	4:54.42	11	5:52.73	11	6:50.52						
81	1:04.39	81	2:02.74	16	3:01.43	81	4:00.21	49	4:54.68 *1	76	5:55.60 *1	3	6:53.20 *1						
16	1:04.89	16	2:03.41	81	3:01.47	16	4:00.57	69	4:56.82 *1	48	5:55.76 *1	28	6:55.86 *1						
5	1:07.11	5	2:07.04	5	3:06.78	5	4:06.24	81	4:58.85	111	5:56.23 *1	81	6:57.45						
94	1:08.01	26	2:09.50	26	3:10.64	26	4:11.69	16	4:59.13	6	5:57.02 *1	16	7:01.57						
26	1:08.25	94	2:10.43	94	3:12.70	94	4:14.60	60	5:01.32 *1	81	5:58.13	48	7:01.82 *1						
34	1:09.72	4	2:12.80	34	3:15.64	4	4:18.07	5	5:06.31	16	5:59.29	76	7:02.83 *1						
4	1:09.95	34	2:12.82	4	3:15.83	34	4:18.96	26	5:12.87	49	6:02.23 *1	111	7:03.24 *1						
53	1:11.70	53	2:16.69	53	3:21.55	53	4:26.23	94	5:17.19	69	6:03.16 *1	6	7:03.66 *1						
28	1:13.87	2	2:22.25	2	3:28.57	52	4:29.91	4	5:20.50	5	6:06.27	69	7:08.91 *1						
3	1:14.29	28	2:22.30	165	3:28.61	165	4:30.23	34	5:20.84	60	6:10.54 *1	5	7:09.09						
2	1:15.12	3	2:23.15	52	3:28.68	54	4:33.88	52	5:31.04	26	6:14.05	49	7:09.94 *1						
52	1:23.56	165	2:25.60	54	3:30.68	2	4:35.22	53	5:31.19	94	6:19.15	26	7:15.37						
165	1:23.81	52	2:25.61	28	3:30.76	3	4:37.98	165	5:31.74	34	6:22.48	60	7:20.16 *1						
54	1:25.28	54	2:27.91	3	3:30.94	28	4:38.48	54	5:36.55	4	6:23.15	94	7:21.18						
38	1:27.25	38	2:31.78	38	3:36.75	38	4:40.81	2	5:39.89	52	6:32.01	34	7:24.21						
45	1:27.76	45	2:32.40	45	3:36.75	45	4:41.19	45	5:45.33	165	6:34.01	4	7:24.89						
76	1:29.22	76	2:35.07	76	3:41.99	76	4:48.77	38	5:45.42	53	6:35.26	52	7:33.01						
111	1:29.90	111	2:37.01	48	3:43.64	48	4:49.64	3	5:45.56	54	6:38.96	53	7:39.92						
6	1:31.16	6	2:37.44	111	3:44.21	111	4:50.13	28	5:47.62	2	6:43.80	54	7:42.04						
48	1:31.43	48	2:37.79	6	3:44.70	6	4:50.75			38	6:49.81	2	7:48.28						
49	1:32.11	49	2:39.02	49	3:46.91					45	6:50.37								
69	1:33.74	69	2:42.01	69	3:49.56														
60	1:34.14	60	2:42.46	60	3:51.54														

NEW ERA RACE RESULTS

PRO-BIKE OPEN

&

250cc GRAND PRIX

RESULTS BY



HS Sports Ltd
Unit 5, Radnor Park Industrial Estate
Congleton, Cheshire CW12 4XN
Tel. +44 (0)1260 275708
Fax +44 (0)1260 278352
www.hssports.co.uk

NEW ERA RACE RESULTS

Club Championships - Round 9 Mallory Park - Sunday 9th September 2007

PRO-BIKE OPEN & 250cc GRAND PRIX

TIMED PRACTICE

Pl	No	Cl	Name	Machine	Entrant/Sponsor	Laps	Time on Lap	Behind	MPH
1	15	PB	Doug JOHNSON	Kawasaki 1000		7	55.24	4	90.59
2	4	PB	Mark LITTLER	Kawasaki 1000	Laser Process Ltd	10	55.81	10	89.66
3	32	PB	David FERNS	Yamaha 1000	Hazelgrove Plumbing	11	55.91	9	89.50
4	56	PB	Samuel WARREN	Yamaha 1000	Carbridge	10	55.99	10	89.37
5	38	PB	Michael BLANK	Suzuki 1000	Gemini fire Systems /AFB Moto	10	56.16	8	89.10
6	29	PB	John FISHER	Suzuki 1000	Rittal-CSM	10	56.32	8	88.85
7	8	250	Jason GILLARD	Honda 250	JPS Racing	10	57.11	4	87.62
8	71	PB	Lee REVELEY	Ducati 1098	E2ERacing.com	9	57.23	3	87.44
9	33	PB	Andy POSCOTIS	Suzuki 1000	Air 2 Hire Airconditioning	10	57.36	5	87.24
10	1	PB	Peter SCOTT	Honda 954	Two Wheel Centre	10	57.43	10	87.13
11	32	250	John LEWIS	Honda 250	Justin Hicks	10	57.45	5	87.10
12	146	250	John BENNETT	Kawasaki 1000		10	57.53	9	86.98
13	39	PB	Chris POPE	Yamaha 1000		9	57.63	4	86.83
14	11	PB N	Glen SHAW	Yamaha 1000		9	57.65	4	86.80
15	24	PB	Ian McSEVENEY	Kawasaki 1000	M Bates & Co	10	58.12	5	86.10
16	25	PB	Steve MOODY	Suzuki 1000		10	58.32	5	85.80
17	18	PB N	Dale THOMSON	Kawasaki 1000		10	59.56	9	84.02
18	66	PB	Shaun W'WOOD-FRAME	Yamaha 1000	The Beauty Box	10	59.79	9	83.69
19	13	PB N	Stefan COOK	Yamaha 998	A+M Motorcycles	9	1:00.75	6	82.37
20	58	PB N	Patrick WALKER	Kawasaki 1000	Sapphire Glass Merchants	10	1:00.93	7	82.13
21	155	250	Mike WILSON	Honda 250		10	1:01.78	8	81.00
22	10	250	Paul MAGRATH	Yamaha 250		3	1:03.83	3	78.40
23	191	PB	Dale GAYSON	Suzuki 1000	Two Wheel Centre	3	1:04.31	1	77.81
24	111	250	Mark FORD	Honda 250		8	1:08.86	7	72.67

No. 155 - Penalised fastest lap for yellow flag infringement

Start Time : 10:08

09 Sep 07 10:21

Clerk of Course :

Time Issued :

Chief Timekeeper : Anthony Smith

THESE RESULTS REMAIN PROVISIONAL FOR A MINIMUM OF 30 MINUTES FROM THE TIME OF ISSUE

HS Sports Timing and Results Systems - Results and Lap Times at www.hssports.co.uk

PRO-BIKE OPEN & 250cc GRAND PRIX

LAP TIMES - TIMED PRACTICE

1	Peter SCOTT										
	Lap	1	2	3	4	5	6	7	8	9	10
	1	59.87	1:00.04	59.69	58.21	58.62	58.28	58.02	58.35	58.80	57.43
4	Mark LITTLER										
	Lap	1	2	3	4	5	6	7	8	9	10
	1	59.52	57.18	58.83	57.22	58.41	56.67	56.54	58.69	57.00	55.81
8	Jason GILLARD										
	Lap	1	2	3	4	5	6	7	8	9	10
	1	59.20	58.75	57.20	57.11	59.62	59.66	57.79	58.61	1:00.24	59.36
10	Paul MAGRATH										
	Lap	1	2	3	4	5	6	7	8	9	10
	1	1:07.40	1:05.93	1:03.83							
11	Glen SHAW										
	Lap	1	2	3	4	5	6	7	8	9	10
	1	58.85	58.28	58.61	57.65	58.17	59.19	57.98	57.89	58.81	
13	Stefan COOK										
	Lap	1	2	3	4	5	6	7	8	9	10
	1	1:01.49	1:01.87	1:01.52	1:16.41	1:34.76	1:00.75	1:01.63	1:02.16	1:01.83	
15	Doug JOHNSON										
	Lap	1	2	3	4	5	6	7	8	9	10
	1	57.07	56.53	55.72	55.24	56.25	58.63	55.83			
18	Dale THOMSON										
	Lap	1	2	3	4	5	6	7	8	9	10
	1	1:03.12	1:01.46	1:00.40	1:01.06	1:00.60	1:00.48	1:00.11	59.73	59.56	1:00.44
24	Ian McSEVENEY										
	Lap	1	2	3	4	5	6	7	8	9	10
	1	1:00.25	59.29	1:00.15	58.92	58.12	58.67	58.14	58.50	58.53	59.17
25	Steve MOODY										
	Lap	1	2	3	4	5	6	7	8	9	10
	1	1:01.31	59.42	58.78	59.07	58.32	59.74	58.32	58.69	58.61	58.79
29	John FISHER										
	Lap	1	2	3	4	5	6	7	8	9	10
	1	1:00.57	1:01.36	59.69	56.65	57.38	57.03	56.50	56.32	57.17	57.63
32	John LEWIS										
	Lap	1	2	3	4	5	6	7	8	9	10
	1	59.21	58.50	58.69	57.68	57.45	57.70	58.16	58.50	58.44	59.01
32	David FERNS										
	Lap	1	2	3	4	5	6	7	8	9	10
	1	59.29	58.51	56.68	56.29	57.65	56.38	56.61	56.80	55.91	1:02.07

33 Andy POSCOTIS

Lap	1	2	3	4	5	6	7	8	9	10
1	58.75	59.53	57.57	58.92	57.36	58.43	58.70	58.91	57.85	1:00.87

38 Michael BLANK

Lap	1	2	3	4	5	6	7	8	9	10
1	58.65	57.89	57.68	57.30	56.83	56.68	56.19	56.16	56.59	56.51

39 Chris POPE

Lap	1	2	3	4	5	6	7	8	9	10
1	59.63	58.60	58.22	57.63	58.50	57.84	57.98	59.06	1:01.54	

56 Samuel WARREN

Lap	1	2	3	4	5	6	7	8	9	10
1	58.98	1:01.49	57.74	56.33	57.92	57.70	56.41	57.31	56.34	55.99

58 Patrick WALKER

Lap	1	2	3	4	5	6	7	8	9	10
1	1:02.33	1:01.51	1:02.05	1:01.71	1:01.48	1:01.88	1:00.93	1:01.53	1:01.35	1:02.52

66 Shaun W'WOOD-FRAME

Lap	1	2	3	4	5	6	7	8	9	10
1	1:02.31	1:01.54	1:00.97	1:02.32	1:00.40	1:01.91	1:01.00	1:00.01	59.79	1:01.76

71 Lee REVELEY

Lap	1	2	3	4	5	6	7	8	9	10
1	58.28	58.12	57.23	59.89	58.96	59.25	57.37	57.32	57.30	

111 Mark FORD

Lap	1	2	3	4	5	6	7	8	9	10
1	1:13.42	1:10.79	1:11.41	1:11.82	1:10.92	1:10.15	1:08.86	1:10.04		

146 John BENNETT

Lap	1	2	3	4	5	6	7	8	9	10
1	1:04.95	1:01.02	59.65	58.60	59.75	1:01.82	58.70	57.99	57.53	58.22

155 Mike WILSON

Lap	1	2	3	4	5	6	7	8	9	10
1	1:03.39	1:03.05	1:02.25	1:01.50	1:04.34	1:02.33	1:01.92	1:01.78	1:02.62	1:02.39

191 Dale GAYSON

Lap	1	2	3	4	5	6	7	8	9	10
1	1:04.31	1:11.58	1:06.60							

NEW ERA RACE GRID

PRO-BIKE OPEN & 250cc GRAND PRIX

RACE 3 & RACE 10

ROW 8	32	31	30	111 01:08.860 FORD
ROW 7	10 01:03.830 MAGRATH	155 01:01.780 WILSON	32 00:57.450 LEWIS	8 00:57.110 GILLARD
ROW 6	24	23	22	21
ROW 5	20	191 01:04.310 GAYSON	58 01:00.930 WALKER	13 01:00.750 COOK
ROW 4	66 00:59.790 W'WOOD-FRAME	18 00:59.560 THOMSON	25 00:58.320 MOODY	24 00:58.120 MCSEVENEY
ROW 3	11 00:57.650 SHAW	39 00:57.630 POPE	146 00:57.530 BENNETT	1 00:57.430 SCOTT
ROW 2	33 00:57.360 POSCOTIS	71 00:57.230 REVELEY	29 00:56.320 FISHER	38 00:56.160 BLANK
ROW 1	56 00:55.990 WARREN	32 00:55.910 FERNES	4 00:55.810 LITTLER	15 00:55.240 JOHNSON

POLE



NEW ERA RACE RESULTS

Club Championships - Round 9

Mallory Park - Sunday 9th September 2007

PRO-BIKE OPEN & 250cc GRAND PRIX

RESULT - RACE 3

PI	No	Cl	Name	Machine	Entrant/Sponsor	Laps	Time	Behind	MPH	Best Lap on	MPH
1	15	PB	Doug JOHNSON	Kawasaki 1000		9	8:19.35		90.19	54.23	7 92.27
2	56	PB	Samuel WARREN	Yamaha 1000	Carbridge	9	8:26.10	6.75	88.99	54.90	4 91.15
3	38	PB	Michael BLANK	Suzuki 1000	Gemini fire Systems /AFB	9	8:27.11	7.76	88.81	55.18	4 90.69
4	32	PB	David FERNS	Yamaha 1000	Hazelgrove Plumbing	9	8:29.22	9.87	88.44	55.23	4 90.60
5	41	PB	Mark LITTLER	Kawasaki 1000	Laser Process Ltd	9	8:29.30	9.95	88.43	55.64	7 89.94
6	146	PB	John BENNETT	Kawasaki 1000		9	8:32.20	12.85	87.93	55.35	9 90.41
7	33	PB N	Andy POSCOTIS	Suzuki 1000	Air 2 Hire Airconditioning	9	8:34.14	14.79	87.59	55.99	5 89.37
8	1	PB	Peter SCOTT	Honda 954	Two Wheel Centre	9	8:35.08	15.73	87.43	55.91	8 89.50
9	39	PB	Chris POPE	Yamaha 1000		9	8:37.65	18.30	87.00	55.80	3 89.68
10	191	PB	Dale GAYSON	Suzuki 1000	Two Wheel Centre	9	8:37.68	18.33	87.00	56.50	2 88.57
11	24	PB	Ian McSEVENEY	Kawasaki 1000	M Bates & Co	9	8:38.44	19.09	86.87	56.50	4 88.57
12	71	PB	Lee REVELEY	Ducati 1098	E2ERacing.com	9	8:41.69	22.34	86.33	56.37	3 88.77
13	32	250	John LEWIS	Honda 250	Justin Hicks	9	8:42.07	22.72	86.26	56.39	6 88.74
14	8	250	Jason GILLARD	Honda 250	JPS Racing	9	8:42.19	22.84	86.24	56.30	6 88.88
15	11	PB N	Glen SHAW	Yamaha 1000		9	8:46.36	27.01	85.56	57.21	4 87.47
16	18	PB N	Dale THOMSON	Kawasaki 1000		9	9:06.15	46.80	82.46	59.17	4 84.57
17	66	PB	Shaun W'WOOD-FRAME	Yamaha 1000	The Beauty Box	9	9:07.15	47.80	82.31	59.31	2 84.37
18	58	PB N	Patrick WALKER	Kawasaki 1000	Sapphire Glass Merchant	9	9:08.27	48.92	82.14	59.65	5 83.89
19	13	PB N	Stefan COOK	Yamaha 998	A+M Motorcycles	9	9:09.08	49.73	82.02	59.40	2 84.24
20	25	PB	Steve MOODY	Suzuki 1000		9	9:09.08	49.73	82.02	58.11	2 86.11
21	155	250	Mike WILSON	Honda 250		8	8:26.60	1 Lap	79.02	1:01.71	6 81.09
22	111	250	Mark FORD	Honda 250		8	9:12.43	1 Lap	72.47	1:06.64	2 75.09

Fastest Lap

15	PB	Doug JOHNSON	Kawasaki 1000						54.23	7	92.27
8	250	Jason GILLARD	Honda 250	JPS Racing					56.30	6	88.88

Start Time : 12:45

09 Sep 07 12:56

Clerk of Course :

Time Issued :

Chief Timekeeper : Anthony Smith

THESE RESULTS REMAIN PROVISIONAL FOR A MINIMUM OF 30 MINUTES FROM THE TIME OF ISSUE

HS Sports Timing and Results Systems - Results and Lap Times at www.hssports.co.uk

PRO-BIKE OPEN & 250cc GRAND PRIX

LAP TIMES - RACE 3

1	Peter SCOTT										
	Lap	1	2	3	4	5	6	7	8	9	10
	1	1:02.94	56.90	56.51	56.11	56.81	56.87	56.84	55.91	56.19	
8	Jason GILLARD										
	Lap	1	2	3	4	5	6	7	8	9	10
	1	1:05.93	58.09	57.67	56.63	56.91	56.30	56.70	56.52	57.44	
11	Glen SHAW										
	Lap	1	2	3	4	5	6	7	8	9	10
	1	1:05.37	57.81	57.55	57.21	57.66	57.36	58.00	57.68	57.72	
13	Stefan COOK										
	Lap	1	2	3	4	5	6	7	8	9	10
	1	1:06.71	59.40	1:00.63	1:00.40	1:00.31	1:00.39	59.79	1:00.88	1:00.57	
15	Doug JOHNSON										
	Lap	1	2	3	4	5	6	7	8	9	10
	1	1:00.70	55.60	55.26	54.82	54.67	54.24	54.23	54.83	55.00	
18	Dale THOMSON										
	Lap	1	2	3	4	5	6	7	8	9	10
	1	1:07.58	59.77	59.69	59.17	59.48	1:00.34	59.81	59.48	1:00.83	
24	Ian McSEVENEY										
	Lap	1	2	3	4	5	6	7	8	9	10
	1	1:04.08	57.05	56.55	56.50	56.66	56.63	56.79	57.29	56.89	
25	Steve MOODY										
	Lap	1	2	3	4	5	6	7	8	9	10
	1	1:04.57	58.11	1:12.24	59.60	58.84	59.14	58.85	58.92	58.81	
32	John LEWIS										
	Lap	1	2	3	4	5	6	7	8	9	10
	1	1:05.84	57.87	56.64	56.97	56.81	56.39	57.17	56.63	57.75	
32	David FERNS										
	Lap	1	2	3	4	5	6	7	8	9	10
	1	1:02.13	56.57	55.59	55.23	56.15	55.83	55.43	55.89	56.40	
33	Andy POSCOTIS										
	Lap	1	2	3	4	5	6	7	8	9	10
	1	1:02.47	56.74	56.26	56.44	55.99	56.66	56.52	56.47	56.59	
38	Michael BLANK										
	Lap	1	2	3	4	5	6	7	8	9	10
	1	1:00.98	56.19	55.21	55.18	55.59	56.38	56.16	55.71	55.71	
39	Chris POPE										
	Lap	1	2	3	4	5	6	7	8	9	10
	1	1:04.34	56.93	55.80	56.46	56.08	56.85	57.28	56.96	56.95	

41	Mark LITTLER									
Lap	1	2	3	4	5	6	7	8	9	10
1	1:00.43	56.96	55.88	55.67	55.96	56.84	55.64	56.08	55.84	
56	Samuel WARREN									
Lap	1	2	3	4	5	6	7	8	9	10
1	1:00.24	55.98	56.02	54.90	55.16	55.67	55.59	56.17	56.37	
58	Patrick WALKER									
Lap	1	2	3	4	5	6	7	8	9	10
1	1:08.17	59.80	1:00.18	1:00.35	59.65	1:00.43	59.81	59.70	1:00.18	
66	Shaun W'WOOD-FRAME									
Lap	1	2	3	4	5	6	7	8	9	10
1	1:07.28	59.31	1:01.02	1:00.43	59.77	1:00.50	59.64	59.40	59.80	
71	Lee REVELEY									
Lap	1	2	3	4	5	6	7	8	9	10
1	1:04.94	57.26	56.37	56.75	56.97	57.13	57.30	56.98	57.99	
111	Mark FORD									
Lap	1	2	3	4	5	6	7	8	9	10
1	1:14.85	1:06.64	1:07.40	1:07.77	1:11.07	1:08.26	1:07.11	1:09.33		
146	John BENNETT									
Lap	1	2	3	4	5	6	7	8	9	10
1	1:01.80	56.89	56.89	56.05	55.85	56.52	56.63	56.22	55.35	
155	Mike WILSON									
Lap	1	2	3	4	5	6	7	8	9	10
1	1:10.75	1:03.19	1:01.91	1:01.79	1:01.80	1:01.71	1:02.33	1:03.12		
191	Dale GAYSON									
Lap	1	2	3	4	5	6	7	8	9	10
1	1:03.72	56.50	56.56	56.51	56.73	56.92	56.68	56.61	57.45	

Lap Chart

PRO-BIKE OPEN & 250cc GRAND PRIX - RACE 3

Lap 1		Lap 2		Lap 3		Lap 4		Lap 5		Lap 6		Lap 7		Lap 8		Lap 9		Lap 10		
No	Time	No	Time	No	Time	No	Time	No	Time	No	Time	No	Time	No	Time	No	Time	No	Time	
56	1:00.24	56	1:56.22	15	2:51.56	15	3:46.38	15	4:41.05	15	5:35.29	15	6:29.52	15	7:24.35	15	8:19.35			
41	1:00.43	15	1:56.30	56	2:52.24	56	3:47.14	56	4:42.30	56	5:37.97	56	6:33.56	56	7:29.73	56	8:26.10			
15	1:00.70	38	1:57.17	38	2:52.38	38	3:47.56	38	4:43.15	38	5:39.53	38	6:35.69	38	7:31.40	155	8:26.60	*1		
38	1:00.98	41	1:57.39	41	2:53.27	41	3:48.94	41	4:44.90	32	5:41.50	32	6:36.93	32	7:32.82	38	8:27.11			
146	1:01.80	146	1:58.69	32	2:54.29	32	3:49.52	32	4:45.67	41	5:41.74	41	6:37.38	41	7:33.46	32	8:29.22			
32	1:02.13	32	1:58.70	33	2:55.47	146	3:51.63	146	4:47.48	146	5:44.00	146	6:40.63	146	7:36.85	41	8:29.30			
33	1:02.47	33	1:59.21	146	2:55.58	33	3:51.91	33	4:47.90	33	5:44.56	33	6:41.08	33	7:37.55	146	8:32.20			
1	1:02.94	1	1:59.84	1	2:56.35	1	3:52.46	1	4:49.27	1	5:46.14	1	6:42.98	1	7:38.89	33	8:34.14			
191	1:03.72	191	2:00.22	191	2:56.78	191	3:53.29	39	4:49.61	39	5:46.46	191	6:43.62	191	7:40.23	1	8:35.08			
24	1:04.08	24	2:01.13	39	2:57.07	39	3:53.53	191	4:50.02	191	5:46.94	39	6:43.74	39	7:40.70	39	8:37.65			
39	1:04.34	39	2:01.27	24	2:57.68	24	3:54.18	24	4:50.84	24	5:47.47	24	6:44.26	24	7:41.55	191	8:37.68			
25	1:04.57	71	2:02.20	71	2:58.57	71	3:55.32	71	4:52.29	111	5:47.73	*1	71	6:46.72	71	7:43.70	24	8:38.44		
71	1:04.94	25	2:02.68	32	3:00.35	32	3:57.32	32	4:54.13	71	5:49.42	32	6:47.69	32	7:44.32	71	8:41.69			
11	1:05.37	11	2:03.18	11	3:00.73	11	3:57.94	8	4:55.23	32	5:50.52	8	6:48.23	8	7:44.75	32	8:42.07			
32	1:05.84	32	2:03.71	8	3:01.69	8	3:58.32	11	4:55.60	8	5:51.53	11	6:50.96	11	7:48.64	8	8:42.19			
8	1:05.93	8	2:04.02	13	3:06.74	18	4:06.21	18	5:05.69	11	5:52.96	111	6:55.99	*1	111	8:03.10	*1	11	8:46.36	
13	1:06.71	13	2:06.11	18	3:07.04	13	4:07.14	13	5:07.45	18	6:06.03	18	7:05.84	18	8:05.32	18	9:06.15			
66	1:07.28	66	2:06.59	66	3:07.61	66	4:08.04	66	5:07.81	13	6:07.84	13	7:07.63	66	8:07.35	66	9:07.15			
18	1:07.58	18	2:07.35	58	3:08.15	58	4:08.50	58	5:08.15	66	6:08.31	66	7:07.95	58	8:08.09	58	9:08.27			
58	1:08.17	58	2:07.97	25	3:14.92	25	4:14.52	25	5:13.36	58	6:08.58	58	7:08.39	13	8:08.51	13	9:09.08			
155	1:10.75	155	2:13.94	155	3:15.85	155	4:17.64	155	5:19.44	25	6:12.50	25	7:11.35	25	8:10.27	25	9:09.08			
111	1:14.85	111	2:21.49	111	3:28.89	111	4:36.66			155	6:21.15	155	7:23.48			111	9:12.43	*1		

NEW ERA RACE RESULTS

Club Championships - Round 9

Mallory Park - Sunday 9th September 2007

PRO-BIKE OPEN & 250cc GRAND PRIX

RESULT - RACE 10

PI	No	Cl	Name	Machine	Entrant/Sponsor	Laps	Time	Behind	MPH	Best Lap on	MPH	
1	15	PB	Doug JOHNSON	Kawasaki 1000		10	9:16.27		89.96	54.48	5	91.85
2	146	PB	John BENNETT	Kawasaki 1000		10	9:25.74	9.47	88.45	55.28	10	90.52
3	38	PB	Michael BLANK	Suzuki 1000	Gemini fire Systems /AFB	10	9:26.71	10.44	88.30	55.56	3	90.06
4	33	PB N	Andy POSCOTIS	Suzuki 1000	Air 2 Hire Airconditioning	10	9:39.49	23.22	86.35	56.74	9	88.19
5	11	PB N	Glen SHAW	Yamaha 1000		10	9:42.32	26.05	85.93	56.95	10	87.87
6	191	PB	Dale GAYSON	Suzuki 1000	Two Wheel Centre	10	9:42.57	26.30	85.90	56.66	9	88.32
7	8	250	Jason GILLARD	Honda 250	JPS Racing	10	9:43.20	26.93	85.80	56.85	5	88.02
8	32	250	John LEWIS	Honda 250	Justin Hicks	10	9:44.14	27.87	85.66	56.77	6	88.15
9	1	PB	Peter SCOTT	Honda 954	Two Wheel Centre	10	9:44.65	28.38	85.59	57.01	10	87.77
10	24	PB	Ian McSEVENEY	Kawasaki 1000	M Bates & Co	10	9:44.71	28.44	85.58	56.97	5	87.84
11	25	PB	Steve MOODY	Suzuki 1000		10	9:55.95	39.68	83.97	58.18	3	86.01
12	66	PB	Shaun W'WOOD-FRAME	Yamaha 1000	The Beauty Box	10	10:01.68	45.41	83.17	58.89	4	84.97
13	18	PB N	Dale THOMSON	Kawasaki 1000		10	10:12.17	55.90	81.74	59.69	2	83.83
14	58	PB N	Patrick WALKER	Kawasaki 1000	Sapphire Glass Merchant	10	10:19.19	1:02.92	80.82	1:00.03	5	83.36
15	13	PB N	Stefan COOK	Yamaha 998	A+M Motorcycles	9	9:17.18	1 Lap	80.83	1:00.54	2	82.66
16	155	250	Mike WILSON	Honda 250		9	9:26.86	1 Lap	79.45	1:00.90	9	82.17
17	111	250	Mark FORD	Honda 250		9	10:21.32	1 Lap	72.48	1:06.93	2	74.76

Not-Classified

56	PB	Samuel WARREN	Yamaha 1000	Carbridge	6	5:37.22	DNF	89.03	55.03	3	90.93
39	PB	Chris POPE	Yamaha 1000		3	2:56.23	DNF	85.18	56.27	2	88.93
41	PB	Mark LITTLER	Kawasaki 1000	Laser Process Ltd	0		Starter				

Disqualified

32	PB	David FERNS		Hazelgrove Plumbing			Remounting after a fall				
----	----	-------------	--	---------------------	--	--	-------------------------	--	--	--	--

Fastest Lap

15	PB	Doug JOHNSON	Kawasaki 1000						54.48	5	91.85
32	250	John LEWIS	Honda 250	Justin Hicks					56.77	6	88.15

Start Time : 15:55

09 Sep 07 16:08

Clerk of Course :

Time Issued :

Chief Timekeeper : Anthony Smith

THESE RESULTS REMAIN PROVISIONAL FOR A MINIMUM OF 30 MINUTES FROM THE TIME OF ISSUE

HS Sports Timing and Results Systems - Results and Lap Times at www.hssports.co.uk

PRO-BIKE OPEN & 250cc GRAND PRIX

LAP TIMES - RACE 10

1	Peter SCOTT										
	Lap	1	2	3	4	5	6	7	8	9	10
	1	1:05.18	58.11	58.47	57.30	57.31	57.84	58.47	57.19	57.77	57.01
8	Jason GILLARD										
	Lap	1	2	3	4	5	6	7	8	9	10
	1	1:06.09	57.79	57.12	57.88	56.85	57.19	58.73	57.30	57.30	56.95
11	Glen SHAW										
	Lap	1	2	3	4	5	6	7	8	9	10
	1	1:04.74	58.16	57.34	57.15	57.10	57.58	58.56	57.39	57.35	56.95
13	Stefan COOK										
	Lap	1	2	3	4	5	6	7	8	9	10
	1	1:09.41	1:00.54	1:00.87	1:00.84	1:01.10	1:01.08	1:01.22	1:00.77	1:01.35	1:02.04
15	Doug JOHNSON										
	Lap	1	2	3	4	5	6	7	8	9	10
	1	1:00.66	55.30	54.88	54.96	54.48	54.88	54.62	54.96	55.23	56.30
18	Dale THOMSON										
	Lap	1	2	3	4	5	6	7	8	9	10
	1	1:08.20	59.69	1:00.21	1:00.88	1:00.45	1:00.09	1:01.07	1:00.52	1:00.53	1:00.53
24	Ian McSEVENEY										
	Lap	1	2	3	4	5	6	7	8	9	10
	1	1:04.30	58.25	57.48	58.05	56.97	57.58	58.45	57.56	57.10	58.97
25	Steve MOODY										
	Lap	1	2	3	4	5	6	7	8	9	10
	1	1:06.61	59.06	58.18	58.34	58.73	58.69	59.05	58.51	58.47	1:00.31
32	John LEWIS										
	Lap	1	2	3	4	5	6	7	8	9	10
	1	1:07.31	57.67	57.18	57.54	57.26	56.77	58.62	57.11	57.38	57.30
32	David FERNS										
	Lap	1	2	3	4	5	6	7	8	9	10
	1	1:03.45	56.15	56.87	55.61	55.42	56.29	1:10.10	56.49	57.73	56.92
33	Andy POSCOTIS										
	Lap	1	2	3	4	5	6	7	8	9	10
	1	1:04.64	58.18	57.76	57.25	57.00	56.77	57.19	57.17	56.74	56.79
38	Michael BLANK										
	Lap	1	2	3	4	5	6	7	8	9	10
	1	1:01.99	55.90	55.56	56.03	55.81	56.06	56.49	56.14	56.87	55.86
39	Chris POPE										
	Lap	1	2	3	4	5	6	7	8	9	10
	1	1:02.28	56.27	57.68							

56	Samuel WARREN										
	Lap	1	2	3	4	5	6	7	8	9	10
	1	1:00.16	56.34	55.03	55.10	55.44	55.15				
58	Patrick WALKER										
	Lap	1	2	3	4	5	6	7	8	9	10
	1	1:09.20	1:01.21	1:00.95	1:00.68	1:00.03	1:00.41	1:01.16	1:01.26	1:01.21	1:03.08
66	Shaun W'WOOD-FRAME										
	Lap	1	2	3	4	5	6	7	8	9	10
	1	1:08.00	58.90	58.97	58.89	59.58	59.42	59.90	59.77	59.05	59.20
111	Mark FORD										
	Lap	1	2	3	4	5	6	7	8	9	10
	1	1:14.93	1:06.93	1:07.23	1:06.98	1:08.19	1:11.36	1:08.08	1:08.72	1:08.90	
146	John BENNETT										
	Lap	1	2	3	4	5	6	7	8	9	10
	1	1:02.96	56.13	56.04	55.70	55.39	57.36	56.04	55.40	55.44	55.28
155	Mike WILSON										
	Lap	1	2	3	4	5	6	7	8	9	10
	1	1:11.21	1:02.92	1:02.77	1:02.87	1:01.96	1:01.66	1:01.62	1:00.95	1:00.90	
191	Dale GAYSON										
	Lap	1	2	3	4	5	6	7	8	9	10
	1	1:05.78	58.38	57.15	56.98	56.99	57.83	58.73	57.29	56.66	56.78

Lap Chart

PRO-BIKE OPEN & 250cc GRAND PRIX - RACE 10

Lap 1		Lap 2		Lap 3		Lap 4		Lap 5		Lap 6		Lap 7		Lap 8		Lap 9		Lap 10	
No	Time	No	Time	No	Time	No	Time	No	Time	No	Time	No	Time	No	Time	No	Time	No	Time
56	1:00.16	15	1:55.96	15	2:50.84	15	3:45.80	15	4:40.28	15	5:35.16	15	6:29.78	15	7:24.74	15	8:19.97	15	9:16.27
15	1:00.66	56	1:56.50	56	2:51.53	56	3:46.63	56	4:42.07	56	5:37.22	38	6:37.84	155	7:25.01 *1	155	8:25.96 *1	13	9:17.18 *1
38	1:01.99	38	1:57.89	38	2:53.45	38	3:49.48	38	4:45.29	38	5:41.35	146	6:39.62	38	7:33.98	146	8:30.46	146	9:25.74
39	1:02.28	39	1:58.55	146	2:55.13	146	3:50.83	146	4:46.22	146	5:43.58	33	6:48.79	146	7:35.02	38	8:30.85	38	9:26.71
146	1:02.96	146	1:59.09	39	2:56.23	32	3:52.08	32	4:47.50	32	5:43.79	11	6:50.63	33	7:45.96	33	8:42.70	155	9:26.86 *1
32	1:03.45	32	1:59.60	32	2:56.47	11	3:57.39	11	4:54.49	111	5:44.26 *1	24	6:51.08	11	7:48.02	11	8:45.37	33	9:39.49
24	1:04.30	24	2:02.55	24	3:00.03	33	3:57.83	33	4:54.83	33	5:51.60	8	6:51.65	24	7:48.64	24	8:45.74	11	9:42.32
33	1:04.64	33	2:02.82	11	3:00.24	24	3:58.08	24	4:55.05	11	5:52.07	191	6:51.84	8	7:48.95	191	8:45.79	191	9:42.57
11	1:04.74	11	2:02.90	33	3:00.58	191	3:58.29	191	4:55.28	24	5:52.63	32	6:52.35	191	7:49.13	8	8:46.25	8	9:43.20
1	1:05.18	1	2:03.29	8	3:01.00	8	3:58.88	8	4:55.73	8	5:52.92	1	6:52.68	32	7:49.46	32	8:46.84	32	9:44.14
191	1:05.78	8	2:03.88	191	3:01.31	1	3:59.06	1	4:56.37	191	5:53.11	32	6:53.89	1	7:49.87	1	8:47.64	1	9:44.65
8	1:06.09	191	2:04.16	1	3:01.76	32	3:59.70	32	4:56.96	32	5:53.73	111	6:55.62 *1	32	7:50.38	32	8:48.11	24	9:44.71
25	1:06.61	32	2:04.98	32	3:02.16	25	4:02.19	25	5:00.92	1	5:54.21	25	6:58.66	25	7:57.17	25	8:55.64	32	9:45.03
32	1:07.31	25	2:05.67	25	3:03.85	66	4:04.76	66	5:04.34	25	5:59.61	66	7:03.66	66	8:03.43	66	9:02.48	25	9:55.95
66	1:08.00	66	2:06.90	66	3:05.87	18	4:08.98	18	5:09.43	66	6:03.76	18	7:10.59	111	8:03.70 *1	18	9:11.64	66	10:01.68
18	1:08.20	18	2:07.89	18	3:08.10	13	4:11.66	58	5:12.07	18	6:09.52	58	7:13.64	18	8:11.11	111	9:12.42 *1	18	10:12.17
58	1:09.20	13	2:09.95	13	3:10.82	58	4:12.04	13	5:12.76	58	6:12.48	13	7:15.06	58	8:14.90	58	9:16.11	58	10:19.19
13	1:09.41	58	2:10.41	58	3:11.36	155	4:19.77	155	5:21.73	13	6:13.84	13	7:15.06	13	8:15.83	13	9:16.11	111	10:21.32 *1
155	1:11.21	155	2:14.13	155	3:16.90	111	4:36.07	111	5:40.07	155	6:23.39	155	7:15.06	155	8:15.83	155	9:16.11	155	10:19.19
111	1:14.93	111	2:21.86	111	3:29.09	111	4:36.07	111	5:40.07	111	6:23.39	111	7:15.06	111	8:15.83	111	9:16.11	111	10:19.19

NEW ERA RACE RESULTS

ACU SUPERMONO CHAMPIONSHIP

RESULTS BY



HS Sports Ltd
Unit 5, Radnor Park Industrial Estate
Congleton, Cheshire CW12 4XN
Tel. +44 (0)1260 275708
Fax +44 (0)1260 278352
www.hssports.co.uk

NEW ERA RACE RESULTS

Club Championships - Round 9 Mallory Park - Sunday 9th September 2007

ACU SUPERMONO CHAMPIONSHIP

TIMED PRACTICE

Pl	No	Cl	Name	Machine	Entrant/Sponsor	Laps	Time on Lap	Behind	MPH
1	77	W	Alex HUTCHINSON	Simoto 450	Smith Sisters	15	56.84	3	88.04
2	25	W	Glen ENGLISH	Yamaha 426	design Data Manager	8	57.02	7	87.76
3	50	W	Daniel ROSAMOND	Tigcraft 450	Tigcraft	8	57.16	5	87.54
4	6	W	Nick CHADWICK	KTM 600	East West Racing	10	57.44	10	87.12
5	57	W	Jon GOOD	Yamaha 680	Carter Cabin Hire	9	59.20	8	84.53
6	37	W	Michael PAYNE	Honda 450	Nova Racing	13	59.21	13	84.51
7	8	A	Dave HARNETT	Honda 600	Pressfab / Tigcraft	8	59.24	6	84.47
8	62	W	Aaron EASTER	Tigcraft Honda 450	Team Psyclo	17	59.25	14	84.46
9	99	A	Scott RICHARDSON	RSL Steeper 800	RSL Steeper	7	59.33	5	84.34
10	44	W	Mick BURGE	Hossack-TM 595	Tekmotive	12	59.75	8	83.75
11	17	W	Brett PRICE	Harris 686		13	59.88	4	83.57
12	31	W	Mick HAMMONDS	Spondon Husqvarn	Tuff Trailers / Ark Racing	5	1:00.14	4	83.21
13	11	W	Richard FOGG	Yamaha 450	RF Joinery & M&B Racing	13	1:00.24	4	83.07
14	90	A	Laine MARTIN	Harris/Rotax 636	Aztech Computer Recruitment	12	1:00.28	6	83.01
15	19	W	Perry GOLDSTEIN	KTM 610	Hyside KTM / Bandit Bikes	8	1:00.40	6	82.85
16	7	W	Charlie FAZACKERLEY	Honda 450	Rock and Road M/cs	8	1:03.11	7	79.29
17	42	A	Andrew MCCOMBE	Gallina Suzuki 800	Tindle Newspapers	3	1:03.50	1	78.80
18	18	W	Justin HICKS	Yamaha 760		10	1:03.60	2	78.68
19	27	W	Anthony DAVIES	MUZ 720		9	1:04.01	2	78.18
20	111	W	Andrew DRIVER	MUZ 760	Slipstream	7	1:04.90	1	77.10
21	75	W	Paul BALDOCK	Tigcraft 426	The Wife !	16	1:05.13	5	76.83
22	54	A	Dave BENNETT	Tigcraft Yamaha 62	Giantimaging	6	1:06.07	6	75.74
23	24	A	Sam GLEESON	Suzuki 600	KP Evans Plumbing	13	1:08.95	13	72.57
24	122	A	John R GOOD	Yamaha 620		13	1:15.22	11	66.52

No. 37 - Penalised fastest lap for yellow flag infringement

Start Time : 11:13

09 Sep 07 11:33

Clerk of Course :

Time Issued :

Chief Timekeeper : Anthony Smith

THESE RESULTS REMAIN PROVISIONAL FOR A MINIMUM OF 30 MINUTES FROM THE TIME OF ISSUE

HS Sports Timing and Results Systems - Results and Lap Times at www.hssports.co.uk

ACU SUPERMONO CHAMPIONSHIP

LAP TIMES - TIMED PRACTICE

6	Nick CHADWICK										
Lap	1	2	3	4	5	6	7	8	9	10	
1	1:00.75	59.58	58.71	59.44	58.49	57.51	57.67	57.95	57.47	57.44	
7	Charlie FAZACKERLEY										
Lap	1	2	3	4	5	6	7	8	9	10	
1	1:04.95	1:03.57	1:06.05	1:06.24	1:03.23	1:03.71	1:03.11	1:03.59			
8	Dave HARNETT										
Lap	1	2	3	4	5	6	7	8	9	10	
1	1:01.27	1:01.21	1:02.12	1:00.00	59.45	59.24	1:01.06	1:01.14			
11	Richard FOGG										
Lap	1	2	3	4	5	6	7	8	9	10	
1	1:12.28	1:02.51	1:01.19	1:00.24	1:00.44	1:00.41	1:00.96	1:02.70	1:00.30	1:02.25	
11	1:02.52	1:03.71	1:02.78								
17	Brett PRICE										
Lap	1	2	3	4	5	6	7	8	9	10	
1	1:01.63	1:03.11	1:00.69	59.88	1:01.40	1:01.18	1:01.66	1:01.36	1:02.94	1:01.09	
11	1:01.37	1:00.97	1:02.55								
18	Justin HICKS										
Lap	1	2	3	4	5	6	7	8	9	10	
1	1:04.26	1:03.60	1:05.75	1:26.74	1:05.44	1:07.53	1:04.57	1:06.31	1:06.18	1:04.71	
19	Perry GOLDSTEIN										
Lap	1	2	3	4	5	6	7	8	9	10	
1	1:03.66	1:02.37	1:01.87	1:00.73	1:00.75	1:00.40	1:03.59	1:03.62			
24	Sam GLEESON										
Lap	1	2	3	4	5	6	7	8	9	10	
1	1:14.42	1:12.04	1:11.85	1:10.86	1:11.52	1:10.16	1:11.13	1:11.35	1:10.89	1:10.77	
11	1:09.23	1:10.13	1:08.95								
25	Glen ENGLISH										
Lap	1	2	3	4	5	6	7	8	9	10	
1	59.23	58.88	57.95	59.06	58.18	58.34	57.02	57.58			
27	Anthony DAVIES										
Lap	1	2	3	4	5	6	7	8	9	10	
1	1:08.12	1:04.01	1:05.28	1:04.36	1:04.57	1:06.26	1:04.25	1:10.01	1:07.43		
31	Mick HAMMONDS										
Lap	1	2	3	4	5	6	7	8	9	10	
1	1:01.83	1:02.65	1:00.86	1:00.14	1:02.08						
37	Michael PAYNE										
Lap	1	2	3	4	5	6	7	8	9	10	
1	1:02.29	1:00.28	1:01.27	1:00.28	59.53	59.88	1:01.18	59.93	1:00.59	-	
11	1:00.19	1:00.12	59.21								

42	Andrew MCCOMBE										
	Lap	1	2	3	4	5	6	7	8	9	10
	1	1:03.50	4:54.82	1:04.36							
44	Mick BURGE										
	Lap	1	2	3	4	5	6	7	8	9	10
	1	1:03.06	1:02.32	1:00.40	1:00.38	1:00.26	59.87	1:00.33	59.75	1:01.72	1:00.78
	11	1:00.64	1:00.21								
50	Daniel ROSAMOND										
	Lap	1	2	3	4	5	6	7	8	9	10
	1	58.61	57.81	59.10	58.31	57.16	57.78	58.39	57.47		
54	Dave BENNETT										
	Lap	1	2	3	4	5	6	7	8	9	10
	1	1:09.06	1:07.45	1:07.84	1:08.29	1:07.74	1:06.07				
57	Jon GOOD										
	Lap	1	2	3	4	5	6	7	8	9	10
	1	1:02.47	1:06.04	3:29.90	1:00.04	1:00.10	59.76	59.86	59.20	59.25	
62	Aaron EASTER										
	Lap	1	2	3	4	5	6	7	8	9	10
	1	1:02.55	1:01.22	1:02.09	1:01.05	1:00.12	1:02.46	1:04.20	1:01.30	59.76	1:04.29
	11	1:05.25	1:03.03	59.75	59.25	1:00.55	59.82	1:02.13			
75	Paul BALDOCK										
	Lap	1	2	3	4	5	6	7	8	9	10
	1	1:07.80	1:07.77	1:05.74	1:05.32	1:05.13	1:05.35	1:06.12	1:05.63	1:07.32	1:08.15
	11	1:09.15	1:07.82	1:05.21	1:06.24	1:05.62	1:05.59				
77	Alex HUTCHINSON										
	Lap	1	2	3	4	5	6	7	8	9	10
	1	57.63	56.97	56.84	57.16	57.44	57.74	57.10	56.95	57.42	58.00
	11	2:39.91	57.26	58.49	57.26	1:00.29					
90	Laine MARTIN										
	Lap	1	2	3	4	5	6	7	8	9	10
	1	1:04.35	1:02.45	1:01.60	1:01.31	1:01.21	1:00.28	1:01.32	1:02.00	1:00.77	1:03.23
	11	1:01.23	1:00.64								
99	Scott RICHARDSON										
	Lap	1	2	3	4	5	6	7	8	9	10
	1	1:01.39	1:01.89	1:00.33	59.87	59.33	59.90	2:33.42			
111	Andrew DRIVER										
	Lap	1	2	3	4	5	6	7	8	9	10
	1	1:04.90	1:06.40	1:05.45	1:05.67	1:05.25	1:05.69	1:07.89			
122	John R GOOD										
	Lap	1	2	3	4	5	6	7	8	9	10
	1	1:18.47	1:16.34	1:15.82	1:16.61	1:16.49	1:15.87	1:15.63	1:16.46	1:16.06	1:16.77
	11	1:15.22	1:16.10	1:15.94							


NEW ERA RACE GRID

ACU SUPERMONO CHAMPIONSHIP

RACE 5

ROW 6	122 01:15.220 R GOOD 24	24 01:08.950 GLEESON 23	54 01:06.070 BENNETT 22	75 01:05.130 BALDOCK 21
ROW 5	111 01:04.900 DRIVER 20	27 01:04.010 DAVIES 19	18 01:03.600 HICKS 18	42 01:03.500 MCCOMBE 17
ROW 4	7 01:03.110 FAZACKERLEY 16	19 01:00.400 GOLDSTEIN 15	90 01:00.280 MARTIN 14	11 01:00.240 FOGG 13
ROW 3	31 01:00.140 HAMMONDS 12	17 00:59.880 PRICE 11	44 00:59.750 BURGE 10	99 00:59.330 RICHARDSON 9
ROW 2	62 00:59.250 EASTER 8	8 00:59.240 HARNETT 7	37 00:59.210 PAYNE 6	57 00:59.200 GOOD 5
ROW 1	6 00:57.440 CHADWICK 4	50 00:57.160 ROSAMOND 3	25 00:57.020 ENGLISH 2	77 00:56.840 HUTCHINSON 1

POLE



NEW ERA RACE RESULTS

Club Championships - Round 9 Mallory Park - Sunday 9th September 2007

ACU SUPERMONO CHAMPIONSHIP RESULT - RACE 5

PI	No	Cl	Name	Machine	Entrant/Sponsor	Laps	Time	Behind	MPH	Best Lap on	MPH	
1	77	W	Alex HUTCHINSON	Simoto 450	Smith Sisters	18	17:23.75		86.30	56.78	3	88.13
2	25	W	Glen ENGLISH	Yamaha 426	design Data Manager	18	17:43.69	19.94	84.68	58.32	2	85.80
3	37	W	Michael PAYNE	Honda 450	Nova Racing	17	16:56.25	1 Lap	83.71	58.58	6	85.42
4	90	A	Laine MARTIN	Harris/Rotax 636	Aztech Computer Recruit	17	17:09.74	1 Lap	82.61	59.01	15	84.80
5	62	W	Aaron EASTER	Tigcraft Honda 450	Team Psyco	17	17:12.44	1 Lap	82.40	59.35	9	84.31
6	42	A	Andrew MCCOMBE	Gallina Suzuki 800	Tindle Newspapers	17	17:32.72	1 Lap	80.81	1:00.48	13	82.74
7	17	W	Brett PRICE	Harris 686		17	17:34.05	1 Lap	80.71	1:00.80	3	82.30
8	7	W	Charlie FAZACKERLEY	Honda 450	Rock and Road M/cs	17	17:36.12	1 Lap	80.55	1:00.85	7	82.24
9	111	W	Andrew DRIVER	MUZ 760	Slipstream	16	17:13.78	2 Laps	77.45	1:02.22	13	80.42
10	54	A	Dave BENNETT	Tigcraft Yamaha 6	Giantimaging	16	17:35.28	2 Laps	75.87	1:04.46	14	77.63
11	75	W	Paul BALDOCK	Tigcraft 426	The Wife !	16	17:45.08	2 Laps	75.17	1:05.48	12	76.42
12	24	A	Sam GLEESON	Suzuki 600	KP Evans Plumbing	15	17:42.56	3 Laps	70.64	1:08.60	13	72.94
13	122	A	John R GOOD	Yamaha 620		14	17:33.51	4 Laps	66.50	1:13.59	14	68.00

Not-Classified

27	W	Anthony DAVIES	MUZ 720			15	16:31.43	DNF	75.71	1:04.25	14	77.88
11	W	Richard FOGG	Yamaha 450	RF Joinery & M&B Racing		8	8:19.43	DNF	80.16	59.85	4	83.61
6	W	Nick CHADWICK	KTM 600	East West Racing		4	3:57.46	DNF	84.29	57.50	4	87.03
8	A	Dave HARNETT	Honda 600	Pressfab / Tigcraft		2	2:09.17	DNF	77.48	1:02.13	2	80.54
44	W	Mick BURGE	Hossack-TM 595	Tekmotive		1	1:08.68	DNF	72.86		0	0.00
18	W	Justin HICKS	Yamaha 760			0		Starter				
19	W	Perry GOLDSTEIN	KTM 610	Hyside KTM / Bandit Bikes		0		Starter				

Fastest Lap

77	W	Alex HUTCHINSON	Simoto 450	Smith Sisters					86.30	56.78	3	88.13
90	A	Laine MARTIN	Harris/Rotax 636	Aztech Computer Recruitme					82.61	59.01	15	84.80

RED FLAGGED RACE

Start Time : 14:04

09 Sep 07 14:27

Clerk of Course :

Time Issued :

Chief Timekeeper : Anthony Smith

THESE RESULTS REMAIN PROVISIONAL FOR A MINIMUM OF 30 MINUTES FROM THE TIME OF ISSUE

HS Sports Timing and Results Systems - Results and Lap Times at www.hssports.co.uk

ACU SUPERMONO CHAMPIONSHIP

LAP TIMES - RACE 5

6	Nick CHADWICK									
Lap	1	2	3	4	5	6	7	8	9	10
1	1:04.20	57.68	58.08	57.50						
7	Charlie FAZACKERLEY									
Lap	1	2	3	4	5	6	7	8	9	10
1	1:09.49	1:01.88	1:02.04	1:02.10	1:01.11	1:01.49	1:00.85	1:01.59	1:01.82	1:02.42
11	1:01.27	1:01.37	1:01.17	1:00.96	1:01.64	1:01.36	1:03.56			
8	Dave HARNETT									
Lap	1	2	3	4	5	6	7	8	9	10
1	1:07.04	1:02.13								
11	Richard FOGG									
Lap	1	2	3	4	5	6	7	8	9	10
1	1:09.01	1:00.80	1:00.85	59.85	1:01.69	1:03.15	1:01.91	1:02.17		
17	Brett PRICE									
Lap	1	2	3	4	5	6	7	8	9	10
1	1:06.71	1:01.63	1:00.80	1:01.00	1:01.74	1:03.24	1:01.77	1:02.13	1:02.70	1:02.87
11	1:01.19	1:01.49	1:00.93	1:01.10	1:01.67	1:01.43	1:01.65			
24	Sam GLEESON									
Lap	1	2	3	4	5	6	7	8	9	10
1	1:19.16	1:10.60	1:10.97	1:10.84	1:10.79	1:10.25	1:12.92	1:11.56	1:09.73	1:09.25
11	1:10.09	1:08.63	1:08.60	1:09.77	1:09.40					
25	Glen ENGLISH									
Lap	1	2	3	4	5	6	7	8	9	10
1	1:02.84	58.32	58.96	58.46	58.87	58.64	58.72	58.79	58.78	58.82
11	59.20	58.53	58.33	58.72	58.78	58.50	58.93	1:01.50		
27	Anthony DAVIES									
Lap	1	2	3	4	5	6	7	8	9	10
1	1:12.85	1:05.49	1:05.57	1:06.91	1:06.17	1:05.46	1:04.86	1:05.02	1:05.28	1:05.19
11	1:06.01	1:06.43	1:06.06	1:04.25	1:05.88					
37	Michael PAYNE									
Lap	1	2	3	4	5	6	7	8	9	10
1	1:08.01	1:00.39	59.34	59.44	59.24	58.58	58.71	58.67	58.63	59.73
11	59.81	59.07	59.10	58.81	58.93	59.81	59.98			
42	Andrew MCCOMBE									
Lap	1	2	3	4	5	6	7	8	9	10
1	1:08.57	1:03.09	1:01.97	1:01.43	1:00.99	1:01.59	1:00.81	1:01.78	1:01.79	1:02.08
11	1:01.02	1:01.17	1:00.48	1:00.96	1:01.07	1:01.75	1:02.17			
44	Mick BURGE									
Lap	1	2	3	4	5	6	7	8	9	10
1	1:08.68									

54 Dave BENNETT

Lap	1	2	3	4	5	6	7	8	9	10
1	1:15.36	1:05.80	1:06.27	1:05.36	1:05.45	1:05.06	1:05.12	1:04.66	1:05.04	1:04.84
11	1:05.79	1:06.80	1:05.16	1:04.46	1:05.47	1:04.64				

62 Aaron EASTER

Lap	1	2	3	4	5	6	7	8	9	10
1	1:05.29	59.80	1:00.06	1:00.12	1:00.71	59.59	59.44	59.63	59.35	1:00.47
11	1:00.02	1:00.59	1:00.68	1:01.29	1:01.20	1:01.35	1:02.85			

75 Paul BALDOCK

Lap	1	2	3	4	5	6	7	8	9	10
1	1:16.09	1:05.99	1:06.30	1:05.65	1:05.66	1:06.17	1:06.38	1:05.93	1:06.38	1:05.81
11	1:05.63	1:05.48	1:05.72	1:06.00	1:05.63	1:06.26				

77 Alex HUTCHINSON

Lap	1	2	3	4	5	6	7	8	9	10
1	1:00.93	57.13	56.78	57.13	57.81	57.17	57.86	57.42	57.43	57.04
11	57.42	57.39	57.86	58.74	58.29	58.31	58.32	1:00.72		

90 Laine MARTIN

Lap	1	2	3	4	5	6	7	8	9	10
1	1:06.97	1:02.60	1:00.11	59.19	59.27	1:00.57	1:00.53	1:00.36	1:00.42	1:00.18
11	1:00.83	1:00.21	1:00.67	59.80	59.01	59.33	59.69			

111 Andrew DRIVER

Lap	1	2	3	4	5	6	7	8	9	10
1	1:12.94	1:03.85	1:04.62	1:05.05	1:04.88	1:04.82	1:04.17	1:04.44	1:04.09	1:03.37
11	1:04.37	1:04.63	1:02.22	1:03.22	1:04.38	1:02.73				

122 John R GOOD

Lap	1	2	3	4	5	6	7	8	9	10
1	1:22.47	1:14.62	1:15.02	1:14.74	1:15.89	1:14.99	1:14.85	1:14.68	1:15.02	1:15.04
11	1:14.35	1:14.01	1:14.24	1:13.59						

Lap Chart

ACU SUPERMONO CHAMPIONSHIP - RACE 5

Lap 1		Lap 2		Lap 3		Lap 4		Lap 5		Lap 6		Lap 7		Lap 8		Lap 9		Lap 10	
No	Time	No	Time	No	Time	No	Time	No	Time	No	Time	No	Time	No	Time	No	Time	No	Time
77	1:00.93	77	1:58.06	77	2:54.84	77	3:51.97	77	4:49.78	77	5:46.95	77	6:44.81	77	7:42.23	77	8:39.66	77	9:36.70
25	1:02.84	25	2:01.16	6	2:59.96	122	3:52.11 *1	24	4:51.57 *1	25	5:56.09	75	6:45.86 *1	27	7:47.31 *1	111	8:44.77 *1	24	9:37.09 *2
6	1:04.20	6	2:01.88	25	3:00.12	6	3:57.46	25	4:57.45	24	6:02.36 *1	25	6:54.81	54	7:48.42 *1	27	8:52.33 *1	111	9:48.86 *1
62	1:05.29	62	2:05.09	62	3:05.15	25	3:58.58	62	5:05.98	37	6:05.00	37	7:03.71	75	7:52.24 *1	25	8:52.38	25	9:51.20
17	1:06.71	17	2:08.34	37	3:07.74	62	4:05.27	37	5:06.42	62	6:05.57	62	7:05.01	25	7:53.60	122	8:52.58 *2	27	9:57.61 *1
90	1:06.97	37	2:08.40	17	3:09.14	37	4:07.18	122	5:06.85 *1	90	6:08.71	90	7:09.24	37	8:02.38	54	8:53.08 *1	54	9:58.12 *1
8	1:07.04	8	2:09.17	90	3:09.68	90	4:08.87	90	5:08.14	17	6:15.12	24	7:12.61 *1	62	8:04.64	75	8:58.17 *1	37	10:00.74
37	1:08.01	90	2:09.57	11	3:10.66	17	4:10.14	17	5:11.88	11	6:15.35	17	7:16.89	90	8:09.60	37	9:01.01	62	10:04.46
42	1:08.57	11	2:09.81	7	3:13.41	11	4:10.51	11	5:12.20	42	6:17.64	11	7:17.26	17	8:19.02	62	9:03.99	75	10:04.55 *1
44	1:08.68	7	2:11.37	42	3:13.63	42	4:15.06	42	5:16.05	7	6:18.11	42	7:18.45	11	8:19.43	90	9:10.02	122	10:07.26 *2
11	1:09.01	42	2:11.66	111	3:21.41	7	4:15.51	7	5:16.62	122	6:22.74 *1	7	7:18.96	42	8:20.23	17	9:21.72	90	10:10.20
7	1:09.49	111	2:16.79	27	3:23.91	111	4:26.46	111	5:31.34	111	6:36.16	122	7:37.73 *1	7	8:20.55	42	9:22.02	42	10:24.10
27	1:12.85	27	2:18.34	54	3:27.43	27	4:30.82	27	5:36.99	27	6:42.45	111	7:40.33	24	8:25.53 *1	7	9:22.37	17	10:24.59
111	1:12.94	54	2:21.16	75	3:28.38	54	4:32.79	54	5:38.24	54	6:43.30							7	10:24.79
54	1:15.36	75	2:22.08	24	3:40.73	75	4:34.03	75	5:39.69										
75	1:16.09	24	2:29.76																
24	1:19.16	122	2:37.09																
122	1:22.47																		

Lap Chart

ACU SUPERMONO CHAMPIONSHIP - RACE 5

Lap 11		Lap 12		Lap 13		Lap 14		Lap 15		Lap 16		Lap 17		Lap 18		Lap 19		Lap 20	
No	Time	No	Time	No	Time	No	Time	No	Time	No	Time	No	Time	No	Time	No	Time	No	Time
77	10:34.12	77	11:31.51	77	12:29.37	77	13:28.11	77	14:26.40	77	15:24.71	77	16:23.03	77	17:23.75				
24	10:46.82 *2	25	11:48.93	122	12:37.32 *3	17	13:28.20 *1	75	14:27.19 *2	54	15:25.17 *2	42	16:30.55 *1	42	17:32.72 *1				
25	10:50.40	24	11:56.07 *2	25	12:47.26	7	13:28.60 *1	42	14:27.73 *1	27	15:25.55 *2	54	16:30.64 *2	122	17:33.51 *4				
111	10:52.23 *1	111	11:56.60 *1	37	12:58.72	25	13:45.98	17	14:29.30 *1	42	15:28.80 *1	27	16:31.43 *2	17	17:34.05 *1				
37	11:00.55	37	11:59.62	111	13:01.23 *1	122	13:51.67 *3	7	14:29.56 *1	17	15:30.97 *1	17	16:32.40 *1	54	17:35.28 *2				
27	11:02.80 *1	62	12:05.07	62	13:05.75	37	13:57.53	25	14:44.76	7	15:31.20 *1	7	16:32.56 *1	7	17:36.12 *1				
54	11:02.96 *1	54	12:08.75 *1	24	13:06.16 *2	111	14:03.45 *1	37	14:56.46	75	15:33.19 *2	24	16:33.16 *3	24	17:42.56 *3				
62	11:04.48	27	12:08.81 *1	90	13:11.91	62	14:07.04	122	15:05.68 *3	25	15:43.26	75	16:38.82 *2	25	17:43.69				
75	11:10.36 *1	90	12:11.24	27	13:15.24 *1	90	14:11.71	111	15:06.67 *1	37	15:56.27	25	16:42.19	75	17:45.08 *2				
90	11:11.03	75	12:15.99 *1	54	13:15.55 *1	24	14:14.79 *2	62	15:08.24	62	16:09.59	37	16:56.25						
122	11:22.28 *2	42	12:26.29	75	13:21.47 *1	54	14:20.71 *1	90	15:10.72	90	16:10.05	90	17:09.74						
42	11:25.12	17	12:27.27	42	13:26.77	27	14:21.30 *1	24	15:23.39 *2	111	16:11.05 *1	62	17:12.44						
17	11:25.78	7	12:27.43							122	16:19.92 *3	111	17:13.78 *1						
7	11:26.06																		

NEW ERA RACE RESULTS

FORMULA 600

RESULTS BY



HS Sports Ltd
Unit 5, Radnor Park Industrial Estate
Congleton, Cheshire CW12 4XN
Tel. +44 (0)1260 275708
Fax +44 (0)1260 278352
www.hssports.co.uk

NEW ERA RACE RESULTS

Club Championships - Round 9 Mallory Park - Sunday 9th September 2007

FORMULA 600

TIMED PRACTICE

Pl	No	Cl	Name	Machine	Entrant/Sponsor	Laps	Time on Lap	Behind	MPH	
1	34	F6	Robert FREAR	Yamaha 600		8	56.70	6	88.25	
2	76	F6	Andrew HOOPER	Yamaha 600		8	57.00	7	00.30	87.79
3	25	F6	Mike DICKINSON	Yamaha 600		8	57.19	8	00.49	87.50
4	64	F6	Chris FABIAN	Yamaha 600	Motor Surgery	8	57.20	6	00.50	87.48
5	92	F6	Jon WOODCOCK	Honda 600	Car & Comercial Cosmetics	8	57.21	4	00.51	87.47
6	58	F6	Ricky SIMMONDS	Honda 600	MGB Motorcycles	8	57.35	3	00.65	87.25
7	99	F6 N	Matthew WOOLRIDGE	Triumph 675		3	57.58	3	00.88	86.91
8	11	F6	Mick GOODINGS	Yamaha 600		8	57.74	3	01.04	86.66
9	69	F6 N	Daniel MILES	Honda 600	DAB Engineering	8	57.85	8	01.15	86.50
10	100	F6	Steven BUTTERWORTH	Suzuki 600		8	57.94	4	01.24	86.37
11	45	F6	Dean PEARCE	Honda 600		8	58.20	6	01.50	85.98
12	73	F6	David THOMSON	Kawasaki 600	Alive Computers	8	58.41	8	01.71	85.67
13	142	F6	Nicholas RICHARDS	Honda 600	Robert Rooke	7	58.91	7	02.21	84.94
14	20	F6 N	Warren REEVE	Honda 600	Warren Reeve Racing	8	58.93	8	02.23	84.91
15	169	F6 N	Darryl COX	Honda 600	SC Windows	8	58.94	4	02.24	84.90
16	80	F6	Paul BANNISTER	Yamaha 600		7	1:00.32	5	03.62	82.96
17	96	F6 N	Graham BOWERS	Kawasaki 600	PJF & Sons Flat Roofing	7	1:00.63	4	03.93	82.53
18	511	F6	Adam PARKER	Yamaha 600		7	1:00.80	4	04.10	82.30
19	23	F6 N	Steve TAYLOR	Yamaha 600	FBSABC M/c Racing	5	1:01.13	3	04.43	81.86
20	28	F6 N	Danny BROWN	Honda 600	Edmundson Electrical	7	1:01.33	7	04.63	81.59
21	60	F6 N	Graham ARNOLD	Kawasaki 600	Andy House Body Repairs	7	1:01.43	4	04.73	81.46
22	49	F6 N	Joseph DWYER	Suzuki 600		7	1:02.50	7	05.80	80.06
23	40	F6	Adam GREEN	Yamaha 600		7	1:03.18	6	06.48	79.20
24	86	F6 N	Jonathan STRAW	Yamaha 600	D&S Storage Ltd	6	1:09.29	4	12.59	72.22

Start Time : 10:25

09 Sep 07 10:35

Clerk of Course :

Time Issued :

Chief Timekeeper : Anthony Smith

THESE RESULTS REMAIN PROVISIONAL FOR A MINIMUM OF 30 MINUTES FROM THE TIME OF ISSUE

HS Sports Timing and Results Systems - Results and Lap Times at www.hssports.co.uk

FORMULA 600

LAP TIMES - TIMED PRACTICE

11 Mick GOODINGS

Lap	1	2	3	4	5	6	7	8	9	10
1	58.81	59.38	57.74	58.53	58.71	58.02	59.01	59.58		

20 Warren REEVE

Lap	1	2	3	4	5	6	7	8	9	10
1	1:02.02	1:00.99	59.61	1:00.00	59.67	59.95	59.02	58.93		

23 Steve TAYLOR

Lap	1	2	3	4	5	6	7	8	9	10
1	1:04.85	1:03.24	1:01.13	1:01.18	1:01.42					

25 Mike DICKINSON

Lap	1	2	3	4	5	6	7	8	9	10
1	1:04.12	1:01.10	58.92	1:00.07	57.70	57.38	57.27	57.19		

28 Danny BROWN

Lap	1	2	3	4	5	6	7	8	9	10
1	1:07.97	1:03.41	1:02.58	1:01.97	1:01.96	1:01.74	1:01.33			

34 Robert FREAR

Lap	1	2	3	4	5	6	7	8	9	10
1	58.00	58.81	58.96	58.20	57.51	56.70	56.83	56.90		

40 Adam GREEN

Lap	1	2	3	4	5	6	7	8	9	10
1	1:16.84	1:11.32	1:09.01	1:05.73	1:03.66	1:03.18	1:03.83			

45 Dean PEARCE

Lap	1	2	3	4	5	6	7	8	9	10
1	1:00.38	59.30	1:01.04	59.71	58.61	58.20	58.83	58.47		

49 Joseph DWYER

Lap	1	2	3	4	5	6	7	8	9	10
1	1:05.95	1:04.29	1:04.02	1:04.15	1:03.44	1:03.94	1:02.50			

58 Ricky SIMMONDS

Lap	1	2	3	4	5	6	7	8	9	10
1	58.44	57.94	57.35	59.25	58.11	57.92	57.94	57.85		

60 Graham ARNOLD

Lap	1	2	3	4	5	6	7	8	9	10
1	1:06.67	1:03.31	1:01.94	1:01.43	1:01.73	1:02.76	1:02.87			

64 Chris FABIAN

Lap	1	2	3	4	5	6	7	8	9	10
1	1:01.04	58.96	58.66	59.11	58.14	57.20	57.27	57.53		

69 Daniel MILES


Lap	1	2	3	4	5	6	7	8	9	10
1	1:02.31	1:00.64	1:01.95	59.03	58.99	58.48	57.93	57.85		

73	David THOMSON									
Lap	1	2	3	4	5	6	7	8	9	10
1	1:03.21	1:00.48	1:00.41	59.89	59.91	59.72	59.09	58.41		
76	Andrew HOOPER									
Lap	1	2	3	4	5	6	7	8	9	10
1	59.69	57.57	57.58	57.29	58.33	57.33	57.00	58.48		
80	Paul BANNISTER									
Lap	1	2	3	4	5	6	7	8	9	10
1	1:06.84	1:01.86	1:01.19	1:01.76	1:00.32	1:00.45	1:00.75			
86	Jonathan STRAW									
Lap	1	2	3	4	5	6	7	8	9	10
1	1:13.11	1:12.43	1:10.70	1:09.29	1:10.04	1:10.01				
92	Jon WOODCOCK									
Lap	1	2	3	4	5	6	7	8	9	10
1	1:01.74	58.90	57.72	57.21	57.45	57.61	58.55	58.22		
96	Graham BOWERS									
Lap	1	2	3	4	5	6	7	8	9	10
1	1:09.44	1:02.44	1:02.04	1:00.63	1:00.75	1:01.60	1:01.47			
99	Matthew WOOLRIDGE									
Lap	1	2	3	4	5	6	7	8	9	10
1	58.13	58.00	57.58							
100	Steven BUTTERWORTH									
Lap	1	2	3	4	5	6	7	8	9	10
1	1:00.72	58.60	58.64	57.94	58.00	58.30	1:04.16	59.16		
142	Nicholas RICHARDS									
Lap	1	2	3	4	5	6	7	8	9	10
1	1:03.40	1:01.01	59.94	59.96	59.35	1:00.47	58.91			
169	Darryl COX									
Lap	1	2	3	4	5	6	7	8	9	10
1	1:01.15	1:00.16	59.54	58.94	59.57	59.20	59.55	59.15		
511	Adam PARKER									
Lap	1	2	3	4	5	6	7	8	9	10
1	1:04.50	1:02.23	1:01.88	1:00.80	1:00.83	1:01.85	1:01.23			

NEW ERA RACE GRID

FORMULA 600 RACE 6 & RACE 11

ROW 6	86 01:09.290 STRAW 24	40 01:03.180 GREEN 23	49 01:02.500 DWYER 22	60 01:01.430 ARNOLD 21
ROW 5	28 01:01.330 BROWN 20	23 01:01.130 TAYLOR 19	511 01:00.800 PARKER 18	96 01:00.630 BOWERS 17
ROW 4	80 01:00.320 BANNISTER 16	169 00:58.940 COX 15	20 00:58.930 REEVE 14	142 00:58.910 RICHARDS 13
ROW 3	73 00:58.410 THOMSON 12	45 00:58.200 PEARCE 11	100 00:57.940 BUTTERWORTH 10	69 00:57.850 MILES 9
ROW 2	11 00:57.740 GOODINGS 8	99 00:57.580 WOOLRIDGE 7	58 00:57.350 SIMMONDS 6	92 00:57.210 WOODCOCK 5
ROW 1	64 00:57.200 FABIAN 4	25 00:57.190 DICKINSON 3	76 00:57.000 HOOPER 2	34 00:56.700 FREAR 1
				POLE



NEW ERA RACE RESULTS

Club Championships - Round 9 Mallory Park - Sunday 9th September 2007

FORMULA 600 RESULT - RACE 6

PI	No	Cl	Name	Machine	Entrant/Sponsor	Laps	Time	Behind	MPH	Best Lap on	MPH
1	92	F6	Jon WOODCOCK	Honda 600	Car & Comercial Cosmeti	8	7:38.34		87.34	56.46	7 88.63
2	76	F6	Andrew HOOPER	Yamaha 600		8	7:39.20	0.86	87.18	56.21	6 89.02
3	11	F6	Mick GOODINGS	Yamaha 600		8	7:39.88	1.54	87.05	56.55	5 88.49
4	58	F6	Ricky SIMMONDS	Honda 600	MGB Motorcycles	8	7:45.37	7.03	86.02	56.88	4 87.97
5	64	F6	Chris FABIAN	Yamaha 600	Motor Surgery	8	7:47.91	9.57	85.55	57.45	5 87.10
6	99	F6 N	Matthew WOOLRIDGE	Triumph 675		8	7:53.26	14.92	84.59	57.26	6 87.39
7	73	F6	David THOMSON	Kawasaki 600	Alive Computers	8	7:57.05	18.71	83.92	58.11	5 86.11
8	142	F6	Nicholas RICHARDS	Honda 600	Robert Rooke	8	7:57.60	19.26	83.82	57.81	6 86.56
9	169	F6 N	Darryl COX	Honda 600	SC Windows	8	7:57.73	19.39	83.80	57.69	6 86.74
10	20	F6 N	Warren REEVE	Honda 600	Warren Reeve Racing	8	7:58.12	19.78	83.73	58.65	6 85.32
11	45	F6	Dean PEARCE	Honda 600		8	8:04.09	25.75	82.70	57.75	5 86.65
12	22	F6	Matthew NORMAN	Kawasaki 600		8	8:11.27	32.93	81.49	58.95	8 84.89
13	96	F6 N	Graham BOWERS	Kawasaki 600	PJF & Sons Flat Roofing	8	8:14.02	35.68	81.03	1:00.43	3 82.81
14	80	F6 N	Paul BANNISTER	Yamaha 600		8	8:17.29	38.95	80.50	1:00.03	7 83.36
15	511	F6	Adam PARKER	Yamaha 600		8	8:20.39	42.05	80.00	1:00.87	8 82.21
16	23	F6 N	Steve TAYLOR	Yamaha 600	FBSABC M/c Racing	8	8:22.86	44.52	79.61	1:00.50	5 82.71
17	28	F6 N	Danny BROWN	Honda 600	Edmundson Electrical	8	8:22.97	44.63	79.59	1:00.03	8 83.36
18	60	F6 N	Graham ARNOLD	Kawasaki 600	Andy House Body Repair	8	8:25.17	46.83	79.24	1:01.31	6 81.62
19	49	F6 N	Joseph DWYER	Suzuki 600		8	8:27.65	49.31	78.86	1:01.95	8 80.77
20	40	F6	Adam GREEN	Yamaha 600		8	8:27.96	49.62	78.81	1:00.85	8 82.24
21	86	F6 N	Jonathan STRAW	Yamaha 600	D&S Storage Ltd	7	7:57.27	1 Lap	73.39	1:06.17	3 75.62

Not-Classified

69	F6 N	Daniel MILES	Honda 600	DAB Engineering	3	3:03.85	DNF	81.65	58.72	2	85.22
----	------	--------------	-----------	-----------------	---	---------	-----	-------	-------	---	-------

Fastest Lap

76	F6	Andrew HOOPER	Yamaha 600						56.21	6	89.02
----	----	---------------	------------	--	--	--	--	--	-------	---	-------

No. 45 - Time includes a 10 second jump start penalty

Start Time : 14:45

09 Sep 07 14:54

Clerk of Course :

Time Issued :

Chief Timekeeper : Anthony Smith

THESE RESULTS REMAIN PROVISIONAL FOR A MINIMUM OF 30 MINUTES FROM THE TIME OF ISSUE

HS Sports Timing and Results Systems - Results and Lap Times at www.hssports.co.uk

FORMULA 600

LAP TIMES - RACE 6

11 Mick GOODINGS

Lap	1	2	3	4	5	6	7	8	9	10
1	1:01.33	56.80	56.75	56.73	56.55	56.63	57.44	57.65		

20 Warren REEVE

Lap	1	2	3	4	5	6	7	8	9	10
1	1:05.42	58.71	59.29	59.73	58.74	58.65	58.67	58.91		

22 Matthew NORMAN

Lap	1	2	3	4	5	6	7	8	9	10
1	1:09.68	1:00.73	1:01.36	1:02.02	59.78	59.34	59.41	58.95		

23 Steve TAYLOR

Lap	1	2	3	4	5	6	7	8	9	10
1	1:10.61	1:02.79	1:01.64	1:02.90	1:00.50	1:00.98	1:01.43	1:02.01		

28 Danny BROWN

Lap	1	2	3	4	5	6	7	8	9	10
1	1:11.11	1:02.64	1:01.98	1:03.17	1:02.49	1:00.91	1:00.64	1:00.03		

40 Adam GREEN

Lap	1	2	3	4	5	6	7	8	9	10
1	1:12.30	1:03.60	1:02.41	1:04.33	1:01.81	1:01.09	1:01.57	1:00.85		

45 Dean PEARCE

Lap	1	2	3	4	5	6	7	8	9	10
1	1:03.98	58.88	58.46	58.36	57.75	58.10	58.46	1:00.10		

49 Joseph DWYER

Lap	1	2	3	4	5	6	7	8	9	10
1	1:09.41	1:02.46	1:02.31	1:03.62	1:03.17	1:02.04	1:02.69	1:01.95		

58 Ricky SIMMONDS

Lap	1	2	3	4	5	6	7	8	9	10
1	1:02.39	57.03	57.08	56.88	57.86	58.06	58.10	57.97		

60 Graham ARNOLD

Lap	1	2	3	4	5	6	7	8	9	10
1	1:10.10	1:02.81	1:02.48	1:02.88	1:01.78	1:01.31	1:02.32	1:01.49		

64 Chris FABIAN

Lap	1	2	3	4	5	6	7	8	9	10
1	1:03.74	58.42	57.49	57.49	57.45	57.61	57.73	57.98		

69 Daniel MILES

Lap	1	2	3	4	5	6	7	8	9	10
1	1:06.35	58.72	58.78							

73 David THOMSON

Lap	1	2	3	4	5	6	7	8	9	10
1	1:04.43	58.74	58.38	58.52	58.11	58.96	59.21	1:00.70		

76	Andrew HOOPER									
Lap	1	2	3	4	5	6	7	8	9	10
1	1:02.12	56.76	56.67	57.06	56.58	56.21	57.19	56.61		
80	Paul BANNISTER									
Lap	1	2	3	4	5	6	7	8	9	10
1	1:10.49	1:01.57	1:00.59	1:02.43	1:00.81	1:00.32	1:00.03	1:01.05		
86	Jonathan STRAW									
Lap	1	2	3	4	5	6	7	8	9	10
1	1:15.11	1:06.54	1:06.17	1:07.36	1:07.09	1:06.67	1:08.33			
92	Jon WOODCOCK									
Lap	1	2	3	4	5	6	7	8	9	10
1	1:01.79	56.72	56.80	56.68	56.64	56.52	56.46	56.73		
96	Graham BOWERS									
Lap	1	2	3	4	5	6	7	8	9	10
1	1:08.14	1:01.31	1:00.43	1:01.05	1:00.88	1:00.47	1:01.26	1:00.48		
99	Matthew WOOLRIDGE									
Lap	1	2	3	4	5	6	7	8	9	10
1	1:05.66	58.63	59.13	57.60	57.49	57.26	58.22	59.27		
142	Nicholas RICHARDS									
Lap	1	2	3	4	5	6	7	8	9	10
1	1:06.56	58.90	59.18	58.77	58.47	57.81	58.42	59.49		
169	Darryl COX									
Lap	1	2	3	4	5	6	7	8	9	10
1	1:06.16	58.69	59.30	59.07	59.01	57.69	57.89	59.92		
511	Adam PARKER									
Lap	1	2	3	4	5	6	7	8	9	10
1	1:07.56	1:02.31	1:01.70	1:03.01	1:02.30	1:01.08	1:01.56	1:00.87		

Lap Chart

FORMULA 600 - RACE 6

Lap 1		Lap 2		Lap 3		Lap 4		Lap 5		Lap 6		Lap 7		Lap 8		Lap 9		Lap 10	
No	Time	No	Time	No	Time	No	Time	No	Time	No	Time	No	Time	No	Time	No	Time	No	Time
11	1:01.33	11	1:58.13	11	2:54.88	11	3:51.61	11	4:48.16	11	5:44.79	92	6:41.61	92	7:38.34				
92	1:01.79	92	1:58.51	92	2:55.31	92	3:51.99	92	4:48.63	92	5:45.15	11	6:42.23	76	7:39.20				
76	1:02.12	76	1:58.88	76	2:55.55	76	3:52.61	76	4:49.19	76	5:45.40	76	6:42.59	11	7:39.88				
58	1:02.39	58	1:59.42	58	2:56.50	58	3:53.38	58	4:51.24	58	5:49.30	58	6:47.40	58	7:45.37				
64	1:03.74	64	2:02.16	64	2:59.65	64	3:57.14	64	4:54.59	64	5:52.20	86	6:48.94 *1	64	7:47.91				
45	1:03.98	45	2:02.86	45	3:01.32	45	3:59.68	45	4:57.43	45	5:55.53	64	6:49.93	99	7:53.26				
73	1:04.43	73	2:03.17	73	3:01.55	73	4:00.07	73	4:58.18	99	5:55.77	45	6:53.99	73	7:57.05				
20	1:05.42	20	2:04.13	99	3:03.42	99	4:01.02	99	4:58.51	73	5:57.14	99	6:53.99	86	7:57.27 *1				
99	1:05.66	99	2:04.29	20	3:03.42	20	4:03.15	142	5:01.88	142	5:59.69	73	6:56.35	142	7:57.60				
169	1:06.16	169	2:04.85	69	3:03.85	169	4:03.22	20	5:01.89	169	5:59.92	169	6:57.81	169	7:57.73				
69	1:06.35	69	2:05.07	169	3:04.15	142	4:03.41	169	5:02.23	20	6:00.54	142	6:58.11	20	7:58.12				
142	1:06.56	142	2:05.46	142	3:04.64	96	4:10.93	96	5:11.81	96	6:12.28	20	6:59.21	45	8:04.09				
511	1:07.56	96	2:09.45	96	3:09.88	22	4:13.79	22	5:13.57	22	6:12.91	22	7:12.32	22	8:11.27				
96	1:08.14	511	2:09.87	511	3:11.57	511	4:14.58	80	5:15.89	80	6:16.21	96	7:13.54	96	8:14.02				
49	1:09.41	22	2:10.41	22	3:11.77	80	4:15.08	511	5:16.88	511	6:17.96	80	7:16.24	80	8:17.29				
22	1:09.68	49	2:11.87	80	3:12.65	49	4:17.80	23	5:18.44	23	6:19.42	511	7:19.52	511	8:20.39				
60	1:10.10	80	2:12.06	49	3:14.18	23	4:17.94	60	5:20.05	60	6:21.36	23	7:20.85	23	8:22.86				
80	1:10.49	60	2:12.91	23	3:15.04	60	4:18.27	49	5:20.97	28	6:22.30	28	7:22.94	28	8:22.97				
23	1:10.61	23	2:13.40	60	3:15.39	28	4:18.90	28	5:21.39	49	6:23.01	60	7:23.68	60	8:25.17				
28	1:11.11	28	2:13.75	28	3:15.73	40	4:22.64	40	5:24.45	40	6:25.54	49	7:25.70	49	8:27.65				
40	1:12.30	40	2:15.90	40	3:18.31	86	4:35.18	86	5:42.27			40	7:27.11	40	8:27.96				
86	1:15.11	86	2:21.65	86	3:27.82														

NEW ERA RACE RESULTS

Club Championships - Round 9 Mallory Park - Sunday 9th September 2007

FORMULA 600 RESULT - RACE 11

PI	No	Cl	Name	Machine	Entrant/Sponsor	Laps	Time	Behind	MPH	Best Lap on	MPH
1	92	F6	Jon WOODCOCK	Honda 600	Car & Comercial Cosmeti	10	9:33.57		87.24	56.32	7 88.85
2	76	F6	Andrew HOOPER	Yamaha 600		10	9:35.24	1.67	86.99	56.27	5 88.93
3	58	F6	Ricky SIMMONDS	Honda 600	MGB Motorcycles	10	9:37.10	3.53	86.71	57.00	7 87.79
4	11	F6	Mick GOODINGS	Yamaha 600		10	9:41.19	7.62	86.10	56.26	2 88.94
5	99	F6 N	Matthew WOOLRIDGE	Triumph 675		10	9:42.82	9.25	85.86	56.80	6 88.10
6	69	F6 N	Daniel MILES	Honda 600	DAB Engineering	10	9:44.70	11.13	85.58	57.13	6 87.59
7	64	F6	Chris FABIAN	Yamaha 600	Motor Surgery	10	9:49.10	15.53	84.94	57.22	8 87.45
8	142	F6	Nicholas RICHARDS	Honda 600	Robert Rooke	10	9:49.28	15.71	84.92	56.95	10 87.87
9	169	F6 N	Darryl COX	Honda 600	SC Windows	10	9:50.81	17.24	84.70	57.86	10 86.48
10	20	F6 N	Warren REEVE	Honda 600	Warren Reeve Racing	10	9:50.84	17.27	84.69	57.87	7 86.47
11	73	F6	David THOMSON	Kawasaki 600	Alive Computers	10	9:55.29	21.72	84.06	58.02	3 86.25
12	22	F6	Matthew NORMAN	Kawasaki 600		10	10:01.21	27.64	83.23	57.99	7 86.29
13	80	F6 N	Paul BANNISTER	Yamaha 600		10	10:08.35	34.78	82.26	59.63	5 83.92
14	96	F6 N	Graham BOWERS	Kawasaki 600	PJF & Sons Flat Roofing	10	10:13.94	40.37	81.51	59.75	4 83.75
15	40	F6	Adam GREEN	Yamaha 600		10	10:14.21	40.64	81.47	59.13	8 84.63
16	60	F6 N	Graham ARNOLD	Kawasaki 600	Andy House Body Repair	10	10:19.04	45.47	80.83	1:00.40	5 82.85
17	49	F6 N	Joseph DWYER	Suzuki 600		10	10:21.73	48.16	80.49	1:00.90	3 82.17
18	86	F6 N	Jonathan STRAW	Yamaha 600	D&S Storage Ltd	9	10:00.44	1 Lap	75.00	1:05.34	2 76.58
Not-Classified											
511	F6		Adam PARKER	Yamaha 600		7	7:14.41	DNF	80.63	59.89	6 83.55
28	F6 N		Danny BROWN	Honda 600	Edmundson Electrical	7	7:14.63	DNF	80.59	59.88	5 83.57
100	F6		Steven BUTTERWORTH	Suzuki 600		5	5:02.22	DNF	82.79	58.37	4 85.73
23	F6 N		Steve TAYLOR	Yamaha 600	FBSABC M/c Racing	3	3:13.49	DNF	77.59	1:00.99	3 82.05
45	F6		Dean PEARCE	Honda 600		1	1:08.76	DNF	72.77		0 0.00

Fastest Lap

11 F6 Mick GOODINGS Yamaha 600 56.26 2 88.94

No. 11 - Time includes a 10 second jump start penalty

Start Time : 16:10

09 Sep 07 16:22

Clerk of Course :

Time Issued :

Chief Timekeeper : Anthony Smith

THESE RESULTS REMAIN PROVISIONAL FOR A MINIMUM OF 30 MINUTES FROM THE TIME OF ISSUE

HS Sports Timing and Results Systems - Results and Lap Times at www.hssports.co.uk

FORMULA 600

LAP TIMES - RACE 11

11	Mick GOODINGS										
	Lap	1	2	3	4	5	6	7	8	9	10
	1	1:01.82	56.26	56.29	56.62	56.63	56.63	56.63	56.74	56.59	56.98
20	Warren REEVE										
	Lap	1	2	3	4	5	6	7	8	9	10
	1	1:03.76	58.41	58.50	58.24	59.56	58.45	57.87	58.50	58.80	58.75
22	Matthew NORMAN										
	Lap	1	2	3	4	5	6	7	8	9	10
	1	1:09.61	1:00.31	59.49	59.15	59.59	59.66	57.99	58.31	58.97	58.13
23	Steve TAYLOR										
	Lap	1	2	3	4	5	6	7	8	9	10
	1	1:10.37	1:02.13	1:00.99							
28	Danny BROWN										
	Lap	1	2	3	4	5	6	7	8	9	10
	1	1:10.92	1:01.75	1:00.78	1:00.19	59.88	1:00.15	1:00.96			
40	Adam GREEN										
	Lap	1	2	3	4	5	6	7	8	9	10
	1	1:11.37	1:01.50	1:00.86	1:00.14	1:00.05	59.40	1:00.87	59.13	1:00.18	1:00.71
45	Dean PEARCE										
	Lap	1	2	3	4	5	6	7	8	9	10
	1	1:08.76									
49	Joseph DWYER										
	Lap	1	2	3	4	5	6	7	8	9	10
	1	1:09.40	1:01.95	1:00.90	1:01.36	1:01.92	1:01.08	1:00.92	1:01.80	1:01.37	1:01.03
58	Ricky SIMMONDS										
	Lap	1	2	3	4	5	6	7	8	9	10
	1	1:01.75	57.60	57.09	57.02	57.12	57.43	57.00	57.25	57.18	57.66
60	Graham ARNOLD										
	Lap	1	2	3	4	5	6	7	8	9	10
	1	1:08.07	1:01.12	1:00.73	1:00.47	1:00.40	1:01.01	1:02.28	1:01.09	1:01.77	1:02.10
64	Chris FABIAN										
	Lap	1	2	3	4	5	6	7	8	9	10
	1	1:06.57	57.98	57.88	58.01	58.25	58.36	57.75	57.22	59.34	57.74
69	Daniel MILES										
	Lap	1	2	3	4	5	6	7	8	9	10
	1	1:05.39	58.11	57.84	58.30	57.80	57.13	57.31	57.36	57.62	57.84
73	David THOMSON										
	Lap	1	2	3	4	5	6	7	8	9	10
	1	1:06.91	58.95	58.02	58.46	58.43	58.30	58.60	58.29	59.14	1:00.19

76	Andrew HOOPER									
Lap	1	2	3	4	5	6	7	8	9	10
1	1:04.00	57.38	56.84	56.79	56.27	56.77	56.54	57.06	56.80	56.79
80	Paul BANNISTER									
Lap	1	2	3	4	5	6	7	8	9	10
1	1:07.89	59.89	1:00.83	59.79	59.63	59.97	59.88	1:00.35	59.96	1:00.16
86	Jonathan STRAW									
Lap	1	2	3	4	5	6	7	8	9	10
1	1:12.94	1:05.34	1:05.91	1:05.34	1:06.94	1:05.80	1:05.42	1:06.77	1:05.98	
92	Jon WOODCOCK									
Lap	1	2	3	4	5	6	7	8	9	10
1	1:03.87	56.57	56.90	56.48	56.86	56.42	56.32	56.74	56.72	56.69
96	Graham BOWERS									
Lap	1	2	3	4	5	6	7	8	9	10
1	1:09.77	1:02.25	1:00.35	59.75	1:00.05	59.80	1:00.24	59.95	1:00.65	1:01.13
99	Matthew WOOLRIDGE									
Lap	1	2	3	4	5	6	7	8	9	10
1	1:04.67	58.11	58.15	58.00	57.32	56.80	56.92	57.62	57.63	57.60
100	Steven BUTTERWORTH									
Lap	1	2	3	4	5	6	7	8	9	10
1	1:06.86	58.85	58.76	58.37	59.38					
142	Nicholas RICHARDS									
Lap	1	2	3	4	5	6	7	8	9	10
1	1:04.44	58.17	58.11	58.42	57.76	57.83	58.12	57.33	1:02.15	56.95
169	Darryl COX									
Lap	1	2	3	4	5	6	7	8	9	10
1	1:05.76	57.96	58.19	58.07	59.04	58.46	58.00	59.02	58.45	57.86
511	Adam PARKER									
Lap	1	2	3	4	5	6	7	8	9	10
1	1:08.21	1:01.86	1:00.90	1:00.70	1:01.30	59.89	1:01.55			

Lap Chart

FORMULA 600 - RACE 11

Lap 1		Lap 2		Lap 3		Lap 4		Lap 5		Lap 6		Lap 7		Lap 8		Lap 9		Lap 10	
No	Time	No	Time	No	Time	No	Time	No	Time	No	Time	No	Time	No	Time	No	Time	No	Time
58	1:01.75	11	1:58.08	11	2:54.37	11	3:50.99	11	4:47.62	11	5:44.25	11	6:40.88	11	7:37.62	11	8:34.21	92	9:33.57
11	1:01.82	58	1:59.35	58	2:56.44	58	3:53.46	58	4:50.58	92	5:47.10	86	6:42.27 *1	92	7:40.16	92	8:36.88	76	9:35.24
20	1:03.76	92	2:00.44	92	2:57.34	92	3:53.82	92	4:50.68	58	5:48.01	92	6:43.42	76	7:41.65	76	8:38.45	58	9:37.10
92	1:03.87	76	2:01.38	76	2:58.22	76	3:55.01	76	4:51.28	76	5:48.05	76	6:44.59	58	7:42.26	58	8:39.44	11	9:41.19
76	1:04.00	20	2:02.17	20	3:00.67	20	3:58.91	99	4:56.25	99	5:53.05	58	6:45.01	99	7:47.59	99	8:45.22	99	9:42.82
142	1:04.44	142	2:02.61	142	3:00.72	99	3:58.93	142	4:56.90	69	5:54.57	99	6:49.97	86	7:47.69 *1	69	8:46.86	69	9:44.70
99	1:04.67	99	2:02.78	99	3:00.93	142	3:59.14	69	4:57.44	142	5:54.73	69	6:51.88	69	7:49.24	64	8:51.36	64	9:49.10
69	1:05.39	69	2:03.50	69	3:01.34	69	3:59.64	20	4:58.47	20	5:56.92	142	6:52.85	142	7:50.18	20	8:52.09	142	9:49.28
169	1:05.76	169	2:03.72	169	3:01.91	169	3:59.98	64	4:58.69	64	5:57.05	20	6:54.79	64	7:52.02	142	8:52.33	169	9:50.81
64	1:06.57	64	2:04.55	64	3:02.43	64	4:00.44	169	4:59.02	169	5:57.48	64	6:54.80	20	7:53.29	169	8:52.95	20	9:50.84
100	1:06.86	100	2:05.71	73	3:03.88	73	4:02.34	73	5:00.77	73	5:59.07	169	6:55.48	169	7:54.50	86	8:54.46 *1	73	9:55.29
73	1:06.91	73	2:05.86	100	3:04.47	100	4:02.84	100	5:02.22	22	6:07.81	73	6:57.67	73	7:55.96	73	8:55.10	86	10:00.44 *1
80	1:07.89	80	2:07.78	80	3:08.61	80	4:08.40	80	5:08.03	80	6:08.00	22	7:05.80	22	8:04.11	22	9:03.08	22	10:01.21
60	1:08.07	60	2:09.19	22	3:09.41	22	4:08.56	22	5:08.15	60	6:11.80	80	7:07.88	80	8:08.23	80	9:08.19	80	10:08.35
511	1:08.21	22	2:09.92	60	3:09.92	60	4:10.39	60	5:10.79	96	6:11.97	96	7:12.21	96	8:12.16	96	9:12.81	96	10:13.94
45	1:08.76	511	2:10.07	511	3:10.97	511	4:11.67	96	5:12.17	511	6:12.86	60	7:14.08	40	8:13.32	40	9:13.50	40	10:14.21
49	1:09.40	49	2:11.35	49	3:12.25	96	4:12.12	511	5:12.97	40	6:13.32	40	7:14.19	60	8:15.17	60	9:16.94	60	10:19.04
22	1:09.61	96	2:12.02	96	3:12.37	49	4:13.61	28	5:13.52	28	6:13.67	511	7:14.41	49	8:19.33	49	9:20.70	49	10:21.73
96	1:09.77	23	2:12.50	28	3:13.45	28	4:13.64	40	5:13.92	49	6:16.61	28	7:14.63						
23	1:10.37	28	2:12.67	23	3:13.49	40	4:13.87	49	5:15.53			49	7:17.53						
28	1:10.92	40	2:12.87	40	3:13.73	86	4:29.53	86	5:36.47										
40	1:11.37	86	2:18.28	86	3:24.19														
86	1:12.94																		

NEW ERA RACE RESULTS

HONDA HORNETS

&

FORMULA 400

RESULTS BY



HS Sports Ltd
Unit 5, Radnor Park Industrial Estate
Congleton, Cheshire CW12 4XN
Tel. +44 (0)1260 275708
Fax +44 (0)1260 278352
www.hssports.co.uk

NEW ERA RACE RESULTS

Club Championships - Round 9 Mallory Park - Sunday 9th September 2007

FORMULA 400 / HONDA HORNETS / SUZUKI SV650

TIMED PRACTICE

Pl	No	Cl	Name	Machine	Entrant/Sponsor	Laps	Time on Lap	Behind	MPH	
1	71	F4	Phil EARL	Kawasaki 400		9	59.99	8	83.41	
2	17	F4	N William JONES	Yamaha 400		9	1:00.14	5	00.15	83.21
3	22	F4	Keith BILNEY	Kawasaki 400	Eppingdene Automotive	9	1:00.29	8	00.30	83.00
4	94	F4	Mark HORNSEY	Honda 400		5	1:00.64	4	00.65	82.52
5	96	F4	N James DAVIS	Honda 400	Martin & Lyn Davis	8	1:01.08	8	01.09	81.93
6	5	H	Sam READ	Hornet 600	AR Motorcycles	8	1:01.22	6	01.23	81.74
7	73	H	John HARDWICKE	Hornet 600	Hardwicke Racing	8	1:01.23	5	01.24	81.72
8	29	H	Thomas BELL	Hornet 600	Aroqua Power Services	8	1:01.33	8	01.34	81.59
9	10	F4	Tom WARNER	Yamaha 400		8	1:01.50	6	01.51	81.37
10	36	H	Paul DAVIES	Hornet 600	Kennedy Davies Studios	8	1:02.14	7	02.15	80.53
11	7	F4	Joshua LEANING	Honda 400		8	1:02.54	5	02.55	80.01
12	94	H	Philip PAGE	Hornet 600	Morden Commercials	8	1:02.59	7	02.60	79.95
13	43	F4	Michael ELLIS	Kawasaki 400	Browns of Broughton	8	1:03.29	8	03.30	79.06
14	2	SV	Antony PORTER	Suzuki 650	ADC Dyno	8	1:04.08	6	04.09	78.09
15	45	F4	Nicholas OLIVER	Honda 400		5	1:05.33	5	05.34	76.60
16	19	F4	N Lee SHAW	Honda 400		7	1:08.92	7	08.93	72.61
17	82	H	Robert SMITH	Hornet 600		7	1:09.62	2	09.63	71.88

Start Time : 10:38

09 Sep 07 10:53

Clerk of Course :

Time Issued :

Chief Timekeeper : Anthony Smith

THESE RESULTS REMAIN PROVISIONAL FOR A MINIMUM OF 30 MINUTES FROM THE TIME OF ISSUE

HS Sports Timing and Results Systems - Results and Lap Times at www.hssports.co.uk

FORMULA 400 / HONDA HORNETS / SUZUKI SV650

LAP TIMES - TIMED PRACTICE

2	Antony PORTER									
Lap	1	2	3	4	5	6	7	8	9	10
1	1:07.14	1:04.13	1:04.42	1:05.02	1:06.13	1:04.08	1:04.54	1:13.70		
5	Sam READ									
Lap	1	2	3	4	5	6	7	8	9	10
1	1:05.39	1:03.09	1:02.72	1:02.10	1:01.49	1:01.22	1:01.64	1:01.82		
7	Joshua LEANING									
Lap	1	2	3	4	5	6	7	8	9	10
1	1:05.89	1:03.39	1:03.00	1:03.79	1:02.54	1:03.48	1:02.75	1:03.85		
10	Tom WARNER									
Lap	1	2	3	4	5	6	7	8	9	10
1	1:02.89	1:02.39	1:02.50	1:01.88	1:01.77	1:01.50	1:02.44	1:02.89		
17	William JONES									
Lap	1	2	3	4	5	6	7	8	9	10
1	1:01.73	1:00.82	1:00.76	1:00.39	1:00.14	1:01.57	1:01.50	1:00.78	1:01.39	
19	Lee SHAW									
Lap	1	2	3	4	5	6	7	8	9	10
1	1:12.97	1:10.98	1:10.15	1:10.08	1:09.66	1:10.25	1:08.92			
22	Keith BILNEY									
Lap	1	2	3	4	5	6	7	8	9	10
1	1:01.94	1:00.89	1:00.63	1:00.44	1:00.35	1:01.35	1:01.60	1:00.29	1:00.38	
29	Thomas BELL									
Lap	1	2	3	4	5	6	7	8	9	10
1	1:05.13	1:03.96	1:01.97	1:01.46	1:01.53	1:01.35	1:01.67	1:01.33		
36	Paul DAVIES									
Lap	1	2	3	4	5	6	7	8	9	10
1	1:06.90	1:05.02	1:04.19	1:02.92	1:02.52	1:02.81	1:02.14	1:02.16		
43	Michael ELLIS									
Lap	1	2	3	4	5	6	7	8	9	10
1	1:07.82	1:06.16	1:03.64	1:04.28	1:03.49	1:03.37	1:04.17	1:03.29		
45	Nicholas OLIVER									
Lap	1	2	3	4	5	6	7	8	9	10
1	-	-	-	4:41.39	1:05.33					
71	Phil EARL									
Lap	1	2	3	4	5	6	7	8	9	10
1	1:02.14	1:01.40	1:00.71	1:00.80	1:00.97	1:01.71	1:00.88	59.99	1:01.56	
73	John HARDWICKE									
Lap	1	2	3	4	5	6	7	8	9	10
1	1:03.26	1:01.77	1:01.63	1:01.57	1:01.23	1:01.50	1:01.72	1:02.85		

82	Robert SMITH										
	Lap	1	2	3	4	5	6	7	8	9	10
	1	1:10.40	1:09.62	1:10.09	1:10.65	1:10.35	1:10.79	1:12.22			

94	Mark HORNSEY										
	Lap	1	2	3	4	5	6	7	8	9	10
	1	1:02.97	1:03.46	1:00.71	1:00.64	1:02.91					

94	Philip PAGE										
	Lap	1	2	3	4	5	6	7	8	9	10
	1	1:06.12	1:04.10	1:04.25	1:02.99	1:02.78	1:02.83	1:02.59	1:02.63		

96	James DAVIS										
	Lap	1	2	3	4	5	6	7	8	9	10
	1	1:04.90	1:02.74	1:01.80	1:01.42	1:01.67	1:01.15	1:01.54	1:01.08		


NEW ERA RACE GRID

FORMULA 400 / HONDA HORNETS & SUZUKI SV650

RACE 7 & RACE 12

ROW 5	20	19	18	82 01:09.620 SMITH
ROW 4	19 01:08.920 SHAW	45 01:05.330 OLIVER	2 01:04.080 PORTER	43 01:03.290 ELLIS
ROW 3	94 01:02.590 PAGE	7 01:02.540 LEANING	36 01:02.140 DAVIES	10 01:01.500 WARNER
ROW 2	29 01:01.330 BELL	73 01:01.230 HARDWICKE	5 01:01.220 READ	96 01:01.080 DAVIS
ROW 1	94 01:00.640 HORNSEY	22 01:00.290 BILNEY	17 01:00.140 JONES	71 00:59.990 EARL

POLE



NEW ERA RACE RESULTS

Club Championships - Round 9

Mallory Park - Sunday 9th September 2007

FORMULA 400 / HONDA HORNETS & SUZUKI SV650

RESULT - RACE 7

PI	No	Cl	Name	Machine	Entrant/Sponsor	Laps	Time	Behind	MPH	Best Lap on	MPH
1	29	H	Thomas BELL	Hornet 600	Aroqua Power Services	8	8:06.71		82.25	1:00.07	4 83.30
2	94	F4	Mark HORNSEY	Honda 400		8	8:07.22	0.51	82.16	59.54	6 84.04
3	71	F4	Phil EARL	Kawasaki 400		8	8:08.42	1.71	81.96	59.72	7 83.79
4	22	F4	Keith BILNEY	Kawasaki 400	Eppingdene Automotive	8	8:11.77	5.06	81.40	1:00.20	2 83.12
5	94	H	Philip PAGE	Hornet 600	Morden Commercials	8	8:14.20	7.49	81.00	1:00.61	4 82.56
6	5	H	Sam READ	Hornet 600	AR Motorcycles	8	8:15.01	8.30	80.87	1:00.52	4 82.68
7	96	F4 N	James DAVIS	Honda 400	Martin & Lyn Davis	8	8:15.73	9.02	80.75	1:00.76	4 82.36
8	10	F4	Tom WARNER	Yamaha 400		8	8:16.34	9.63	80.65	1:00.67	6 82.48
9	43	F4	Michael ELLIS	Kawasaki 400	Browns of Broughton	8	8:24.05	17.34	79.42	1:01.13	7 81.86
10	36	H	Paul DAVIES	Hornet 600	Kennedy Davies Studios	8	8:26.10	19.39	79.10	1:02.07	6 80.62
11	2	SV	Antony PORTER	Suzuki 650	ADC Dyno	8	8:31.60	24.89	78.25	1:02.51	3 80.05
12	7	F4	Joshua LEANING	Honda 400		8	8:32.49	25.78	78.11	1:02.57	3 79.97
13	45	F4	Nicholas OLIVER	Honda 400		8	8:59.64	52.93	74.18	1:05.76	5 76.09
14	82	H	Robert SMITH	Hornet 600		7	8:24.95	1 Lap	69.37	1:09.95	2 71.54

Fastest Lap

94	F4	Mark HORNSEY	Honda 400						59.54	6	84.04
29	H	Thomas BELL	Hornet 600	Aroqua Power Services					1:00.07	4	83.30
2	SV	Antony PORTER	Suzuki 650	ADC Dyno					1:02.51	3	80.05

Start Time : 15:09

09 Sep 07 15:18

Clerk of Course :

Time Issued :

Chief Timekeeper : Anthony Smith

THESE RESULTS REMAIN PROVISIONAL FOR A MINIMUM OF 30 MINUTES FROM THE TIME OF ISSUE

HS Sports Timing and Results Systems - Results and Lap Times at www.hssports.co.uk

FORMULA 400 / HONDA HORNETS & SUZUKI SV650

LAP TIMES - RACE 7

2	Antony PORTER									
Lap	1	2	3	4	5	6	7	8	9	10
1	1:09.99	1:04.20	1:02.51	1:02.78	1:02.75	1:03.20	1:03.21	1:02.96		
5	Sam READ									
Lap	1	2	3	4	5	6	7	8	9	10
1	1:06.77	1:01.70	1:00.68	1:00.52	1:01.25	1:01.52	1:01.01	1:01.56		
7	Joshua LEANING									
Lap	1	2	3	4	5	6	7	8	9	10
1	1:09.72	1:04.16	1:02.57	1:02.84	1:02.73	1:03.29	1:03.12	1:04.06		
10	Tom WARNER									
Lap	1	2	3	4	5	6	7	8	9	10
1	1:07.96	1:01.50	1:01.19	1:01.33	1:00.87	1:00.67	1:01.10	1:01.72		
22	Keith BILNEY									
Lap	1	2	3	4	5	6	7	8	9	10
1	1:04.38	1:00.20	1:00.39	1:01.79	1:01.84	1:00.62	1:01.58	1:00.97		
29	Thomas BELL									
Lap	1	2	3	4	5	6	7	8	9	10
1	1:04.60	1:00.22	1:00.30	1:00.07	1:00.34	1:00.14	1:00.84	1:00.20		
36	Paul DAVIES									
Lap	1	2	3	4	5	6	7	8	9	10
1	1:08.16	1:02.59	1:02.35	1:02.66	1:03.14	1:02.07	1:02.55	1:02.58		
43	Michael ELLIS									
Lap	1	2	3	4	5	6	7	8	9	10
1	1:10.91	1:02.91	1:01.41	1:01.63	1:01.54	1:02.00	1:01.13	1:02.52		
45	Nicholas OLIVER									
Lap	1	2	3	4	5	6	7	8	9	10
1	1:12.64	1:06.15	1:06.01	1:06.25	1:05.76	1:06.71	1:08.52	1:07.60		
71	Phil EARL									
Lap	1	2	3	4	5	6	7	8	9	10
1	1:06.03	59.95	1:00.50	1:00.67	1:01.70	59.79	59.72	1:00.06		
82	Robert SMITH									
Lap	1	2	3	4	5	6	7	8	9	10
1	1:16.38	1:09.95	1:10.87	1:11.40	1:12.07	1:10.99	1:13.29			
94	Mark HORNSEY									
Lap	1	2	3	4	5	6	7	8	9	10
1	1:05.39	59.89	1:00.72	1:00.97	1:00.47	59.54	1:00.52	59.72		
94	Philip PAGE									
Lap	1	2	3	4	5	6	7	8	9	10
1	1:07.43	1:01.39	1:00.86	1:00.61	1:01.01	1:00.93	1:00.70	1:01.27		

96 James DAVIS

Lap	1	2	3	4	5	6	7	8	9	10
1	1:07.06	1:01.23	1:02.07	1:00.76	1:01.13	1:00.98	1:00.76	1:01.74		

Lap Chart

FORMULA 400 / HONDA HORNETS & SUZUKI SV650 - RACE 7

Lap 1		Lap 2		Lap 3		Lap 4		Lap 5		Lap 6		Lap 7		Lap 8		Lap 9		Lap 10	
No	Time	No	Time	No	Time	No	Time	No	Time	No	Time	No	Time	No	Time	No	Time	No	Time
22	1:04.38	22	2:04.58	22	3:04.97	29	4:05.19	29	5:05.53	29	6:05.67	29	7:06.51	29	8:06.71				
29	1:04.60	29	2:04.82	29	3:05.12	22	4:06.76	94	5:07.44	94	6:06.98	94	7:07.50	94	8:07.22				
94	1:05.39	94	2:05.28	94	3:06.00	94	4:06.97	22	5:08.60	71	6:08.64	71	7:08.36	71	8:08.42				
71	1:06.03	71	2:05.98	71	3:06.48	71	4:07.15	71	5:08.85	22	6:09.22	22	7:10.80	22	8:11.77				
5	1:06.77	96	2:08.29	5	3:09.15	5	4:09.67	5	5:10.92	94	6:12.23	82	7:11.66 *1	94	8:14.20				
96	1:07.06	5	2:08.47	94	3:09.68	94	4:10.29	94	5:11.30	5	6:12.44	94	7:12.93	5	8:15.01				
94	1:07.43	94	2:08.82	96	3:10.36	96	4:11.12	96	5:12.25	96	6:13.23	5	7:13.45	96	8:15.73				
10	1:07.96	10	2:09.46	10	3:10.65	10	4:11.98	10	5:12.85	10	6:13.52	96	7:13.99	10	8:16.34				
36	1:08.16	36	2:10.75	36	3:13.10	36	4:15.76	43	5:18.40	43	6:20.40	10	7:14.62	43	8:24.05				
7	1:09.72	43	2:13.82	43	3:15.23	43	4:16.86	36	5:18.90	36	6:20.97	43	7:21.53	82	8:24.95 *1				
2	1:09.99	7	2:13.88	7	3:16.45	7	4:19.29	7	5:22.02	7	6:25.31	36	7:23.52	36	8:26.10				
43	1:10.91	2	2:14.19	2	3:16.70	2	4:19.48	2	5:22.23	2	6:25.43	7	7:28.43	2	8:31.60				
45	1:12.64	45	2:18.79	45	3:24.80	45	4:31.05	45	5:36.81	45	6:43.52	2	7:28.64	7	8:32.49				
82	1:16.38	82	2:26.33	82	3:37.20	82	4:48.60	82	6:00.67			45	7:52.04	45	8:59.64				

NEW ERA RACE RESULTS

Club Championships - Round 9

Mallory Park - Sunday 9th September 2007

FORMULA 400 / HONDA HORNETS & SUZUKI SV650

RESULT - RACE 12

PI	No	Cl	Name	Machine	Entrant/Sponsor	Laps	Time	Behind	MPH	Best Lap on	MPH
1	29	H	Thomas BELL	Hornet 600	Aroqua Power Services	10	10:05.24		82.68	59.55	3 84.03
2	22	F4	Keith BILNEY	Kawasaki 400	Eppingdene Automotive	10	10:05.95	0.71	82.58	59.82	2 83.65
3	71	F4	Phil EARL	Kawasaki 400		10	10:06.91	1.67	82.45	59.80	9 83.68
4	17	F4 N	William JONES	Yamaha 400		10	10:07.73	2.49	82.34	59.86	9 83.60
5	96	F4 N	James DAVIS	Honda 400	Martin & Lyn Davis	10	10:08.75	3.51	82.20	1:00.05	9 83.33
6	43	F4	Michael ELLIS	Kawasaki 400	Browns of Broughton	10	10:10.86	5.62	81.92	59.79	7 83.69
7	5	H	Sam READ	Hornet 600	AR Motorcycles	10	10:15.80	10.56	81.26	1:00.58	5 82.60
8	94	H	Philip PAGE	Hornet 600	Morden Commercials	10	10:21.58	16.34	80.50	1:00.84	8 82.25
9	10	F4	Tom WARNER	Yamaha 400		10	10:24.81	19.57	80.09	1:01.12	2 81.87
10	36	H	Paul DAVIES	Hornet 600	Kennedy Davies Studios	10	10:26.77	21.53	79.84	1:01.59	2 81.25
11	7	F4	Joshua LEANING	Honda 400		10	10:35.33	30.09	78.76	1:02.27	7 80.36
12	2	SV	Antony PORTER	Suzuki 650	ADC Dyno	10	10:35.40	30.16	78.75	1:01.97	9 80.75
13	45	F4	Nicholas OLIVER	Honda 400		10	11:05.82	1:00.58	75.16	1:04.92	2 77.08
14	19	F4 N	Lee SHAW	Honda 400		9	10:32.72	1 Lap	71.18	1:08.72	5 72.82
15	82	H	Robert SMITH	Hornet 600		9	10:36.16	1 Lap	70.79	1:08.72	5 72.82

Fastest Lap

29	H	Thomas BELL	Hornet 600	Aroqua Power Services					59.55	3	84.03
43	F4	Michael ELLIS	Kawasaki 400	Browns of Broughton					59.79	7	83.69
2	SV	Antony PORTER	Suzuki 650	ADC Dyno					1:01.97	9	80.75

Start Time : 16:27

09 Sep 07 16:38

Clerk of Course :

Time Issued :

Chief Timekeeper : Anthony Smith

THESE RESULTS REMAIN PROVISIONAL FOR A MINIMUM OF 30 MINUTES FROM THE TIME OF ISSUE

HS Sports Timing and Results Systems - Results and Lap Times at www.hssports.co.uk

FORMULA 400 / HONDA HORNETS & SUZUKI SV650

LAP TIMES - RACE 12

2	Antony PORTER										
Lap	1	2	3	4	5	6	7	8	9	10	
1	1:09.88	1:03.06	1:03.21	1:02.90	1:03.39	1:02.37	1:02.34	1:03.45	1:01.97	1:02.83	
5	Sam READ										
Lap	1	2	3	4	5	6	7	8	9	10	
1	1:06.54	1:01.01	1:01.17	1:00.82	1:00.58	1:00.71	1:00.88	1:02.09	1:00.95	1:01.05	
7	Joshua LEANING										
Lap	1	2	3	4	5	6	7	8	9	10	
1	1:09.58	1:03.14	1:02.87	1:02.91	1:03.07	1:02.47	1:02.27	1:02.87	1:02.81	1:03.34	
10	Tom WARNER										
Lap	1	2	3	4	5	6	7	8	9	10	
1	1:07.55	1:01.12	1:01.21	1:01.57	1:01.76	1:01.46	1:02.18	1:01.61	1:04.30	1:02.05	
17	William JONES										
Lap	1	2	3	4	5	6	7	8	9	10	
1	1:05.66	1:00.58	1:00.13	1:00.21	1:00.10	1:00.51	1:00.01	1:00.40	59.86	1:00.27	
19	Lee SHAW										
Lap	1	2	3	4	5	6	7	8	9	10	
1	1:16.82	1:10.35	1:10.06	1:09.85	1:08.72	1:09.04	1:09.53	1:09.00	1:09.35		
22	Keith BILNEY										
Lap	1	2	3	4	5	6	7	8	9	10	
1	1:04.44	59.82	1:00.23	1:00.82	1:00.13	1:00.60	59.84	1:00.05	1:00.18	59.84	
29	Thomas BELL										
Lap	1	2	3	4	5	6	7	8	9	10	
1	1:04.81	59.75	59.55	1:00.56	1:00.50	1:00.08	1:00.07	59.80	1:00.26	59.86	
36	Paul DAVIES										
Lap	1	2	3	4	5	6	7	8	9	10	
1	1:08.35	1:01.59	1:01.83	1:02.51	1:01.66	1:01.84	1:01.91	1:01.83	1:02.58	1:02.67	
43	Michael ELLIS										
Lap	1	2	3	4	5	6	7	8	9	10	
1	1:07.32	1:01.00	1:00.06	1:00.08	1:00.24	1:00.33	59.79	1:01.53	1:00.08	1:00.43	
45	Nicholas OLIVER										
Lap	1	2	3	4	5	6	7	8	9	10	
1	1:12.12	1:04.92	1:05.95	1:06.36	1:05.99	1:07.23	1:06.33	1:05.54	1:05.56	1:05.82	
71	Phil EARL										
Lap	1	2	3	4	5	6	7	8	9	10	
1	1:05.19	1:00.39	59.96	1:00.44	1:00.28	1:00.19	1:00.04	1:00.21	59.80	1:00.41	
82	Robert SMITH										
Lap	1	2	3	4	5	6	7	8	9	10	
1	1:17.11	1:10.20	1:09.95	1:10.15	1:08.72	1:09.59	1:09.72	1:10.41	1:10.31		

94 Philip PAGE

Lap	1	2	3	4	5	6	7	8	9	10
1	1:08.90	1:01.38	1:01.85	1:01.45	1:01.21	1:01.35	1:01.69	1:00.84	1:01.75	1:01.16

96 James DAVIS

Lap	1	2	3	4	5	6	7	8	9	10
1	1:05.98	1:00.64	1:00.37	1:00.12	1:00.22	1:00.43	1:00.08	1:00.41	1:00.05	1:00.45

Lap Chart

FORMULA 400 / HONDA HORNETS & SUZUKI SV650 - RACE 12

Lap 1		Lap 2		Lap 3		Lap 4		Lap 5		Lap 6		Lap 7		Lap 8		Lap 9		Lap 10	
No	Time	No	Time	No	Time	No	Time	No	Time	No	Time	No	Time	No	Time	No	Time	No	Time
22	1:04.44	22	2:04.26	29	3:04.11	29	4:04.67	29	5:05.17	29	6:05.25	29	7:05.32	29	8:05.12	29	9:05.38	29	10:05.24
29	1:04.81	29	2:04.56	22	3:04.49	22	4:05.31	22	5:05.44	22	6:06.04	82	7:05.72 *1	22	8:05.93	22	9:06.11	22	10:05.95
71	1:05.19	71	2:05.58	71	3:05.54	71	4:05.98	71	5:06.26	71	6:06.45	22	7:05.88	71	8:06.70	71	9:06.50	71	10:06.91
17	1:05.66	17	2:06.24	17	3:06.37	17	4:06.58	17	5:06.68	17	6:07.19	71	7:06.49	17	8:07.60	17	9:07.46	17	10:07.73
96	1:05.98	96	2:06.62	96	3:06.99	96	4:07.11	96	5:07.33	96	6:07.76	17	7:07.20	96	8:08.25	96	9:08.30	96	10:08.75
5	1:06.54	5	2:07.55	43	3:08.38	43	4:08.46	43	5:08.70	43	6:09.03	96	7:07.84	43	8:10.35	43	9:10.43	43	10:10.86
43	1:07.32	43	2:08.32	5	3:08.72	5	4:09.54	5	5:10.12	5	6:10.83	43	7:08.82	5	8:13.80	5	9:14.75	5	10:15.80
10	1:07.55	10	2:08.67	10	3:09.88	10	4:11.45	10	5:13.21	10	6:14.67	5	7:11.71	19	8:14.37 *1	94	9:20.42	94	10:21.58
36	1:08.35	36	2:09.94	36	3:11.77	94	4:13.58	94	5:14.79	94	6:16.14	10	7:16.85	82	8:15.44 *1	10	9:22.76	10	10:24.81
94	1:08.90	94	2:10.28	94	3:12.13	36	4:14.28	36	5:15.94	36	6:17.78	94	7:17.83	10	8:18.46	19	9:23.37 *1	36	10:26.77
7	1:09.58	7	2:12.72	7	3:15.59	7	4:18.50	7	5:21.57	7	6:24.04	36	7:19.69	94	8:18.67	36	9:24.10	19	10:32.72 *1
2	1:09.88	2	2:12.94	2	3:16.15	2	4:19.05	2	5:22.44	2	6:24.81	7	7:26.31	36	8:21.52	82	9:25.85 *1	7	10:35.33
45	1:12.12	45	2:17.04	45	3:22.99	45	4:29.35	45	5:35.34	45	6:42.57	2	7:27.15	7	8:29.18	7	9:31.99	2	10:35.40
19	1:16.82	19	2:27.17	19	3:37.23	19	4:47.08	19	5:55.80	19	7:04.84	45	7:48.90	2	8:30.60	2	9:32.57	82	10:36.16 *1
82	1:17.11	82	2:27.31	82	3:37.26	82	4:47.41	82	5:56.13					45	8:54.44	45	10:00.00	45	11:05.82

NEW ERA RACE RESULTS

THE GARY WALKER TROPHY

RESULTS BY



HS Sports Ltd
Unit 5, Radnor Park Industrial Estate
Congleton, Cheshire CW12 4XN
Tel. +44 (0)1260 275708
Fax +44 (0)1260 278352
www.hssports.co.uk

NEW ERA RACE RESULTS

Club Championships - Round 9

Mallory Park - Sunday 9th September 2007

THE GARY WALKER TROPHY RACE

RESULT - RACE 14

PI	No	Cl	Name	Machine	Entrant/Sponsor	Laps	Time	Behind	MPH	Best Lap on	MPH
1	15	PB	Doug JOHNSON	Kawasaki 1000		8	7:27.11		89.54	54.79	3 91.33
2	32	PB	David FERNS	Yamaha 1000	Hazelgrove Plumbing	8	7:32.59	5.48	88.45	55.60	5 90.00
3	38	PB	Michael BLANK	Suzuki 1000	Gemini fire Systems /AFB	8	7:33.44	6.33	88.29	55.59	7 90.02
4	146	PB	John BENNETT	Kawasaki 1000		8	7:33.54	6.43	88.27	54.55	8 91.73
5	8	250	Jason GILLARD	Honda 250	JPS Racing	8	7:40.04	12.93	87.02	56.34	8 88.82
6	41	PB	Mark LITTLER	Kawasaki 1000	Laser Process Ltd	8	7:41.43	14.32	86.76	55.85	8 89.60
7	39	PB	Chris POPE	Yamaha 1000		8	7:41.43	14.32	86.76	55.91	8 89.50
8	24	PB	Ian McSEVENEY	Kawasaki 1000	M Bates & Co	8	7:47.46	20.35	85.64	56.90	7 87.94
9	32	250	John LEWIS	Honda 250	Justin Hicks	8	7:47.51	20.40	85.63	57.05	2 87.71
10	11	PB N	Glen SHAW	Yamaha 1000		8	7:48.87	21.76	85.38	56.82	6 88.07
11	11	F6	Mick GOODINGS	Yamaha 600		8	7:51.02	23.91	84.99	56.97	6 87.84
12	71	PB	Lee REVELEY	Ducati 1098	E2ERacing.com	8	7:51.63	24.52	84.88	57.50	6 87.03
13	99	ST N	Matthew WOOLRIDGE	Triumph 675		8	7:52.47	25.36	84.73	57.10	5 87.64
14	142	F6	Nicholas RICHARDS	Honda 600	Robert Rooke	8	7:53.20	26.09	84.60	58.08	7 86.16
15	64	F6	Chris FABIAN	Yamaha 600	Motor Surgery	8	7:53.60	26.49	84.53	56.67	7 88.30
16	100	F6	Steven BUTTERWORTH	Suzuki 600		8	8:01.63	34.52	83.12	58.26	4 85.89
17	80	F6 N	Paul BANNISTER	Yamaha 600		8	8:09.95	42.84	81.71	59.54	6 84.04
18	49	F6 N	Joseph DWYER	Suzuki 600		8	8:10.78	43.67	81.57	59.87	3 83.58
19	96	F6 N	Graham BOWERS	Kawasaki 600	PJF & Sons Flat Roofing	8	8:12.33	45.22	81.31	59.51	8 84.09
20	13	PB N	Stefan COOK	Yamaha 998	A+M Motorcycles	8	8:16.76	49.65	80.59	1:00.74	6 82.38
21	60	F6 N	Graham ARNOLD	Kawasaki 600	Andy House Body Repair	7	7:29.96	1 Lap	77.85	1:01.95	2 80.77
22	28	F6 N	Danny BROWN	Honda 600	Edmundson Electrical	7	7:31.27	1 Lap	77.62	1:01.58	7 81.26

Not-Classified

18	PB N	Dale THOMSON	Kawasaki 1000		0						Starter
20	F6 N	Warren REEVE	Honda 600	Warren Reeve Racing	0						Starter

Fastest Lap

146	PB	John BENNETT	Kawasaki 1000						54.55	8	91.73
8	250	Jason GILLARD	Honda 250	JPS Racing					56.34	8	88.82
64	F6	Chris FABIAN	Yamaha 600	Motor Surgery					56.67	7	88.30
99	ST N	Matthew WOOLRIDGE	Triumph 675						57.10	5	87.64

Start Time : 17:00

09 Sep 07 17:09

Clerk of Course :

Time Issued :

Chief Timekeeper : Anthony Smith

THESE RESULTS REMAIN PROVISIONAL FOR A MINIMUM OF 30 MINUTES FROM THE TIME OF ISSUE

HS Sports Timing and Results Systems - Results and Lap Times at www.hssports.co.uk

THE GARY WALKER TROPHY RACE

LAP TIMES - RACE 14

8	Jason GILLARD									
Lap	1	2	3	4	5	6	7	8	9	10
1	1:03.07	56.81	56.48	56.68	56.95	56.89	56.82	56.34		
11	Mick GOODINGS									
Lap	1	2	3	4	5	6	7	8	9	10
1	1:06.87	57.01	57.94	58.84	57.89	56.97	57.90	57.60		
11	Glen SHAW									
Lap	1	2	3	4	5	6	7	8	9	10
1	1:07.33	57.52	57.13	58.30	58.00	56.82	56.83	56.94		
13	Stefan COOK									
Lap	1	2	3	4	5	6	7	8	9	10
1	1:08.49	1:01.28	1:01.58	1:01.53	1:01.24	1:00.74	1:01.00	1:00.90		
15	Doug JOHNSON									
Lap	1	2	3	4	5	6	7	8	9	10
1	1:00.02	55.06	54.79	54.83	54.85	55.08	55.77	56.71		
24	Ian McSEVENEY									
Lap	1	2	3	4	5	6	7	8	9	10
1	1:03.99	59.33	58.26	57.81	57.14	57.03	56.90	57.00		
28	Danny BROWN									
Lap	1	2	3	4	5	6	7	8	9	10
1	1:16.05	1:04.34	1:02.72	1:02.61	1:01.80	1:02.17	1:01.58			
32	John LEWIS									
Lap	1	2	3	4	5	6	7	8	9	10
1	1:05.41	57.05	58.02	57.18	57.73	57.35	57.36	57.41		
32	David FERNS									
Lap	1	2	3	4	5	6	7	8	9	10
1	1:01.02	56.24	55.79	55.82	55.60	56.34	55.87	55.91		
38	Michael BLANK									
Lap	1	2	3	4	5	6	7	8	9	10
1	1:02.56	56.22	55.65	55.89	56.18	55.64	55.59	55.71		
39	Chris POPE									
Lap	1	2	3	4	5	6	7	8	9	10
1	1:06.99	56.42	56.96	56.32	56.16	56.57	56.10	55.91		
41	Mark LITTLER									
Lap	1	2	3	4	5	6	7	8	9	10
1	1:05.68	56.81	58.09	57.06	55.98	55.97	55.99	55.85		
49	Joseph DWYER									
Lap	1	2	3	4	5	6	7	8	9	10
1	1:07.02	1:00.94	59.87	1:00.34	1:00.73	1:00.87	1:00.14	1:00.87		

60	Graham ARNOLD										
	Lap	1	2	3	4	5	6	7	8	9	10
	1	1:10.44	1:01.95	1:02.00	1:03.41	1:03.81	1:03.67	1:04.68			
64	Chris FABIAN										
	Lap	1	2	3	4	5	6	7	8	9	10
	1	1:10.56	59.35	57.90	57.38	57.37	57.41	56.67	56.96		
71	Lee REVELEY										
	Lap	1	2	3	4	5	6	7	8	9	10
	1	1:03.48	58.38	59.57	58.45	57.70	57.50	58.27	58.28		
80	Paul BANNISTER										
	Lap	1	2	3	4	5	6	7	8	9	10
	1	1:09.68	1:00.94	1:00.02	59.61	1:00.64	59.54	59.81	59.71		
96	Graham BOWERS										
	Lap	1	2	3	4	5	6	7	8	9	10
	1	1:12.17	1:00.55	1:00.30	1:00.28	59.95	59.55	1:00.02	59.51		
99	Matthew WOOLRIDGE										
	Lap	1	2	3	4	5	6	7	8	9	10
	1	1:08.58	58.48	57.61	57.23	57.10	57.89	58.02	57.56		
100	Steven BUTTERWORTH										
	Lap	1	2	3	4	5	6	7	8	9	10
	1	1:06.80	59.30	59.13	58.26	58.99	1:00.19	59.40	59.56		
142	Nicholas RICHARDS										
	Lap	1	2	3	4	5	6	7	8	9	10
	1	1:02.70	58.97	58.67	58.99	58.96	58.51	58.08	58.32		
146	John BENNETT										
	Lap	1	2	3	4	5	6	7	8	9	10
	1	1:04.47	57.53	55.96	55.30	55.43	55.24	55.06	54.55		

Lap Chart

THE GARY WALKER TROPHY RACE - RACE 14

Lap 1		Lap 2		Lap 3		Lap 4		Lap 5		Lap 6		Lap 7		Lap 8		Lap 9		Lap 10	
No	Time	No	Time	No	Time	No	Time	No	Time	No	Time	No	Time	No	Time	No	Time	No	Time
15	1:00.02	15	1:55.08	15	2:49.87	15	3:44.70	15	4:39.55	15	5:34.63	15	6:30.40	15	7:27.11				
32	1:01.02	32	1:57.26	32	2:53.05	32	3:48.87	32	4:44.47	32	5:40.81	32	6:36.68	60	7:29.96	*1			
38	1:02.56	38	1:58.78	38	2:54.43	38	3:50.32	38	4:46.50	38	5:42.14	38	6:37.73	28	7:31.27	*1			
142	1:02.70	8	1:59.88	8	2:56.36	8	3:53.04	146	4:48.69	146	5:43.93	146	6:38.99	32	7:32.59				
8	1:03.07	142	2:01.67	146	2:57.96	146	3:53.26	8	4:49.99	8	5:46.88	8	6:43.70	38	7:33.44				
71	1:03.48	71	2:01.86	142	3:00.34	39	3:56.69	39	4:52.85	39	5:49.42	39	6:45.52	146	7:33.54				
24	1:03.99	146	2:02.00	39	3:00.37	41	3:57.64	41	4:53.62	41	5:49.59	41	6:45.58	8	7:40.04				
146	1:04.47	32	2:02.46	32	3:00.48	32	3:57.66	32	4:55.39	32	5:52.74	32	6:50.10	41	7:41.43				
32	1:05.41	41	2:02.49	41	3:00.58	142	3:59.33	24	4:56.53	24	5:53.56	24	6:50.46	39	7:41.43				
41	1:05.68	24	2:03.32	71	3:01.43	24	3:59.39	71	4:57.58	71	5:55.08	11	6:51.93	24	7:47.46				
100	1:06.80	39	2:03.41	24	3:01.58	71	3:59.88	11	4:58.28	11	5:55.10	71	6:53.35	32	7:47.51				
11	1:06.87	11	2:03.88	11	3:01.82	11	4:00.28	142	4:58.29	11	5:55.52	11	6:53.42	11	7:48.87				
39	1:06.99	11	2:04.85	11	3:01.98	11	4:00.66	11	4:58.55	142	5:56.80	142	6:54.88	11	7:51.02				
49	1:07.02	100	2:06.10	99	3:04.67	99	4:01.90	99	4:59.00	99	5:56.89	99	6:54.91	71	7:51.63				
11	1:07.33	99	2:07.06	100	3:05.23	100	4:03.49	100	5:02.48	64	5:59.97	64	6:56.64	99	7:52.47				
13	1:08.49	49	2:07.96	64	3:07.81	64	4:05.19	64	5:02.56	100	6:02.67	100	7:02.07	142	7:53.20				
99	1:08.58	13	2:09.77	49	3:07.83	49	4:08.17	49	5:08.90	49	6:09.77	49	7:09.91	64	7:53.60				
80	1:09.68	64	2:09.91	80	3:10.64	80	4:10.25	80	5:10.89	80	6:10.43	80	7:10.24	100	8:01.63				
60	1:10.44	80	2:10.62	13	3:11.35	13	4:12.88	96	5:13.25	96	6:12.80	96	7:12.82	80	8:09.95				
64	1:10.56	60	2:12.39	96	3:13.02	96	4:13.30	13	5:14.12	13	6:14.86	13	7:15.86	49	8:10.78				
96	1:12.17	96	2:12.72	60	3:14.39	60	4:17.80	60	5:21.61	60	6:25.28			96	8:12.33				
28	1:16.05	28	2:20.39	28	3:23.11	28	4:25.72	28	5:27.52	28	6:29.69			13	8:16.76				

NEW ERA RACE RESULTS

ALLCOMERS 100cc – CB500 / HORNETS

RESULTS BY



HS Sports Ltd
Unit 5, Radnor Park Industrial Estate
Congleton, Cheshire CW12 4XN
Tel. +44 (0)1260 275708
Fax +44 (0)1260 278352
www.hssports.co.uk

NEW ERA RACE RESULTS

Club Championships - Round 9

Mallory Park - Sunday 9th September 2007

ALLCOMERS - 100cc - CB500 / HORNETS

RESULT - RACE 15

PI	No	Cl	Name	Machine	Entrant/Sponsor	Laps	Time	Behind	MPH	Best Lap on	MPH
1	29	H	Thomas BELL	Hornet 600	Aroqua Power Services	8	8:09.17		81.84	1:00.50	3 82.71
2	5	H	Sam READ	Hornet 600	AR Motorcycles	8	8:10.17	1.00	81.67	59.75	8 83.75
3	94	F4	Mark HORNSEY	Honda 400		8	8:11.38	2.21	81.47	59.86	5 83.60
4	36	H	Paul DAVIES	Hornet 600	Kennedy Davies Studios	8	8:17.54	8.37	80.46	1:01.04	3 81.98
5	2	SV	Antony PORTER	Suzuki 650	ADC Dyno	8	8:24.25	15.08	79.39	1:01.89	8 80.85
6	34	125 N	Arnie SHELTON	Honda 125	Dick Aiken	8	8:28.18	19.01	78.78	1:01.20	4 81.76
7	94	125	Sam HORNSEY	Honda 125		8	8:31.80	22.63	78.22	1:02.56	5 79.99
8	4	125	John CRESSWELL	Honda 125		8	8:37.92	28.75	77.29	1:01.97	4 80.75
9	45	CB	Darran FAULKNER	Honda 500		8	8:38.54	29.37	77.20	1:02.80	8 79.68
10	2	125	Philip STILES	Honda 125		8	8:49.87	40.70	75.55	1:04.29	8 77.83
11	76	CB	Robert CHISHOLM	Honda 500		8	8:53.48	44.31	75.04	1:05.07	3 76.90
12	111	CB	William HULL	Honda 500	John Hull Racing	8	8:54.85	45.68	74.85	1:05.77	7 76.08
13	111	250	Mark FORD	Honda 250		8	9:08.81	59.64	72.94	1:06.26	8 75.52
14	19	F4 N	Lee SHAW	Honda 400		8	9:09.81	1:00.64	72.81	1:07.55	6 74.08
15	3	125 N	Joe MOORE	Aprilia F125	Dave Goodybag/Mark&M	8	9:11.42	1:02.25	72.60	1:07.10	8 74.58
16	82	H	Robert SMITH	Hornet 600		7	8:20.07	1 Lap	70.05	1:08.35	3 73.21
17	122	ST	Simon BIRD	Yamaha 620		7	8:37.64	1 Lap	67.67	1:11.98	7 69.52

Fastest Lap

5	H	Sam READ	Hornet 600	AR Motorcycles					59.75	8 83.75
94	F4	Mark HORNSEY	Honda 400						59.86	5 83.60
34	125 N	Arnie SHELTON	Honda 125	Dick Aiken					1:01.20	4 81.76
2	SV	Antony PORTER	Suzuki 650	ADC Dyno					1:01.89	8 80.85
45	CB	Darran FAULKNER	Honda 500						1:02.80	8 79.68
111	250	Mark FORD	Honda 250						1:06.26	8 75.52
122	ST	Simon BIRD	Yamaha 620						1:11.98	7 69.52

Start Time : 17:13

09 Sep 07 17:23

Clerk of Course :

Time Issued :

Chief Timekeeper : Anthony Smith

THESE RESULTS REMAIN PROVISIONAL FOR A MINIMUM OF 30 MINUTES FROM THE TIME OF ISSUE

HS Sports Timing and Results Systems - Results and Lap Times at www.hssports.co.uk

ALLCOMERS - 100cc - CB500 / HORNETS

LAP TIMES - RACE 15

2	Philip STILES									
Lap	1	2	3	4	5	6	7	8	9	10
1	1:15.06	1:05.06	1:05.33	1:04.66	1:05.66	1:05.00	1:04.81	1:04.29		
2	Antony PORTER									
Lap	1	2	3	4	5	6	7	8	9	10
1	1:08.29	1:02.13	1:02.07	1:02.06	1:02.17	1:02.79	1:02.85	1:01.89		
3	Joe MOORE									
Lap	1	2	3	4	5	6	7	8	9	10
1	1:15.51	1:08.49	1:07.68	1:08.47	1:07.65	1:07.57	1:08.95	1:07.10		
4	John CRESSWELL									
Lap	1	2	3	4	5	6	7	8	9	10
1	1:11.89	1:06.03	1:05.03	1:01.97	1:02.81	1:02.82	1:03.87	1:03.50		
5	Sam READ									
Lap	1	2	3	4	5	6	7	8	9	10
1	1:06.34	1:01.37	1:01.56	1:00.77	59.88	1:00.39	1:00.11	59.75		
19	Lee SHAW									
Lap	1	2	3	4	5	6	7	8	9	10
1	1:14.53	1:08.29	1:07.87	1:08.06	1:08.01	1:07.55	1:07.76	1:07.74		
29	Thomas BELL									
Lap	1	2	3	4	5	6	7	8	9	10
1	1:04.49	1:00.56	1:00.50	1:00.60	1:00.78	1:00.96	1:00.57	1:00.71		
34	Arnie SHELTON									
Lap	1	2	3	4	5	6	7	8	9	10
1	1:07.63	1:01.50	1:02.16	1:01.20	1:01.77	1:02.88	1:05.01	1:06.03		
36	Paul DAVIES									
Lap	1	2	3	4	5	6	7	8	9	10
1	1:06.02	1:01.55	1:01.04	1:02.03	1:01.50	1:01.49	1:01.71	1:02.20		
45	Darran FAULKNER									
Lap	1	2	3	4	5	6	7	8	9	10
1	1:11.44	1:04.95	1:03.45	1:03.96	1:03.88	1:04.62	1:03.44	1:02.80		
76	Robert CHISHOLM									
Lap	1	2	3	4	5	6	7	8	9	10
1	1:12.47	1:05.15	1:05.07	1:06.11	1:06.58	1:06.96	1:05.21	1:05.93		
82	Robert SMITH									
Lap	1	2	3	4	5	6	7	8	9	10
1	1:18.33	1:08.84	1:08.35	1:16.29	1:09.89	1:09.63	1:08.74			
94	Sam HORNSEY									
Lap	1	2	3	4	5	6	7	8	9	10
1	1:11.56	1:03.85	1:02.69	1:02.63	1:02.56	1:02.79	1:03.09	1:02.63		

94	Mark HORNSEY										
	Lap	1	2	3	4	5	6	7	8	9	10
	1	1:07.45	1:00.39	1:01.03	1:00.85	59.86	1:00.84	1:00.67	1:00.29		

111	Mark FORD										
	Lap	1	2	3	4	5	6	7	8	9	10
	1	1:17.09	1:07.39	1:07.65	1:06.76	1:08.52	1:07.68	1:07.46	1:06.26		

111	William HULL										
	Lap	1	2	3	4	5	6	7	8	9	10
	1	1:11.12	1:06.35	1:06.12	1:06.09	1:06.79	1:06.25	1:05.77	1:06.36		

122	Simon BIRD										
	Lap	1	2	3	4	5	6	7	8	9	10
	1	1:20.29	1:14.38	1:13.16	1:12.48	1:12.93	1:12.42	1:11.98			

Lap Chart

ALLCOMERS - 100cc - CB500 / HORNETS - RACE 15

Lap 1		Lap 2		Lap 3		Lap 4		Lap 5		Lap 6		Lap 7		Lap 8		Lap 9		Lap 10	
No	Time	No	Time	No	Time	No	Time	No	Time	No	Time	No	Time	No	Time	No	Time	No	Time
29	1:04.49	29	2:05.05	29	3:05.55	29	4:06.15	29	5:06.93	29	6:07.89	29	7:08.46	29	8:09.17				
36	1:06.02	36	2:07.57	36	3:08.61	94	4:09.72	94	5:09.58	5	6:10.31	5	7:10.42	5	8:10.17				
5	1:06.34	5	2:07.71	94	3:08.87	5	4:10.04	5	5:09.92	94	6:10.42	94	7:11.09	94	8:11.38				
94	1:07.45	94	2:07.84	5	3:09.27	36	4:10.64	36	5:12.14	122	6:13.24 *1	82	7:11.33 *1	36	8:17.54				
34	1:07.63	34	2:09.13	34	3:11.29	34	4:12.49	34	5:14.26	36	6:13.63	36	7:15.34	82	8:20.07 *1				
2	1:08.29	2	2:10.42	2	3:12.49	2	4:14.55	2	5:16.72	34	6:17.14	34	7:22.15	2	8:24.25				
111	1:11.12	94	2:15.41	94	3:18.10	94	4:20.73	94	5:23.29	2	6:19.51	2	7:22.36	34	8:28.18				
45	1:11.44	45	2:16.39	45	3:19.84	45	4:23.80	45	5:27.68	94	6:26.08	122	7:25.66 *1	94	8:31.80				
94	1:11.56	111	2:17.47	76	3:22.69	4	4:24.92	4	5:27.73	4	6:30.55	94	7:29.17	122	8:37.64 *1				
4	1:11.89	76	2:17.62	4	3:22.95	76	4:28.80	76	5:35.38	45	6:32.30	4	7:34.42	4	8:37.92				
76	1:12.47	4	2:17.92	111	3:23.59	111	4:29.68	2	5:35.77	2	6:40.77	45	7:35.74	45	8:38.54				
19	1:14.53	2	2:20.12	2	3:25.45	2	4:30.11	111	5:36.47	76	6:42.34	2	7:45.58	2	8:49.87				
2	1:15.06	19	2:22.82	19	3:30.69	19	4:38.75	19	5:46.76	111	6:42.72	76	7:47.55	76	8:53.48				
3	1:15.51	3	2:24.00	3	3:31.68	111	4:38.89	111	5:47.41	19	6:54.31	111	7:48.49	111	8:54.85				
111	1:17.09	111	2:24.48	111	3:32.13	3	4:40.15	3	5:47.80	111	6:55.09	19	8:02.07	111	9:08.81				
82	1:18.33	82	2:27.17	82	3:35.52	82	4:51.81	82	6:01.70	3	6:55.37	111	8:02.55	19	9:09.81				
122	1:20.29	122	2:34.67	122	3:47.83	122	5:00.31					3	8:04.32	3	9:11.42				

NEW ERA RACE RESULTS

BRITISH SUPERKART CHAMPIONSHIPS

RESULTS BY



HS Sports Ltd
Unit 5, Radnor Park Industrial Estate
Congleton, Cheshire CW12 4XN
Tel. +44 (0)1260 275708
Fax +44 (0)1260 278352
www.hssports.co.uk

NEW ERA RACE RESULTS

Club Championships - Round 9 Mallory Park - Sunday 9th September 2007

BRITISH SUPERKART RACING CLUB CHAMPIONSHIP

TIMED PRACTICE

Pl	No	Cl	Name	Machine	Entrant/Sponsor	Laps	Time on Lap	Behind	MPH	
1	100	25N	Trevor ROBERTS	Anderson/Honda		7	50.08	4	99.92	
2	16	25N	Lee SHEPHERD	Anderson/Honda		4	50.48	4	00.40	99.13
3	21	25N	James OREILLY	PVP/Honda		11	50.69	4	00.61	98.72
4	93	25N	Stuart PARKER	Anderson/Honda		12	50.81	11	00.73	98.48
5	51	25N	Dean HAWLEY	Anderson/Honda		6	51.01	6	00.93	98.10
6	79	25N	Jason DREDGE	Jade/Honda		6	51.28	3	01.20	97.58
7	11	25C	Kevin WARING	Anderson/Honda		16	51.97	15	01.89	96.29
8	121	25C	Dave RIPPIN	Anderson/Honda		16	52.08	12	02.00	96.08
9	24	25C	Nathan FEARON	Anderson/Honda		5	52.11	3	02.03	96.03
10	46	25N	Charlie JOHNSON	Anderson/Honda		5	52.18	4	02.10	95.90
11	42	25N	Kevin BUSBY	Anderson/Honda		13	52.31	9	02.23	95.66
12	4	25N	Roy BENNETT	ADE/Honda		8	52.44	8	02.36	95.42
13	67	25N	Karl BAXTER	Anderson/Honda		11	52.45	8	02.37	95.41
14	72	25N	Richard DEWART	Anderson/Honda		13	52.62	12	02.54	95.10
15	185	25S	Nick HULL	Anderson/Honda	S	8	53.21	4	03.13	94.04
16	92	25C	Mark VAUGHAN	Anderson/Honda		8	53.48	4	03.40	93.57
17	22	25C	Peter OAKLEY	ADE/Honda		9	53.98	5	03.90	92.70
18	8	25C	Peter TILLSON HAWKE	F1/Honda		12	54.00	8	03.92	92.67
19	66	25S	Simon LOYNES	F1/Honda	S/S	9	54.06	9	03.98	92.56
20	58	25N	Keith TUCKLEY	Anderson/Honda		5	54.37	3	04.29	92.04
21	48	25C	Robert TAYLOR	Anderson/KTM		15	55.75	7	05.67	89.76
22	12	25N	Richard SANDERS	ADE/Honda		7	56.05	3	05.97	89.28
23	31	25C	Sam MOSS	Anderson/Honda		1	56.55	1	06.47	88.49
24	57	25C	Bob RAWDEN	Raider/Honda		8	57.13	6	07.05	87.59
25	26	25C	Paul FOWLER	Anderson/Honda		4	57.81	1	07.73	86.56
26	64	25C	Tony LONG	F1/Honda		6	57.91	4	07.83	86.41
27	77	25C	Lee THORNTON	Jade/Honda		2	57.93	2	07.85	86.38
28	142	25S	Steve KEMP	F1/Honda	S/S	14	59.25	11	09.17	84.46
29	19	D1	Mark STANSFIELD	Autodiablo/Yamaha		3	1:04.12	3	14.04	78.04

No. 0 & No. 20 - did not complete one timed lap

Start Time : 10:51

09 Sep 07 11:08

Clerk of Course :

Time Issued :

Chief Timekeeper : Anthony Smith

THESE RESULTS REMAIN PROVISIONAL FOR A MINIMUM OF 30 MINUTES FROM THE TIME OF ISSUE

HS Sports Timing and Results Systems - Results and Lap Times at www.hssports.co.uk

BRITISH SUPERKART RACING CLUB CHAMPIONSHIP

LAP TIMES - TIMED PRACTICE

4	Roy BENNETT									
Lap	1	2	3	4	5	6	7	8	9	10
1	55.22	53.46	55.36	54.24	53.55	52.66	52.55	52.44		
8	Peter TILLSON HAWKE									
Lap	1	2	3	4	5	6	7	8	9	10
1	58.19	59.14	56.70	56.01	55.04	55.29	54.29	54.00	54.16	55.32
11	56.24	56.18								
11	Kevin WARING									
Lap	1	2	3	4	5	6	7	8	9	10
1	1:04.58	56.34	55.92	53.47	53.01	53.96	54.96	53.26	53.19	52.95
11	52.03	52.39	52.77	52.80	51.97	53.01				
12	Richard SANDERS									
Lap	1	2	3	4	5	6	7	8	9	10
1	1:00.05	58.10	56.05	56.05	56.15	58.78	58.64			
16	Lee SHEPHERD									
Lap	1	2	3	4	5	6	7	8	9	10
1	58.56	53.47	50.87	50.48						
19	Mark STANSFIELD									
Lap	1	2	3	4	5	6	7	8	9	10
1	1:08.39	1:04.96	1:04.12							
21	James OREILLY									
Lap	1	2	3	4	5	6	7	8	9	10
1	1:00.07	56.16	52.55	50.69	53.97	54.06	51.59	51.12	51.96	53.79
11	51.03									
22	Peter OAKLEY									
Lap	1	2	3	4	5	6	7	8	9	10
1	59.16	56.53	56.56	56.80	53.98	55.79	55.65	58.99	56.56	
24	Nathan FEARON									
Lap	1	2	3	4	5	6	7	8	9	10
1	53.13	53.35	52.11	52.66	53.85					
26	Paul FOWLER									
Lap	1	2	3	4	5	6	7	8	9	10
1	57.81	58.90	1:08.76	1:14.95						
31	Sam MOSS									
Lap	1	2	3	4	5	6	7	8	9	10
1	56.55									
42	Kevin BUSBY									
Lap	1	2	3	4	5	6	7	8	9	10
1	58.99	53.22	53.06	52.61	52.60	52.42	52.96	53.27	52.31	52.36
11	52.55	52.44	52.39							

46	Charlie JOHNSON										
	Lap	1	2	3	4	5	6	7	8	9	10
	1	56.26	52.43	52.62	52.18	52.81					
48	Robert TAYLOR										
	Lap	1	2	3	4	5	6	7	8	9	10
	1	59.96	56.77	57.42	56.74	56.08	56.99	55.75	57.89	57.57	56.65
	11	57.16	57.60	56.81	57.65	56.72					
51	Dean HAWLEY										
	Lap	1	2	3	4	5	6	7	8	9	10
	1	54.22	52.12	51.13	51.64	54.65	51.01				
57	Bob RAWDEN										
	Lap	1	2	3	4	5	6	7	8	9	10
	1	1:01.87	59.15	58.12	58.68	59.08	57.13	57.89	57.31		
58	Keith TUCKLEY										
	Lap	1	2	3	4	5	6	7	8	9	10
	1	58.59	55.27	54.37	54.66	54.91					
64	Tony LONG										
	Lap	1	2	3	4	5	6	7	8	9	10
	1	1:02.17	59.13	59.96	57.91	58.13	58.24				
66	Simon LOYNES										
	Lap	1	2	3	4	5	6	7	8	9	10
	1	56.91	54.50	54.71	54.27	54.38	55.76	54.51	55.25	54.06	
67	Karl BAXTER										
	Lap	1	2	3	4	5	6	7	8	9	10
	1	55.47	53.11	53.41	53.37	52.94	52.75	52.74	52.45	52.46	53.13
	11	53.17									
72	Richard DEWART										
	Lap	1	2	3	4	5	6	7	8	9	10
	1	55.56	55.82	54.43	54.40	53.28	56.47	54.82	53.65	54.45	53.12
	11	53.96	52.62	55.02							
77	Lee THORNTON										
	Lap	1	2	3	4	5	6	7	8	9	10
	1	1:00.32	57.93								
79	Jason DREDGE										
	Lap	1	2	3	4	5	6	7	8	9	10
	1	53.93	51.73	51.28	51.62	51.56	52.13				
92	Mark VAUGHAN										
	Lap	1	2	3	4	5	6	7	8	9	10
	1	55.13	55.90	55.67	53.48	53.96	56.73	54.80	53.76		
93	Stuart PARKER										
	Lap	1	2	3	4	5	6	7	8	9	10
	1	58.37	53.99	53.14	52.57	51.69	53.57	52.93	51.61	51.87	52.09
	11	50.81	51.45								

100 Trevor ROBERTS

Lap	1	2	3	4	5	6	7	8	9	10
1	7:01.51	50.24	50.50	50.08	50.08	50.48	50.65			

121 Dave RIPPIN

Lap	1	2	3	4	5	6	7	8	9	10
1	1:00.20	53.88	54.64	53.64	53.95	52.81	53.14	1:05.32	52.46	52.64
11	52.58	52.08	53.11	52.77	52.77	52.51				

142 Steve KEMP

Lap	1	2	3	4	5	6	7	8	9	10
1	1:04.73	1:02.63	1:01.31	1:00.50	1:01.20	1:01.16	1:00.33	59.80	1:00.05	1:00.28
11	59.25	59.66	1:00.94	1:00.74						

185 Nick HULL

Lap	1	2	3	4	5	6	7	8	9	10
1	56.91	55.79	54.48	53.21	53.46	58.85	56.37	54.26		

NEW ERA RACE RESULTS

Club Championships - Round 9

Mallory Park - Sunday 9th September 2007

BRITISH SUPERKART RACING CLUB CHAMPIONSHIP

RESULT - RACE 4

PI	No	Cl	Name	Machine	Entrant/Sponsor	Laps	Time	Behind	MPH	Best Lap on	MPH
1	51	25N	Dean HAWLEY	Anderson/Honda		12	10:06.82		98.96	50.02	4 100.04
2	21	25N	James OREILLY	PVP/Honda		12	10:11.81	4.99	98.15	50.24	12 99.60
3	100	25N	Trevor ROBERTS	Anderson/Honda		12	10:12.63	5.81	98.02	50.07	4 99.94
4	16	25N	Lee SHEPHERD	Anderson/Honda		12	10:16.56	9.74	97.39	50.61	3 98.87
5	6	25N	Matthew BETT	Anderson/Honda		12	10:29.28	22.46	95.42	51.01	4 98.10
6	24	25C	Nathan FEARON	Anderson/Honda		12	10:30.44	23.62	95.25	51.25	11 97.64
7	46	25N	Charlie JOHNSON	Anderson/Honda		12	10:33.43	26.61	94.80	51.71	11 96.77
8	0	25N	Gavin BENNETT	Anderson/Honda		12	10:34.64	27.82	94.62	50.49	8 99.11
9	31	25C	Sam MOSS	Anderson/Honda		12	10:39.41	32.59	93.91	51.67	12 96.85
10	20	D1	Steve WHITE	PVP/Rotax		12	10:41.82	35.00	93.56	50.32	10 99.44
11	185	25S	Nick HULL	Anderson/Honda		12	10:50.96	44.14	92.25	52.67	4 95.01
12	72	25N	Richard DEWART	Anderson/Honda		12	10:51.08	44.26	92.23	52.80	8 94.77
13	92	25C	Mark VAUGHAN	Anderson/Honda		12	10:51.76	44.94	92.13	53.13	5 94.18
14	22	25C	Peter OAKLEY	ADE/Honda		12	10:56.96	50.14	91.40	52.90	4 94.59
15	8	25C	Peter TILLSON HAWKE	F1/Honda		12	11:00.39	53.57	90.93	52.86	4 94.67
16	66	25S	Simon LOYNES	F1/Honda S/S		12	11:16.67	1:09.85	88.74	53.63	5 93.31
17	58	25N	Keith TUCKLEY	Anderson/Honda		12	11:16.82	1:10.00	88.72	53.49	4 93.55
18	11	25C	Kevin WARING	Anderson/Honda		12	11:35.58	1:28.76	86.33	52.11	5 96.03
19	26	25C	Paul FOWLER	Anderson/Honda		11	10:25.09	1 Lap	88.06	54.59	11 91.67
20	64	25C	Tony LONG	F1/Honda		11	10:35.08	1 Lap	86.67	56.27	4 88.93

Not-Classified

93	25N	Stuart PARKER	Anderson/Honda		8	6:54.84	DNF	96.50	51.16	5 97.81
77	25C	Lee THORNTON	Jade/Honda		8	7:38.84	DNF	87.25	55.71	4 89.82
19	D1	Mark STANSFIELD	Autodiablo/Yamah		8	8:30.77	DNF	78.38	1:01.83	3 80.93
79	25N	Jason DREDGE	Jade/Honda		7	6:02.21	DNF	96.71	50.45	7 99.19
48	25C	Robert TAYLOR	Anderson/KTM		7	6:49.19	DNF	85.60	56.30	4 88.88
42	25N	Kevin BUSBY	Anderson/Honda		5	4:26.12	DNF	94.02	52.02	3 96.19
121	25C	Dave RIPPIN	Anderson/Honda		5	4:39.74	DNF	89.44	53.02	5 94.38
12	25N	Richard SANDERS	ADE/Honda		4	4:11.26	DNF	79.66	58.88	3 84.99
142	25S	Steve KEMP	F1/Honda S/S		1	1:07.54	DNF	74.09	1:03.18	1 79.20
67	25N	Karl BAXTER	Anderson/Honda		1	58.40	DNF	85.68	56.34	1 88.82
57	25C	Bob RAWDEN	Raider/Honda		0		Starter			

Fastest Lap

51	25N	Dean HAWLEY	Anderson/Honda						50.02	4 100.04
20	D1	Steve WHITE	PVP/Rotax						50.32	10 99.44
24	25C	Nathan FEARON	Anderson/Honda						51.25	11 97.64
185	25S	Nick HULL	Anderson/Honda						52.67	4 95.01

Start Time : 13:00

09 Sep 07 13:13

Clerk of Course :

Time Issued :

Chief Timekeeper : Anthony Smith

THESE RESULTS REMAIN PROVISIONAL FOR A MINIMUM OF 30 MINUTES FROM THE TIME OF ISSUE

HS Sports Timing and Results Systems - Results and Lap Times at www.hssports.co.uk

BRITISH SUPERKART RACING CLUB CHAMPIONSHIP

LAP TIMES - RACE 4

0 Gavin BENNETT

Lap	1	2	3	4	5	6	7	8	9	10
1	55.85	53.72	52.24	50.65	53.11	50.85	53.72	50.49	52.50	52.82
11	51.64	53.02								

6 Matthew BETT

Lap	1	2	3	4	5	6	7	8	9	10
1	55.97	53.51	51.85	51.01	51.57	51.88	51.92	51.45	51.90	51.54
11	51.31	51.54								

8 Peter TILLSON HAWKE

Lap	1	2	3	4	5	6	7	8	9	10
1	56.46	54.03	54.59	52.86	52.90	54.01	53.94	54.83	54.35	53.36
11	57.07	59.15								

11 Kevin WARING

Lap	1	2	3	4	5	6	7	8	9	10
1	55.85	53.96	52.96	52.30	52.11	52.57	53.98	52.37	53.58	54.83
11	1:01.65	1:38.32								

12 Richard SANDERS

Lap	1	2	3	4	5	6	7	8	9	10
1	1:02.50	59.02	58.88	1:01.74						

16 Lee SHEPHERD

Lap	1	2	3	4	5	6	7	8	9	10
1	53.80	52.09	50.61	50.98	50.73	50.94	51.00	50.77	51.37	51.52
11	51.37	51.13								

19 Mark STANSFIELD

Lap	1	2	3	4	5	6	7	8	9	10
1	1:03.72	1:02.95	1:01.83	1:02.80	1:02.85	1:05.19	1:02.80	1:01.93		

20 Steve WHITE

Lap	1	2	3	4	5	6	7	8	9	10
1	1:03.50	58.75	51.33	50.97	50.76	50.70	54.73	50.96	51.54	50.32
11	50.95	50.74								

21 James OREILLY

Lap	1	2	3	4	5	6	7	8	9	10
1	52.73	50.95	51.80	50.47	50.50	50.62	50.89	50.47	51.18	50.69
11	50.77	50.24								

22 Peter OAKLEY

Lap	1	2	3	4	5	6	7	8	9	10
1	57.63	54.36	54.37	52.90	53.01	54.15	54.37	54.17	54.52	54.15
11	54.41	56.04								

24 Nathan FEARON

Lap	1	2	3	4	5	6	7	8	9	10
-----	---	---	---	---	---	---	---	---	---	----

1	55.75	53.45	52.15	51.92	51.58	53.78	52.34	51.80	51.39	51.59
11	51.25	52.11								

26 Paul FOWLER

Lap	1	2	3	4	5	6	7	8	9	10
1	59.04	56.57	57.11	57.98	57.60	56.27	55.55	55.79	55.62	54.73
11	54.59									

31 Sam MOSS

Lap	1	2	3	4	5	6	7	8	9	10
1	56.73	54.54	53.89	52.29	52.08	53.40	52.43	51.85	52.20	52.44
11	52.11	51.67								

42 Kevin BUSBY

Lap	1	2	3	4	5	6	7	8	9	10
1	55.00	52.64	52.02	52.39	52.42					

46 Charlie JOHNSON

Lap	1	2	3	4	5	6	7	8	9	10
1	57.41	52.17	52.22	51.83	52.14	52.62	52.73	51.75	52.74	51.93
11	51.71	52.49								

48 Robert TAYLOR

Lap	1	2	3	4	5	6	7	8	9	10
1	1:00.44	58.56	57.13	56.30	57.64	57.45	57.27			

51 Dean HAWLEY

Lap	1	2	3	4	5	6	7	8	9	10
1	53.00	50.37	50.45	50.02	50.02	50.41	50.11	50.08	50.45	50.60
11	50.28	50.22								

58 Keith TUCKLEY

Lap	1	2	3	4	5	6	7	8	9	10
1	57.55	54.81	54.38	53.49	54.37	54.15	55.48	55.54	54.85	54.32
11	54.17	1:10.58								

64 Tony LONG

Lap	1	2	3	4	5	6	7	8	9	10
1	1:00.42	57.09	57.02	56.27	57.24	57.31	56.94	57.12	57.01	57.28
11	57.54									

66 Simon LOYNES

Lap	1	2	3	4	5	6	7	8	9	10
1	58.25	54.38	54.72	53.91	53.63	53.82	56.51	54.19	54.78	54.49
11	54.09	1:10.02								

67 Karl BAXTER

Lap	1	2	3	4	5	6	7	8	9	10
1	56.34									

72 Richard DEWART

Lap	1	2	3	4	5	6	7	8	9	10
1	55.70	55.72	56.41	55.10	53.10	53.41	53.63	52.80	53.34	53.16
11	53.25	53.39								

77	Lee THORNTON									
Lap	1	2	3	4	5	6	7	8	9	10
1	1:00.33	56.51	57.39	55.71	56.04	56.10	55.93	55.96		
79	Jason DREDGE									
Lap	1	2	3	4	5	6	7	8	9	10
1	54.01	51.68	51.45	50.89	50.72	52.21	50.45			
92	Mark VAUGHAN									
Lap	1	2	3	4	5	6	7	8	9	10
1	56.35	54.23	53.33	53.50	53.13	54.11	54.05	53.95	53.79	53.91
11	54.62	54.13								
93	Stuart PARKER									
Lap	1	2	3	4	5	6	7	8	9	10
1	53.93	51.72	51.45	51.64	51.16	51.27	51.17	51.75		
100	Trevor ROBERTS									
Lap	1	2	3	4	5	6	7	8	9	10
1	52.29	50.24	56.78	50.07	50.34	51.57	50.19	50.12	50.13	50.15
11	50.09	50.46								
121	Dave RIPPIN									
Lap	1	2	3	4	5	6	7	8	9	10
1	59.24	54.22	58.21	53.87	53.02					
142	Steve KEMP									
Lap	1	2	3	4	5	6	7	8	9	10
1	1:03.18									
185	Nick HULL									
Lap	1	2	3	4	5	6	7	8	9	10
1	57.70	53.96	53.42	52.67	53.24	54.54	53.55	54.67	53.91	53.02
11	53.77	54.00								

Lap Chart

BRITISH SUPERKART RACING CLUB CHAMPIONSHIP - RACE 4

Lap 1		Lap 2		Lap 3		Lap 4		Lap 5		Lap 6		Lap 7		Lap 8		Lap 9		Lap 10	
No	Time	No	Time	No	Time	No	Time	No	Time	No	Time	No	Time	No	Time	No	Time	No	Time
100	52.49	100	1:42.73	51	2:34.63	51	3:24.65	51	4:14.67	51	5:05.08	51	5:55.19	51	6:45.27	51	7:35.72	51	8:26.32
21	53.23	51	1:44.18	21	2:35.98	21	3:26.45	21	4:16.95	21	5:07.57	21	5:58.46	64	6:46.13 *1	77	7:38.84 *1	19	8:30.77 *2
51	53.81	21	1:44.18	16	2:36.75	16	3:27.73	19	4:18.00 *1	16	5:09.40	16	6:00.40	21	6:48.93	21	7:40.11	21	8:30.80
16	54.05	16	1:46.14	93	2:37.85	79	3:28.83	16	4:18.46	100	5:11.49	100	6:01.68	48	6:49.19 *1	26	7:40.15 *1	100	8:32.08
93	54.68	93	1:46.40	79	2:37.94	93	3:29.49	79	4:19.55	79	5:11.76	79	6:02.21	16	6:51.17	100	7:41.93	16	8:34.06
79	54.81	79	1:46.49	100	2:39.51	100	3:29.58	100	4:19.92	93	5:11.92	93	6:03.09	100	6:51.80	16	7:42.54	26	8:35.77 *1
42	56.65	42	1:49.29	42	2:41.31	42	3:33.70	93	4:20.65	6	5:19.62	6	6:11.54	93	6:54.84	64	7:43.25 *1	64	8:40.26 *1
11	56.95	24	1:50.53	24	2:42.68	24	3:34.60	42	4:26.12	24	5:19.96	24	6:12.30	6	7:02.99	6	7:54.89	6	8:46.43
24	57.08	11	1:50.91	46	2:43.49	46	3:35.32	24	4:26.18	46	5:20.08	46	6:12.81	24	7:04.10	24	7:55.49	24	8:47.08
72	57.77	46	1:51.27	11	2:43.87	6	3:36.17	46	4:27.46	0	5:20.45	0	6:14.17	46	7:04.56	0	7:57.16	46	8:49.23
67	58.40	92	1:53.24	6	2:45.16	11	3:36.17	6	4:27.74	11	5:20.85	11	6:14.83	0	7:04.66	46	7:57.30	0	8:49.98
92	59.01	6	1:53.31	0	2:45.84	0	3:36.49	11	4:28.28	19	5:20.85 *1	31	6:19.14	11	7:07.20	11	8:00.78	11	8:55.61
46	59.10	8	1:53.33	92	2:46.57	92	3:40.07	0	4:29.60	31	5:26.71	92	6:21.36	31	7:10.99	31	8:03.19	31	8:55.63
8	59.30	72	1:53.49	185	2:47.59	185	3:40.26	92	4:33.20	92	5:27.31	185	6:21.59	92	7:15.31	92	8:09.10	20	9:00.13
6	59.80	0	1:53.60	8	2:47.92	8	3:40.78	31	4:33.31	8	5:27.69	8	6:21.63	185	7:16.26	20	8:09.81	92	9:03.01
0	59.88	185	1:54.17	31	2:48.94	31	3:41.23	185	4:33.50	185	5:28.04	22	6:23.67	8	7:16.46	185	8:10.17	185	9:03.19
185	1:00.21	121	1:54.64	22	2:49.24	22	3:42.14	8	4:33.68	22	5:29.30	72	6:25.14	22	7:17.84	8	8:10.81	8	9:04.17
121	1:00.42	22	1:54.87	58	2:49.87	58	3:43.36	22	4:35.15	72	5:31.51	19	6:26.04 *1	72	7:17.94	72	8:11.28	72	9:04.44
31	1:00.51	31	1:55.05	72	2:49.90	72	3:45.00	58	4:37.73	58	5:31.88	20	6:27.31	20	7:18.27	22	8:12.36	22	9:06.51
22	1:00.51	58	1:55.49	66	2:51.23	66	3:45.14	72	4:38.10	20	5:32.58	58	6:27.36	58	7:22.90	58	8:17.75	58	9:12.07
58	1:00.68	66	1:56.51	121	2:52.85	121	3:46.72	66	4:38.77	66	5:32.59	66	6:29.10	66	7:23.29	66	8:18.07	66	9:12.56
66	1:02.13	26	1:59.85	26	2:56.96	20	3:51.12	121	4:39.74	77	5:46.95	77	6:42.88	19	7:28.84 *1				
26	1:03.28	64	2:01.35	64	2:58.37	64	3:54.64	20	4:41.88	26	5:48.81	26	6:44.36						
64	1:04.26	77	2:01.71	77	2:59.10	77	3:54.81	77	4:50.85	64	5:49.19								
48	1:04.84	48	2:03.40	20	3:00.15	26	3:54.94	64	4:51.88	48	5:51.92								
77	1:05.20	20	2:08.82	48	3:00.53	48	3:56.83	26	4:52.54										
142	1:07.54	12	2:10.64	12	3:09.52	12	4:11.26	48	4:54.47										
20	1:10.07	19	2:13.37	19	3:15.20														
19	1:10.42																		
12	1:11.62																		

Lap Chart

BRITISH SUPERKART RACING CLUB CHAMPIONSHIP - RACE 4

Lap 11		Lap 12		Lap 13		Lap 14		Lap 15		Lap 16		Lap 17		Lap 18		Lap 19		Lap 20	
No	Time	No	Time	No	Time	No	Time	No	Time	No	Time	No	Time	No	Time	No	Time	No	Time
51	9:16.60	51	10:06.82																
21	9:21.57	21	10:11.81																
100	9:22.17	100	10:12.63																
16	9:25.43	16	10:16.56																
26	9:30.50 *1	26	10:25.09 *1																
64	9:37.54 *1	6	10:29.28																
6	9:37.74	24	10:30.44																
24	9:38.33	46	10:33.43																
46	9:40.94	0	10:34.64																
0	9:41.62	64	10:35.08 *1																
31	9:47.74	31	10:39.41																
20	9:51.08	20	10:41.82																
185	9:56.96	185	10:50.96																
11	9:57.26	72	10:51.08																
92	9:57.63	92	10:51.76																
72	9:57.69	22	10:56.96																
22	10:00.92	8	11:00.39																
8	10:01.24	66	11:16.67																
58	10:06.24	58	11:16.82																
66	10:06.65	11	11:35.58																

NEW ERA RACE RESULTS

Club Championships - Round 9

Mallory Park - Sunday 9th September 2007

BRITISH SUPERKART RACING CLUB CHAMPIONSHIP

RESULT - RACE 13

PI	No	Cl	Name	Machine	Entrant/Sponsor	Laps	Time	Behind	MPH	Best Lap on	MPH
1	20	D1	Steve WHITE	PVP/Rotax		12	10:06.63		97.56	49.52	6 99.60
2	100	25N	Trevor ROBERTS	Anderson/Honda		12	10:11.05	4.42	96.86	50.11	4 98.42
3	21	25N	James OREILLY	PVP/Honda		12	10:15.25	8.62	96.20	50.32	4 98.01
4	51	25N	Dean HAWLEY	Anderson/Honda		12	10:18.05	11.42	95.76	50.47	3 97.72
5	16	25N	Lee SHEPHERD	Anderson/Honda		12	10:23.84	17.21	94.87	50.70	4 97.28
6	79	25N	Jason DREDGE	Jade/Honda		12	10:26.49	19.86	94.47	50.61	7 97.45
7	46	25N	Charlie JOHNSON	Anderson/Honda		12	10:31.06	24.43	93.79	51.71	5 95.38
8	24	25C	Nathan FEARON	Anderson/Honda		12	10:33.14	26.51	93.48	51.53	10 95.71
9	31	25C	Sam MOSS	Anderson/Honda		12	10:33.28	26.65	93.46	51.52	11 95.73
10	42	25N	Kevin BUSBY	Anderson/Honda		12	10:38.80	32.17	92.65	51.71	5 95.38
11	67	25N	Karl BAXTER	Anderson/Honda		12	10:38.89	32.26	92.64	51.85	9 95.12
12	22	25C	Peter OAKLEY	ADE/Honda		12	10:54.44	47.81	90.43	53.45	5 92.27
13	26	25C	Paul FOWLER	Anderson/Honda		12	10:55.17	48.54	90.33	53.32	3 92.50
14	92	25C	Mark VAUGHAN	Anderson/Honda		12	10:55.38	48.75	90.30	53.29	3 92.55
15	185	25S	Nick HULL	Anderson/Honda		12	10:55.50	48.87	90.29	52.74	7 93.52
16	121	25C	Dave RIPPIN	Anderson/Honda		12	10:55.55	48.92	90.28	52.51	7 93.92
17	66	25S	Simon LOYNES	F1/Honda S/S		12	10:56.05	49.42	90.21	53.54	2 92.12
18	8	25C	Peter TILLSON HAWKE	F1/Honda		12	11:04.72	58.09	89.04	53.66	5 91.91
19	48	25C	Robert TAYLOR	Anderson/KTM		11	10:25.83	1 Lap	86.69	55.55	6 88.78
20	57	25C	Bob RAWDEN	Raider/Honda		11	10:36.80	1 Lap	85.19	55.50	4 88.86
21	12	25N	Richard SANDERS	ADE/Honda		11	10:46.87	1 Lap	83.87	56.14	4 87.85
22	142	25S	Steve KEMP	F1/Honda S/S		11	10:57.21	1 Lap	82.55	57.33	3 86.03

Not-Classified

6	25N	Matthew BETT	Anderson/Honda		9	7:47.15	DNF	95.02	50.60	2 97.47
72	25N	Richard DEWART	Anderson/Honda		9	7:58.30	DNF	92.80	51.89	7 95.05
33	25C	George TOMALIN	Jade/Honda		8	7:43.33	DNF	85.16	56.24	7 87.70
11	25C	Kevin WARING	Anderson/Honda		6	5:47.63	DNF	85.12	51.45	5 95.86
19	D1	Mark STANSFIELD	Autodiablo/Yamah		6	6:04.01	DNF	81.29	58.96	2 83.65
77	25C	Lee THORNTON	Jade/Honda		4	3:51.57	DNF	85.19	55.65	2 88.63
58	25N	Keith TUCKLEY	Anderson/Honda		2	1:51.71	DNF	88.30	53.34	2 92.46
4	25N	Roy BENNETT	ADE/Honda		1	1:16.99	DNF	64.06	1:11.99	1 68.51
0	25N	Gavin BENNETT	Anderson/Honda		0		Starter			
64	25C	Tony LONG	F1/Honda		0		Starter			
93	25N	Stuart PARKER	Anderson/Honda		0		Starter			

Fastest Lap

20	D1	Steve WHITE	PVP/Rotax						49.52	6 99.60
100	25N	Trevor ROBERTS	Anderson/Honda						50.11	4 98.42
11	25C	Kevin WARING	Anderson/Honda						51.45	5 95.86
185	25S	Nick HULL	Anderson/Honda						52.74	7 93.52

Start Time : 16:43

09 Sep 07 17:17

Clerk of Course :

Time Issued :

Chief Timekeeper : Anthony Smith

THESE RESULTS REMAIN PROVISIONAL FOR A MINIMUM OF 30 MINUTES FROM THE TIME OF ISSUE

HS Sports Timing and Results Systems - Results and Lap Times at www.hssports.co.uk

BRITISH SUPERKART RACING CLUB CHAMPIONSHIP

LAP TIMES - RACE 13

4	Roy BENNETT										
	Lap	1	2	3	4	5	6	7	8	9	10
	1	1:11.99									
6	Matthew BETT										
	Lap	1	2	3	4	5	6	7	8	9	10
	1	54.47	50.60	50.89	51.35	50.75	51.21	51.27	51.29	54.54	
8	Peter TILLSON HAWKE										
	Lap	1	2	3	4	5	6	7	8	9	10
	1	58.37	53.96	55.44	54.17	53.66	54.61	53.75	54.36	54.94	54.47
	11	55.71	59.62								
11	Kevin WARING										
	Lap	1	2	3	4	5	6	7	8	9	10
	1	56.37	52.08	51.46	51.87	51.45	1:21.67				
12	Richard SANDERS										
	Lap	1	2	3	4	5	6	7	8	9	10
	1	1:01.52	57.55	57.59	56.14	58.06	56.36	57.54	58.21	59.22	58.59
	11	58.62									
16	Lee SHEPHERD										
	Lap	1	2	3	4	5	6	7	8	9	10
	1	54.99	51.85	52.70	50.70	51.07	51.05	51.39	50.94	51.20	52.15
	11	51.81	53.47								
19	Mark STANSFIELD										
	Lap	1	2	3	4	5	6	7	8	9	10
	1	1:01.27	58.96	59.45	59.87	59.37	59.36				
20	Steve WHITE										
	Lap	1	2	3	4	5	6	7	8	9	10
	1	54.04	50.55	49.78	49.75	49.90	49.52	50.44	49.98	49.83	49.85
	11	49.58	50.47								
21	James OREILLY										
	Lap	1	2	3	4	5	6	7	8	9	10
	1	53.41	50.37	50.46	50.32	50.40	50.53	51.43	51.31	54.30	50.59
	11	50.82	51.08								
22	Peter OAKLEY										
	Lap	1	2	3	4	5	6	7	8	9	10
	1	57.55	53.50	54.32	54.72	53.45	53.73	54.10	53.84	54.31	53.75
	11	54.58	54.42								
24	Nathan FEARON										
	Lap	1	2	3	4	5	6	7	8	9	10
	1	55.77	52.37	52.56	53.36	52.56	53.33	52.76	52.13	51.97	51.53
	11	51.71	52.34								

26	Paul FOWLER									
Lap	1	2	3	4	5	6	7	8	9	10
1	59.96	53.69	53.32	53.43	53.94	54.02	53.81	53.87	53.54	53.90
11	55.42	53.73								
31	Sam MOSS									
Lap	1	2	3	4	5	6	7	8	9	10
1	55.80	52.69	52.56	52.53	52.62	54.08	52.29	52.14	51.96	51.56
11	51.52	52.21								
33	George TOMALIN									
Lap	1	2	3	4	5	6	7	8	9	10
1	1:01.02	57.48	57.41	56.54	57.14	56.58	56.24	56.55		
42	Kevin BUSBY									
Lap	1	2	3	4	5	6	7	8	9	10
1	56.24	52.95	52.08	51.88	51.71	54.91	52.19	52.28	52.20	53.95
11	52.23	53.26								
46	Charlie JOHNSON									
Lap	1	2	3	4	5	6	7	8	9	10
1	55.39	52.69	52.23	51.99	51.71	52.07	51.80	52.60	52.58	52.79
11	52.07	51.97								
48	Robert TAYLOR									
Lap	1	2	3	4	5	6	7	8	9	10
1	1:00.24	56.97	56.17	56.14	57.30	55.55	56.30	55.69	55.88	56.27
11	55.95									
51	Dean HAWLEY									
Lap	1	2	3	4	5	6	7	8	9	10
1	54.90	51.82	50.47	50.85	50.85	51.19	51.88	50.79	52.53	51.14
11	50.66	50.72								
57	Bob RAWDEN									
Lap	1	2	3	4	5	6	7	8	9	10
1	59.77	57.55	57.16	55.50	56.87	55.94	57.47	1:00.36	57.15	56.33
11	57.97									
58	Keith TUCKLEY									
Lap	1	2	3	4	5	6	7	8	9	10
1	56.28	53.34								
66	Simon LOYNES									
Lap	1	2	3	4	5	6	7	8	9	10
1	59.04	53.54	54.04	54.05	54.05	55.26	53.63	53.90	53.80	53.65
11	54.05	54.23								
67	Karl BAXTER									
Lap	1	2	3	4	5	6	7	8	9	10
1	57.04	53.13	53.03	51.96	51.94	52.52	52.21	52.34	51.85	52.83
11	53.58	53.33								
72	Richard DEWART									
Lap	1	2	3	4	5	6	7	8	9	10

1	55.06	52.71	52.59	52.77	52.48	53.28	51.89	53.68	52.31
---	-------	-------	-------	-------	-------	-------	-------	-------	-------

77 Lee THORNTON

Lap	1	2	3	4	5	6	7	8	9	10
1	1:01.11	55.65	55.67	55.93						

79 Jason DREDGE

Lap	1	2	3	4	5	6	7	8	9	10
1	57.38	52.04	50.77	52.07	52.16	52.61	50.61	50.62	51.64	51.85
11	51.39	50.63								

92 Mark VAUGHAN

Lap	1	2	3	4	5	6	7	8	9	10
1	57.32	54.08	53.29	54.02	53.54	54.13	53.67	54.16	54.04	54.69
11	55.12	55.73								

100 Trevor ROBERTS

Lap	1	2	3	4	5	6	7	8	9	10
1	53.79	50.58	50.21	50.11	50.29	50.46	51.03	51.49	50.68	50.55
11	50.56	50.80								

121 Dave RIPPIN

Lap	1	2	3	4	5	6	7	8	9	10
1	59.00	58.11	54.72	53.49	53.97	53.25	52.51	52.57	52.73	52.67
11	54.97	53.71								

142 Steve KEMP

Lap	1	2	3	4	5	6	7	8	9	10
1	1:02.02	58.02	57.33	57.99	1:00.54	58.58	59.76	58.97	59.49	59.59
11	1:00.50									

185 Nick HULL

Lap	1	2	3	4	5	6	7	8	9	10
1	1:00.24	53.62	53.98	53.43	54.73	55.36	52.74	52.87	53.43	54.87
11	54.63	54.32								

Lap Chart

BRITISH SUPERKART RACING CLUB CHAMPIONSHIP - RACE 13

Lap 1		Lap 2		Lap 3		Lap 4		Lap 5		Lap 6		Lap 7		Lap 8		Lap 9		Lap 10	
No	Time	No	Time	No	Time	No	Time	No	Time	No	Time	No	Time	No	Time	No	Time	No	Time
21	53.64	21	1:44.01	21	2:34.47	21	3:24.79	21	4:15.19	21	5:05.72	20	5:56.92	20	6:46.90	20	7:36.73	20	8:26.58
100	54.29	100	1:44.87	100	2:35.08	100	3:25.19	100	4:15.48	100	5:05.94	100	5:56.97	21	6:48.46	48	7:37.73 *1	100	8:29.69
51	55.15	6	1:45.85	6	2:36.74	20	3:27.06	20	4:16.96	20	5:06.48	21	5:57.15	100	6:48.46	100	7:39.14	21	8:33.35
6	55.25	51	1:46.97	20	2:37.31	6	3:28.09	6	4:18.84	6	5:10.05	142	5:58.90 *1	12	6:52.23 *1	21	7:42.76	48	8:33.61 *1
16	55.51	16	1:47.36	51	2:37.44	51	3:28.29	51	4:19.14	51	5:10.33	6	6:01.32	6	6:52.61	33	7:43.33 *1	51	8:36.67
24	56.52	20	1:47.53	16	2:40.06	16	3:30.76	16	4:21.83	16	5:12.88	51	6:02.21	51	6:53.00	57	7:45.35 *1	16	8:38.56
46	56.56	24	1:48.89	24	2:41.45	46	3:33.47	46	4:25.18	46	5:17.25	19	6:04.01 *1	16	6:55.21	51	7:45.53	57	8:42.50 *1
72	56.59	46	1:49.25	46	2:41.48	11	3:34.51	11	4:25.96	79	5:19.75	16	6:04.27	142	6:58.66 *1	16	7:46.41	79	8:44.47
20	56.98	72	1:49.30	72	2:41.89	72	3:34.66	79	4:27.14	72	5:20.42	46	6:09.05	79	7:00.98	6	7:47.15	46	8:47.02
31	57.12	31	1:49.81	31	2:42.37	24	3:34.81	72	4:27.14	24	5:20.70	79	6:10.36	46	7:01.65	12	7:50.44 *1	24	8:49.09
58	58.37	11	1:51.18	11	2:42.64	31	3:34.90	24	4:27.37	31	5:21.60	72	6:12.31	24	7:05.59	79	7:52.62	31	8:49.55
92	58.91	58	1:51.71	79	2:42.91	79	3:34.98	31	4:27.52	42	5:22.69	24	6:13.46	72	7:05.99	46	7:54.23	12	8:49.66 *1
11	59.10	42	1:52.11	42	2:44.19	42	3:36.07	42	4:27.78	67	5:22.75	31	6:13.89	31	7:06.03	24	7:57.56	67	8:51.98
42	59.16	79	1:52.14	92	2:46.28	67	3:38.29	67	4:30.23	92	5:27.97	42	6:14.88	42	7:07.16	142	7:57.63 *1	42	8:53.31
22	59.72	92	1:52.99	67	2:46.33	92	3:40.30	92	4:33.84	22	5:29.44	67	6:14.96	67	7:07.30	31	7:57.99	142	8:57.12 *1
8	1:00.03	22	1:53.22	22	2:47.54	22	3:42.26	22	4:35.71	26	5:30.90	92	6:21.64	92	7:15.80	72	7:58.30	92	9:04.53
79	1:00.10	67	1:53.30	185	2:49.12	185	3:42.55	26	4:36.88	8	5:31.87	22	6:23.54	22	7:17.38	67	7:59.15	22	9:05.44
67	1:00.17	8	1:53.99	8	2:49.43	26	3:42.94	8	4:37.26	185	5:32.64	26	6:24.71	185	7:18.25	42	7:59.36	26	9:06.02
185	1:01.52	185	1:55.14	66	2:49.43	66	3:43.48	185	4:37.28	66	5:32.79	185	6:25.38	26	7:18.58	92	8:09.84	185	9:06.55
66	1:01.85	66	1:55.39	26	2:49.51	8	3:43.60	66	4:37.53	121	5:36.39	8	6:25.62	8	7:19.98	185	8:11.68	121	9:06.87
26	1:02.50	26	1:56.19	77	2:55.64	121	3:49.17	121	4:43.14	48	5:45.74	66	6:26.42	66	7:20.32	22	8:11.69	66	9:07.77
121	1:02.85	77	1:59.97	121	2:55.68	77	3:51.57	48	4:50.19	57	5:47.52	121	6:28.90	121	7:21.47	26	8:12.12	8	9:09.39
48	1:03.61	48	2:00.58	48	2:56.75	48	3:52.89	57	4:51.58	11	5:47.63	48	6:42.04			66	8:14.12		
77	1:04.32	121	2:00.96	57	2:59.21	57	3:54.71	33	4:53.96	33	5:50.54	57	6:44.99			121	8:14.20		
57	1:04.50	57	2:02.05	33	3:00.28	33	3:56.82	12	4:58.33	12	5:54.69	33	6:46.78			8	8:14.92		
33	1:05.39	33	2:02.87	142	3:01.79	142	3:59.78	142	5:00.32										
142	1:06.44	142	2:04.46	12	3:04.13	12	4:00.27	19	5:04.65										
19	1:07.00	19	2:05.96	19	3:05.41	19	4:05.28												
12	1:08.99	12	2:06.54																
4	1:16.99																		

Lap Chart

BRITISH SUPERKART RACING CLUB CHAMPIONSHIP - RACE 13

Lap 11		Lap 12		Lap 13		Lap 14		Lap 15		Lap 16		Lap 17		Lap 18		Lap 19		Lap 20	
No	Time	No	Time	No	Time	No	Time	No	Time	No	Time	No	Time	No	Time	No	Time	No	Time
20	9:16.16	20	10:06.63																
100	9:20.25	100	10:11.05																
21	9:24.17	21	10:15.25																
51	9:27.33	51	10:18.05																
48	9:29.88 *1	16	10:23.84																
16	9:30.37	48	10:25.83 *1																
79	9:35.86	79	10:26.49																
57	9:38.83 *1	46	10:31.06																
46	9:39.09	24	10:33.14																
24	9:40.80	31	10:33.28																
31	9:41.07	57	10:36.80 *1																
42	9:45.54	42	10:38.80																
67	9:45.56	67	10:38.89																
12	9:48.25 *1	12	10:46.87 *1																
142	9:56.71 *1	22	10:54.44																
92	9:59.65	26	10:55.17																
22	10:00.02	92	10:55.38																
185	10:01.18	185	10:55.50																
26	10:01.44	121	10:55.55																
66	10:01.82	66	10:56.05																
121	10:01.84	142	10:57.21 *1																
8	10:05.10	8	11:04.72																